

# Troubled Assets Relief Program (TARP)

Monthly 105(a) Report – March 2010



UNITED STATES  
DEPARTMENT OF  
THE TREASURY



**April 12, 2010**

This report to Congress is pursuant to Section 105(a) of the Emergency Economic Stabilization Act of 2008

**Section**

**Page**

**Key Developments .....3**

- **Second HFA Hardest-Hit Fund**
- **HAMP Enhancements for Unemployed Homeowners and Principal Write-Downs**
- **FHA Program Adjustments to Support Refinancings for Underwater Homeowners**

**Where is TARP Money Going? .....7**

**Program Updates .....10**

- **Dividends and Interest Received**
- **Capital Purchase Program**
- **AIG**
- **Office of the Special Master**
- **Consumer and Bank Lending Initiatives**
- **Bank Lending and Intermediation Surveys**
- **Congressional Hearings**

**Certification .....19**

**Appendices**

**Appendix 1 – Description of TARP Programs & How Treasury Exercises Its Voting Rights**

**Appendix 2 – Making Home Affordable Servicer Performance Report**

**Appendix 3 – Financial Statement**

Treasury is pleased to present the Office of Financial Stability's Monthly 105(a) Report for March 2010.

The Troubled Assets Relief Program or TARP was established by Treasury pursuant to the Emergency Economic Stabilization Act of 2008 or EESA. This law was adopted on October 3, 2008 in response to the severe financial crisis facing our country. To carry out its duties, Treasury developed a number of programs under TARP to stabilize our financial system and housing market, which, together with the American Recovery and Reinvestment Act, laid the financial foundation for economic recovery.

In March, Secretary of the Treasury Geithner stated that "the TARP is being put to rest, having used only a fraction of the resources authorized by Congress, and having returned almost \$200 billion dollars in capital, dividends, and interest to reduce the nation's debt and future deficits."

In February, the Obama Administration released the Budget of the U.S. Government for the Fiscal Year 2011 (FY2011 Budget). As reflected in the FY2011 Budget, it is estimated that TARP will cost about \$117 billion (including offsetting interest collections), far less than the previous estimate of \$341 billion.<sup>1</sup> This was based on estimated total expenditures of not more than \$550 billion, far less than the \$700 billion originally authorized. In a March 2010 report, the Congressional Budget Office estimated the total cost of the TARP as \$109 billion.<sup>2</sup>

In December 2009, the Secretary of the Treasury certified the extension of TARP authority until October 2010 as permitted under the law. The Secretary outlined a strategy for going forward that balances the capacity to respond to threats to the financial system that could undermine economic recovery with the need to exercise fiscal discipline and reduce the burden on taxpayers. This strategy has four elements:

- Continued wind down of many existing programs, including those supporting large banks.
- Limiting new commitments to three areas:
  1. Foreclosure mitigation and stabilization of the housing market;
  2. Provision of capital to small and community banks as a source of credit for small businesses; and
  3. Support for the securitization markets underlying those sectors.
- Treasury will not otherwise use remaining TARP funds unless necessary to respond to an immediate and substantial threat to the economy stemming from financial instability.
- Manage existing TARP investments in a commercial manner and dispose of them as soon as practicable.

---

<sup>1</sup> Represents the deficit impact of TARP.

<sup>2</sup> See "Report on the Troubled Asset Relief Program – March 2010" available at <http://www.cbo.gov/ftpdocs/112xx/doc11227/03-17-TARP.pdf>

## Key Developments

The following key developments took place during March 2010 under existing TARP programs:

- Cumulative TARP repayments reached \$181 billion. Repayments in March included from the Hartford Financial Services Group, Inc. in the sum of \$3.4 billion, as well as a \$1 billion repayment from General Motors.
- Treasury conducted a public auction for warrants issued by Bank of America Corporation, received pursuant to the Capital Purchase Program (CPP) and the Targeted Investment Program (TIP), for total gross proceeds of approximately \$1.57 billion, and public auctions for warrants of three other banks for additional total gross proceeds of approximately \$34 million.
- Treasury released data through February 2010 for the Home Affordable Modification Program (HAMP), which offers a standardized, streamlined mortgage modification process and financial incentives to encourage servicers and investors to undertake sustainable mortgage modifications. Please refer to the complete Servicer Performance Report included as Appendix 2.
  - Approximately 170,000 homeowners now have permanent modifications, nearly double the number from December. An additional approximately 91,000 borrowers have received final approval for a permanent modification from the servicers.
  - More than 1.3 million homeowners have received offers for trial modifications, and nearly 1.1 trial modifications have begun under the program.
  - Homeowners in permanent modifications are saving a median of 36 percent of their before-modification payment and a median of over \$500 per month on mortgage payments. In aggregate, homeowners have saved over \$2.7 billion through trial and permanent modifications.
- Also during March, three additional servicers, Wells Fargo, JP Morgan and Citigroup, entered the HAMP Second Lien Modification Program (2MP). These servicers, together with Bank of America, account for over half of second lien loans.
- Treasury announced a second Housing Finance Agency Innovation Fund for the Hardest-Hit Housing Markets program and the additions to HAMP described below.
- The Special Master issued 2010 rulings for the Top 25 executives at the five remaining firms receiving exceptional financial assistance under the TARP: AIG, Chrysler, Chrysler Financial, GM, and GMAC. Notable features of the Special Master's 2010 determinations for the "Top 25" include: decreased total cash compensation by 33 percent compared to the cash compensation these individual executives received in 2009; and reduced total compensation at AIG, GMAC, and Chrysler Financial by 15 percent compared to the pay these executives received in 2009.

**Second HFA Hardest-Hit Fund**

On March 29, 2010, the Administration announced an expansion of the initiative to target additional states with high shares of their populations living in local areas of concentrated economic distress. The second HFA Hardest-Hit Fund will include up to \$600 million in funding for innovative measures to help families stay in their homes or otherwise avoid foreclosure in five states that have areas of concentrated economic distress. The \$600 million in funds is equivalent on a per person basis to the \$1.5 billion awarded in the first HFA Hardest-Hit Fund. While the first HFA Hardest-Hit Fund targeted five states affected by home price declines greater than 20 percent, the second HFA Hardest-Hit Fund targets states in which there are counties with unemployment rates greater than 12 percent, on average over the months of 2009.<sup>3</sup> The five states that will receive allocations based on this criterion are: North Carolina, Ohio, Oregon, Rhode Island, and South Carolina. Set forth below is a summary of the methodology used to determine calculations:

State	State Totals		Economic Distress	Allocation	
	State Population in 2009	Population Living in High Unemp Counties	% of State Pop Living in High Unemp Counties	% of Total Pop in High Unemp Counties for Top 5 States	Allocation Cap (\$millions)
Rhode Island	1,053,209	627,690	60%	7%	\$43
South Carolina	4,561,242	2,022,492	44%	23%	\$138
Orgeon	3,825,657	1,281,675	34%	15%	\$88
North Carolina	9,380,884	2,332,246	25%	27%	\$159
Ohio	11,542,645	2,514,678	22%	29%	\$172
<b>Total</b>					<b>\$600</b>

The objective of the HFA Hardest Hit Funds is to allow HFAs to develop creative, effective approaches to the housing crisis that consider local conditions. To receive funding, programs must satisfy the requirements for funding under EESA. These requirements include that the recipient of funds must be an eligible financial institution and that the funds must be used to pay for programs designed to prevent avoidable foreclosures and other permitted uses under EESA.

Treasury has outlined some of the possible types of transactions that would meet EESA requirements. These include programs that may provide: assistance to unemployed borrowers to help them avoid foreclosure; modifications of mortgage loans held by HFAs or other financial institutions or incentives for servicers/investors to modify loans; mortgage modifications with principal forbearance by paying down all or a portion of an overleveraged loan and taking back a note from the borrower for that amount in order to facilitate additional modifications; assistance with short sales and deeds-in-lieu of foreclosure to prevent avoidable foreclosures; incentives for financial institutions to write-down a portion of unpaid

<sup>3</sup> States that were allocated funds under the first HFA Hardest-Hit Fund are not eligible for the second HFA Hardest-Hit Fund. (See Appendix 1 – page 15.)

principal balance for homeowners with severe negative equity; or incentives to reduce or modify second liens. Other innovative ideas and transaction types (including innovations related to the existing “Making Home Affordable” programs) will be evaluated on a case-by-case basis for compliance with EESA.

Treasury will ensure accountability and transparency of the HFA Hardest-Hit Fund program: all funded program designs and effectiveness metrics will be posted online and program activity will be subject to oversight under EESA. Receipt of applications and initial determinations are expected to occur in the second quarter of 2010.

### **HAMP Enhancements for Unemployed Homeowners and Principal Write-Downs**

On March 26, 2010, the Obama Administration announced enhancements to the Home Affordable Modification Program (HAMP) that will provide temporary mortgage assistance to some unemployed homeowners, encourage servicers to write-down mortgage debt as part of a HAMP modification, allow more borrowers to qualify for modification through HAMP, and help borrowers move to more affordable housing when modification is not possible. The changes will be implemented in the following months.<sup>4</sup>

#### 1. Temporary Assistance for Unemployed Homeowners While They Search for Re-Employment

Unemployed homeowners meeting eligibility criteria will have an opportunity to have their mortgage payments temporarily reduced to an affordable level for a minimum of three months, and up to six months for some borrowers, while they look for a new job. If a homeowner does not find a job before the temporary assistance period is over or if they find a job with a reduced income, they will be evaluated for a permanent HAMP modification or may be eligible for HAMP’s alternatives to foreclosure program. There will be no cost to government or taxpayers from the forbearance plans.

#### 2. Requirement to Consider Alternative Principal Write-down Approach and Increased Principal Write-down Incentives

To expand the use of principal write-downs, servicers will be required to consider an alternative modification approach that emphasizes principal relief, which includes incentive payments for each dollar of principal write-down by servicers and investors. The principal reduction and the incentives will be earned by the borrower and lender based on a pay-for-success structure. Servicers will initially treat the write-down amount as forbearance and will forgive amounts in equal steps over three years, as long as the homeowner remains current on payments.

#### 3. New and Revised Supplemental Directives

In March, four new or revised Supplemental Directives (SD) were released.<sup>5</sup>

---

<sup>4</sup> Further information, including the HAMP Improvements Fact Sheet, is available at [http://www.FinancialStability.gov/latest/pr\\_03262010.html](http://www.FinancialStability.gov/latest/pr_03262010.html)

<sup>5</sup> SD 09-09 Revised – Home Affordable Foreclosure Alternatives – Short Sale and Deed-in-Lieu of Foreclosure Update, which replaced former SD 09-09; SD 09-05 Revised – Updated to the Second Lien Modification Program (2MP), which replaced former SD 09-05; SD 10-02 – Home Affordable Modification Program – Borrower Outreach and

**SD 09-09 Revised** provides guidance to servicers for adoption and implementation of the Home Affordable Foreclosure Alternatives (HAFA) program for first lien mortgage loans that are not owned or guaranteed by Fannie Mae or Freddie Mac. Revised features include:

- Increased incentives to provide more homeowners with foreclosure alternatives;
- An increase in payments to subordinate lien holders who agree to release borrowers from debt to facilitate greater use of foreclosure alternatives, including short sales or deeds-in-lieu, and encourage additional outreach to homeowners unable to complete a modification.
- A doubling in relocation assistance payment for to help homeowners who use a foreclosure alternative to transition more quickly to housing they can afford.

**SD 09-05 Revised** provides guidance to servicers for adoption and implementation of 2MP for second liens and increased incentives for loans extinguished or partially extinguished in conjunction with 2MP.

- Servicers will receive a one-time incentive fee for each fully extinguished second lien based on a formula related the borrower's unpaid balance and combined-loan-to-value ratio (for first and second liens), and length of delinquency.

**SD 10-02** amends policies and procedures related to outreach and communication with homeowners by servicers, especially with respect to foreclosure actions, and extends HAMP benefits to borrowers who have filed for bankruptcy court protection. Significant features include:

- Prohibition of referral to foreclosure until a borrower is evaluated and found ineligible for HAMP or reasonable contact efforts have failed, to protect responsible borrowers from unnecessary foreclosure actions and costs. Written certifications are required that a borrower is not HAMP eligible before an attorney or trustee can conduct a foreclosure sale.
- Servicers are required to stop foreclosure actions after a borrower enters into a trial plan based on verified income, and to consider borrowers in bankruptcy for HAMP.

**SD 10-03** provides guidance for the HAMP pay-for-performance compensation and pay-for-success compensation to be expanded to include borrowers and servicers of Federal Housing Administration (FHA) loans. There are no investor incentives for mortgages associated with FHA loan.

### **FHA Program Adjustments to Support Refinancings for Underwater Homeowners**

In March, the Administration announced the FHA Program Adjustments to Support Refinancings for Underwater Homeowners, which will permit participating lenders to provide additional refinancing options to homeowners who owe more than their home is worth because of large declines in home prices. The FHA Refinance option should be available by the fall of 2010 and detailed guidelines will be published soon. TARP funds will be made available up to a total of \$14 billion to provide incentives to support the write-downs of second liens and encourage participation by servicers,

---

Communication; and SD 10-03 – Home Affordable Modification Program – Modifications of Loans Insured by the Federal Housing Administration (FHA). A listing of all Supplemental Directives, and links to PDF versions of each SD, is available at <https://www.hmpadmin.com/portal/programs/directives.html>

and to provide additional coverage for a share of potential losses on these loans. See the FHA Refinance Fact Sheet available at [http://MakingHomeAffordable.gov/docs/FHA\\_Refinance\\_Fact\\_Sheet\\_032510%20FINAL2.pdf](http://MakingHomeAffordable.gov/docs/FHA_Refinance_Fact_Sheet_032510%20FINAL2.pdf).

## **Where is TARP Money Going?**

Although TARP authority has been extended, Treasury has notified Congress that it does not expect to use more than \$550 billion of the \$700 billion authorized for TARP. Treasury has used this authority to make investments that have helped to stabilize the financial system, restore confidence in the strength of our financial institutions, restart markets that are critical to financing American households and businesses, and prevent avoidable foreclosures in the housing market and keep people in their homes. As of March 31, 2010, approximately \$545 billion had been planned for TARP programs, and of that amount<sup>6,7</sup>

- \$491.10 billion has been committed to specific institutions under signed contracts.
- \$381.54 billion has been paid out by Treasury under those contracts.

A large part of the total investments to date occurred in 2008 under the Capital Purchase Program. The commitments made in 2009 include amounts extended under the Obama Administration's Financial Stability Plan. These include funds committed under the Home Affordable Modification Program, the Legacy Securities Public-Private Investment Program, Automotive Industry Financing Program and the other programs described in this report (and Appendix 1).

Taxpayers can track progress on all of the financial stability programs and investments, as well as repayments, on Treasury's website [www.FinancialStability.gov](http://www.FinancialStability.gov). Specifically, taxpayers can look at investments within two business days of closing in the TARP transaction reports at [www.FinancialStability.gov/latest/reportsanddocs.html](http://www.FinancialStability.gov/latest/reportsanddocs.html).

---

<sup>6</sup> In April 2010, Treasury revised the planned investments for the Consumer and Business Lending Initiative (CBLI) from \$60 billion as shown in Figures 1 and 2 to \$52 billion, with a corresponding reduction in total planned investments from \$545 billion to approximately \$537 billion. The \$52 billion of CBLI is comprised of \$20 billion for the Term Asset-Backed Securities Lending Facility (TALF), \$30 billion reserved for the proposed Small Business Lending Funds (separate from TARP through legislation), not more than \$1 billion for the Community Development Capital Initiative, and not more than \$1 billion for the Small Business and Lending Initiative - SBA 7a Securities Purchase Program.

<sup>7</sup> In Figure 1, TARP funds for the Home Affordable Modification Program do not include \$1.26 billion to offset costs of program changes for the "Helping Families Save Their Homes Act of 2009" (\$1.244 billion) or administrative expenditures relating to the Special Inspector General for the TARP (\$15 million). Including the foregoing, as of March 31, 2010, total TARP commitments and amounts paid out as adjusted were \$491.10 billion and \$381.54 billion, respectively.



Figure 1 shows the planned TARP investment amounts together with the total funds disbursed and investments that have been repaid by program, and Figure 2 shows the planned TARP investments by program, each as of March 31, 2010.<sup>6,7</sup>

Figure 1: TARP Summary through March 2010 (\$ billions)

	Planned Investments	Commitments	Total Disbursed	Repayments
Capital Purchase Program	\$ 204.89	\$ 204.89	\$ 204.89	\$ 135.83
Targeted Investment Program	\$ 40.00	\$ 40.00	\$ 40.00	\$ 40.00
Asset Guarantee Program	\$ 5.00	\$ 0.00	\$ 0.00	\$ -
Consumer and Business Lending Initiative <sup>6</sup>	\$ 60.00	\$ 20.02	\$ 0.12	\$ -
Legacy Securities Public-Private Investment Program	\$ 30.00	\$ 30.36	\$ 7.94	\$ 0.36
AIG	\$ 69.84	\$ 69.84	\$ 47.54	\$ -
Auto Industry Financing Program	\$ 85.39	\$ 84.84	\$ 79.69	\$ 4.60
Home Affordable Modification Program <sup>7</sup>	\$ 50.00	\$ 39.89 <sup>7</sup>	\$ 0.09 <sup>7</sup>	\$ -
<b>Totals</b>	<b>\$545.12<sup>6</sup></b>	<b>\$489.84</b>	<b>\$380.27</b>	<b>\$180.79</b>

Figure 2: Planned TARP Investments (\$ billions) through March 2010

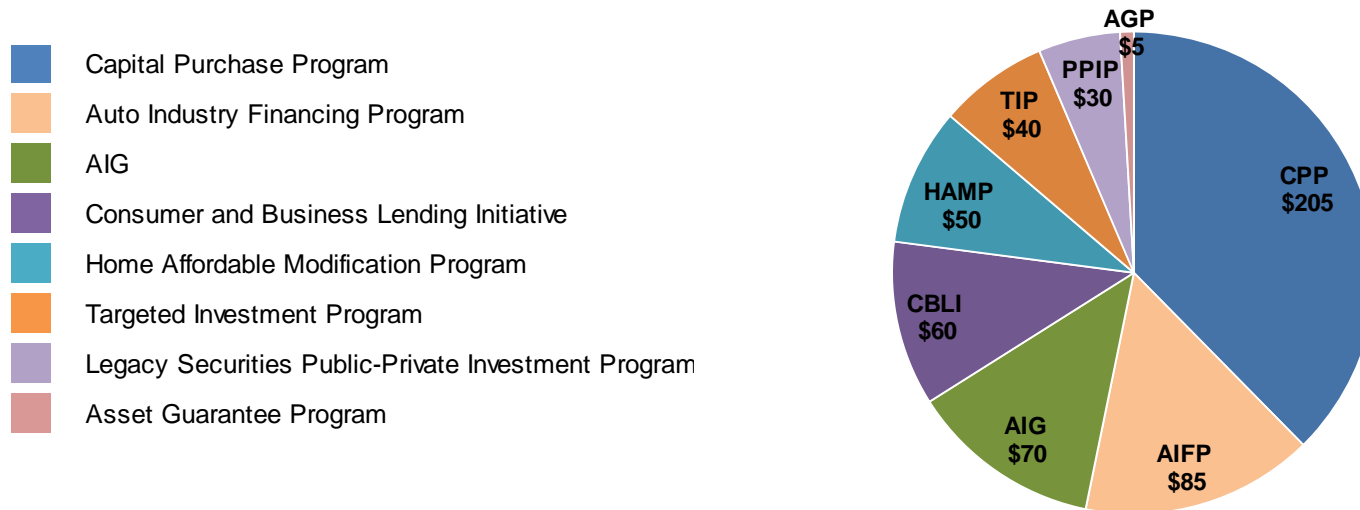
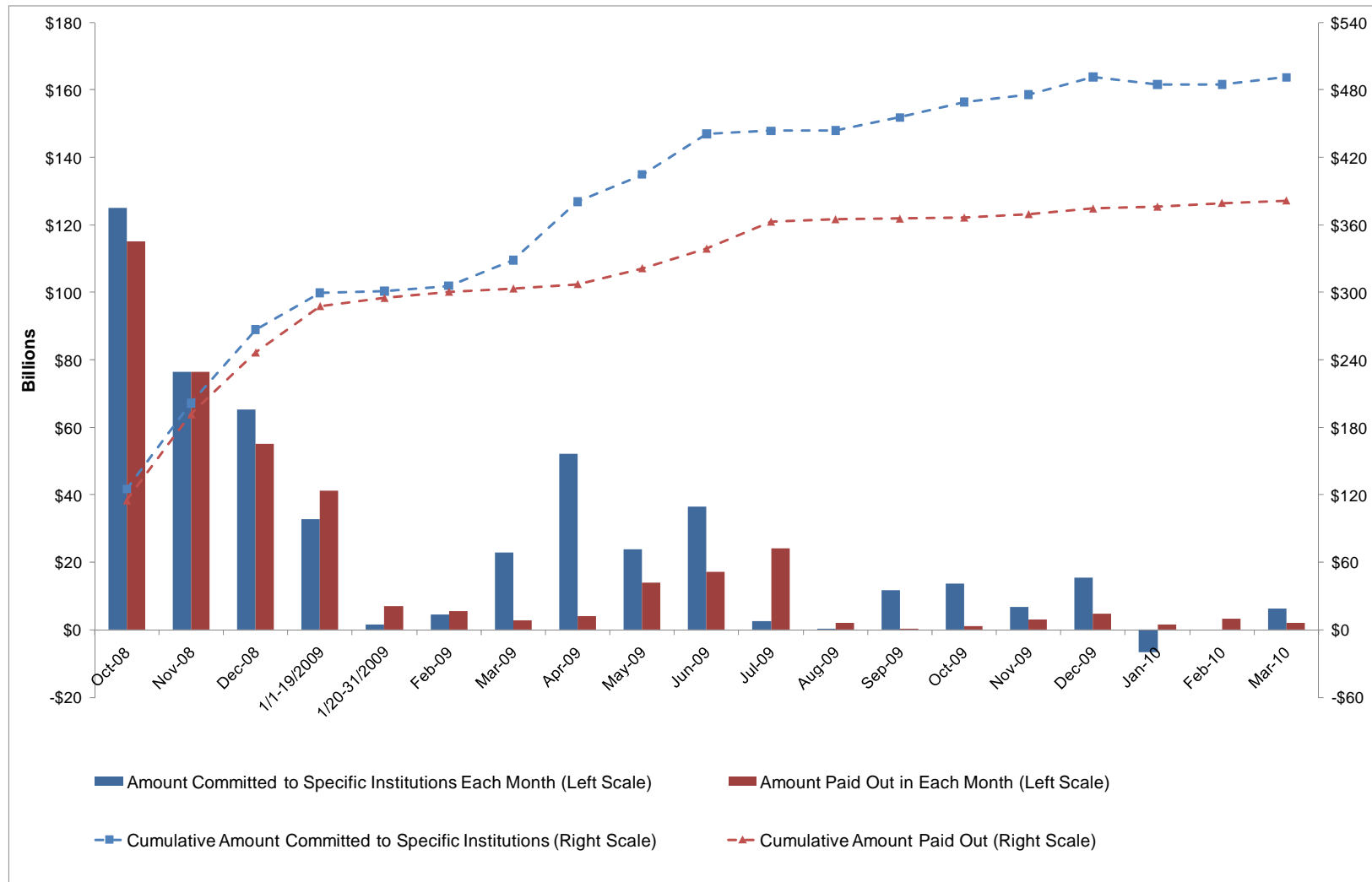


Figure 3 shows the amount of TARP investments by both the amount obligated – or committed for investment – and the amount disbursed or actually paid out, over each month since inception.

Figure 3: Funds committed and paid out under TARP from October 2008 through March 2010



**Program Updates**

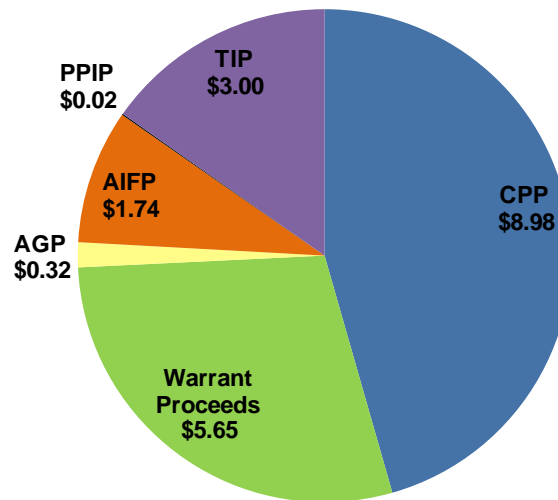
**Dividends and Interest Received**

Most of the TARP money has been used to make investments in preferred stock or loans of financial institutions.<sup>8</sup>

- In March, Treasury received approximately \$335 million in dividends, interest and distributions from TARP investments.
- Through March 2010, Treasury has received more than \$14 billion in total dividends, interest and distributions.
- In March, Treasury received approximately \$1.6 billion in warrant proceeds from CPP and TIP investments.

Figure 4 shows dividends, interest, distributions and warrant proceeds received by TARP program through March 2010.<sup>9</sup>

**Figure 4: Dividends, interest, distributions and warrant proceeds received by TARP through March 2010 (\$ billions)**



Treasury’s Dividends and Interest Reports for TARP programs are available at <http://www.FinancialStability.gov/latest/reportsanddocs.html>.

<sup>8</sup> Numbers in text and tables may not add up because of rounding.

<sup>9</sup> Warrant proceeds in Figure 4 reflect cumulative proceeds from CPP and TIP warrant dispositions and contingent proceeds received from other programs.

**Capital Purchase Program**

Treasury created the Capital Purchase Program in October 2008 to stabilize the financial system by providing capital to viable banks of all sizes throughout the nation. This program is now closed, and of \$205 billion invested, more than \$135.83 billion has already been repaid, and Treasury expects it will result in a positive return for taxpayers. Details on the Capital Purchase Program are available in Appendix 1 and at <http://www.FinancialStability.gov/roadtostability/capitalpurchaseprogram.html>. Figure 5 shows the cumulative CPP activity since program inception. Proceeds from the repurchases of shares acquired from a warrant are included as cash received from sales of warrants.

**Figure 5: CPP Snapshot since inception**

CPP Cumulative Investments		Income to Treasury	
Number of Institutions:	707*	Total Dividends and Interest	\$8.98 billion
Amount Invested:	\$204.9 billion	<i>March Dividends and Interest</i>	<i>\$135.93 million</i>
Largest Investment:	\$25 billion	Total Fee Income	\$13 million
Smallest Investment:	\$301,000		
*Banks in 48 states, D.C. and Puerto Rico		Total Warrant Income**	\$5.63 billion**
		Number of Institutions	47
		<i>CPP Repurchase Amount</i>	<i>\$2.92 billion</i>
		<i>CPP &amp; TIP Auction Amount</i>	<i>\$2.71 billion</i>
Repayments			
Total Amount of Repayments:	\$135.83 billion		
<i>Number of Institutions Fully Repaid:</i>	66	<b>Total Income</b>	<b>\$14.63 billion</b>
<i>Number of Institution Partially Repaid:</i>	8	**Includes TIP warrants and proceeds from exercised warrants	

**Repayments**

Sixty-six (66) of the banks that received investments under CPP have repaid Treasury in full. Treasury continues to work with federal banking regulators who must evaluate requests from CPP participants interested in repaying Treasury's investment.

**Warrant Auctions**

In March, Treasury conducted a public auction for warrants issued by Bank of America Corporation, received pursuant to the Capital Purchase Program and the Targeted Investment Program (TIP), for total gross proceeds of approximately \$1.57 billion. Treasury also conducted public auctions in March for CPP warrants issued by Signature Bank, Texas Capital Bancshares, and Washington Federal, Inc. for additional total gross

proceeds of \$33.65 million. Together with the TIP warrant proceeds, proceeds from sales of warrants through month-end was approximately \$5.63 billion.

### ***Dividends***

In March, Treasury received approximately \$136 million in dividends and interest from CPP investments. Cumulative dividends and interest received from CPP investments through month-end was approximately \$9 billion.

In March, Treasury released the Dividends & Interest Report through February 2010, a quarterly payment month for CPP banks.<sup>10</sup> Seventy-nine (79) institutions missed payments for that period, excluding the three institutions that have entered bankruptcy, consisting of 56 institutions paying cumulative dividends (approximately \$41 million), 18 institutions paying non-cumulative dividends (approximately \$2 million), and 5 S-corporation interest payments (approximately \$1 million). As of March 31, 2010, eleven banks have missed four payments and one bank has missed five.

### ***Exchange for Other Securities***

The overriding objective of EESA was to “restore liquidity and stability to the financial system of the United States” in a manner which “maximizes overall returns to the taxpayers”. Consistent with the statutory requirement, Treasury’s four portfolio management guiding principles for the TARP are: (i) protect taxpayer investments and maximize overall investment returns within competing constraints; (ii) promote stability for and prevent disruption of financial markets and the economy; (iii) bolster market confidence to increase private capital investment; and (iv) dispose of investments as soon as practicable, in a timely and orderly manner that minimizes financial market and economic impact.

In limited cases, in order to strengthen the capital position of the bank and protect the taxpayers’ interest in the value of the CPP investment, Treasury has participated in exchanges of CPP preferred stock for other securities. Through March 2010, the exchanges of CPP investments have consisted of:

- **Citigroup, Inc.** As part of an exchange offer designed to strengthen Citigroup’s capital, in June 2009, Treasury agreed to exchange its \$25 billion of CPP preferred stock in Citigroup for common stock at a price per share of \$3.25. In addition, Treasury agreed to exchange the \$20 billion of TIP preferred stock issued to Treasury in December 2008, and Treasury and the Federal Deposit Insurance Corporation (FDIC) agreed to exchange the approximately \$7.1 billion of preferred stock in connection with the Asset Guarantee Program (AGP), issued to the Treasury and the FDIC as consideration for the loss-sharing agreement, respectively, for trust preferred securities (TruPS). Following such agreement, Citigroup launched exchange offers for publicly held convertible and non-convertible preferred and trust preferred securities. As a result of these exchanges with Treasury and other investors, Citigroup’s Tier 1 Common ratio increased from 2.7% to 9.1%. Citigroup has since repaid the \$20 billion of TruPS under TIP, and the AGP agreement was terminated at no cost to the taxpayer. In March, Treasury

---

<sup>10</sup> Treasury’s Dividends and Interest Reports for TARP programs are available at <http://www.FinancialStability.gov/latest/reportsanddocs.html>.

announced its intention to dispose of its approximately 7.7 billion shares of Citigroup common stock over the course of 2010 subject to market conditions.

- **Popular, Inc.; PR.** In August 2009, Treasury exchanged its \$935 million of CPP preferred stock in Popular, Inc. for a like amount of TruPS. This exchange was in conjunction with an exchange offer in which the private holders of trust preferred securities and other classes of preferred stock exchanged their holdings for common stock. After giving effect to the exchanges by Treasury and other investors, Popular's Tier 1 Common ratio increased from 2.45% to approximately 7.5%.
- **Superior Bancorp, Inc.; AL.** In December 2009, Treasury exchanged its \$69 million of CPP preferred stock in Superior Bancorp. Inc. for a like amount of TruPS issued by an affiliate of Superior. Superior also exchanged \$7.5 million of TruPS for common stock as part of its larger capital plan, which also envisions raising \$100 million in new common equity. As a result of the exchange transaction, on a pro forma basis, the corporation's Tier 1 Common ratio increased from 5.08% to 5.81%.
- **Midwest Banc Holding, Inc., IL.** In March 2010, Treasury exchanged CPP preferred stock (\$84.8 million in initial investment plus \$4.3 million in unpaid and accrued dividends) held by Treasury into an \$89.1 million mandatory convertible preferred security and warrants. The MCP has the same terms as the CPP preferred until it is converted into common stock. The exchange was part of an overall capital plan under which, Midwest would exchange its existing preferred stock and debt (\$43 million of preferred stock, \$15 million in subordinated debt and \$63.6 million of senior debt) for common stock as well as raise \$125 million in new equity. Treasury's MCP would not be converted into common stock unless the capital plan and conversion are completed or after seven years.

## AIG

Beginning in September 2008, the Federal Reserve and Treasury have taken a series of actions related to American International Group, Inc. (AIG) in order to address the liquidity and capital needs of AIG, thereby helping to stabilize the company and prevent a disorderly failure, which could have severely disrupted financial markets and contributed to a further worsening of economic conditions. (See Appendix 1 – page 5 for a description of the Treasury investments in AIG.) Treasury has the right to appoint directors because AIG failed to pay dividends for four quarters on the preferred stock held by Treasury. On April 1, 2010, Treasury exercised its right to appoint two directors to the AIG board of directors.<sup>11</sup> During March, AIG announced agreements to sell two subsidiaries - American International Assurance Company (AIA) and American Life Insurance Company (ALICO) -- for combined proceeds of over \$50 billion. Cash proceeds of these sales will be used to repay the Federal Reserve Bank of New York. Consummations of the sales are subject to shareholder and local regulatory approvals.

---

<sup>11</sup> More information is available at [http://www.FinancialStability.gov/latest/tg\\_04012010.html](http://www.FinancialStability.gov/latest/tg_04012010.html)

### Office of the Special Master for TARP Executive Compensation

In March 2010, the Office of the Special Master completed its review of, and issued a supplemental determination regarding:<sup>12</sup>

- The treatment of the acquisition of AIG's American Life Insurance Company (ALICO) under Treasury's Interim Final Rule on TARP Standards for Compensation and Corporate Governance; and
- The structure of compensation packages for Chrysler's Top 25 executives for 2009.

On March 23, 2010, the Special Master issued 2010 rulings for the Top 25 executives at the five remaining firms receiving exceptional assistance: AIG, Chrysler, Chrysler Financial, GM, and GMAC. Because Bank of America and Citigroup repaid their exceptional assistance, they are not subject to the Special Master's 2010 rulings. The rulings:

- Decreased total cash compensation by 33 percent compared to the cash compensation these individual executives received in 2009; and
- Reduced total compensation at AIG, GMAC, and Chrysler Financial by 15 percent compared to the pay these executives received in 2009.

Also in March, the Office of the Special Master issued a letter, to the 419 TARP participants that received financial assistance prior to February 17, 2009 and a *Compensation Review Data Request Form* pursuant to which each TARP participant will provide information to aid the Special Master in his administration of the "lookback" provision (i.e., Section 111(f)) of EESA. Section 111(f) requires a review of bonuses, retention awards, and other compensation paid to the senior executive officers and 20 next most highly compensated employees of each recipient of TARP assistance before February 17, 2009.

### Consumer and Business Lending Initiatives

#### ***Community Development Capital Initiative***

In March, Treasury released program terms for the new Community Development Capital Initiative (CDCI), originally announced in October 2009, to invest lower-cost capital in Community Development Financial Institutions (CDFIs) that operate in markets underserved by traditional financial institutions. CDFIs are banks, thrifts, bank holding companies, savings and loan holding companies and credit unions that target more than 60 percent of their small business lending and other economic development activities to low- and moderate-income communities.<sup>13</sup>

---

<sup>12</sup> Copies of all determination letters are available at <http://www.FinancialStability.gov/about/executivecompensation.html>

<sup>13</sup> Program details are available at: <http://www.FinancialStability.gov/roadtostability/comdev.html>

Investments under the CDCI are expected to begin following receipt of applications, which are due by April 30, 2010. Key program terms include:

- CDFIs will be eligible to receive capital investments of up to 5 percent of risk-weighted assets (3.5 percent of total assets for credit unions).
- CDCI participants will pay dividends to Treasury at a rate of 2 percent per annum, compared to the 5 percent under the CPP, increasing to 9 percent after eight years.
- Consistent with the use of TARP funds to promote financial stability and protect the taxpayer, CDFIs will need approval from their primary regulator to participate in this program. In cases where a CDFI might not otherwise be approved by its regulator, it will be eligible to participate so long as it can raise enough private capital that – when matched with Treasury capital up to 5 percent of risk-weighted assets (RWA) – it can reach viability.
- CDFIs participating in the Capital Purchase Program are eligible to exchange the CPP investment into CDCI program.
- CDFIs that participate in the program will not be required to issue warrants so long as they receive \$100 million or less in total TARP funding.

### ***Small Business and Community Lending Initiatives - SBA 7a Securities Purchase Program***

In March 2009, Treasury and the Small Business Administration announced several initiatives directed at enhancing credit for small businesses, including a Treasury program to purchase SBA guaranteed securities (“pooled certificates”). Treasury has developed a pilot program to purchase SBA guaranteed securities from one pool assembler, and as of March 31, 2010, has purchased securities in an aggregate investment amount of \$21 million.<sup>14</sup>

### ***Term Asset-Backed Securities Loan Facility***

Under the **Term Asset-Backed Securities Loan Facility (TALF)**, the Federal Reserve Bank of New York has made loans to buyers of asset-backed securities in order to promote liquidity in the capital markets and stimulate consumer and business lending by the issuers of those securities. Treasury uses TARP funds to provide credit support for the TALF by purchasing securities surrendered or seized by the FRBNY. The asset-backed securities (ABS) that were eligible collateral for the TALF loans from FRBNY had to be backed by new or recently originated auto loans, student loans, credit card receivables, equipment loans, floorplan loans, insurance premium loans, loans guaranteed by the Small Business Administration, residential mortgage servicing advances, or commercial mortgage loans, including legacy loans.<sup>15</sup>

<sup>14</sup> Program details are available at: <http://www.FinancialStability.gov/roadtostability/smallbusinesscommunityinitiative.html>

<sup>15</sup> Details on TALF are available at <http://www.FinancialStability.gov/roadtostability/lendinginitiative.html>



The markets for ABS are an important source of credit for consumers and businesses. These markets essentially stopped functioning during the financial crisis. The purpose of TALF was to help restart these markets and therefore aid consumers and businesses in obtaining credit.

- The first TALF subscription took place on March 19, 2009. There have been 13 ABS and 10 commercial mortgage-backed securities (CMBS) subscriptions as of March 31, 2010. A total of approximately \$69 billion of TALF-eligible legacy and new ABS (\$58 billion) and CMBS (\$11 billion) issuance has been used as eligible collateral for TALF loans. (See TALF Consumer ABS chart in Appendix 1 – page 9.)
- The TALF for newly-issued ABS and legacy CMBS expired on March 31, 2010.
- TALF will make loans against newly issued CMBS through June 30, 2010.

As of March 2010, data from the Federal Reserve indicates that for most ABS asset classes, interest rate spreads have tightened to levels below the TALF loan rate, thereby reducing the need for support to the ABS through the facility. This is one measure of the improving health of these asset classes. The expiration of TALF is expected to have limited impact on spreads for those asset types that were considered TALF-eligible, as there has been an increasing level of demand by cash-only investors, minimizing the use of the TALF loans.

### **Bank Lending and Intermediation Surveys**

Each month, Treasury asks banks participating in the CPP to provide information about their lending and intermediation activities of participating banks and publishes the results in reports available at <http://www.FinancialStability.gov/impact/surveys.htm>, which are intended to help the public easily assess the lending.

The *Monthly Lending and Intermediation Snapshot* provides data on the lending and other intermediation activities for 9 of the largest financial institutions. Beginning with the December 2009 Snapshot (released in February 2010), institutions that repaid CPP funds no longer submitted data to Treasury. In subsequent Snapshots, the reporting group will continue to contract, reflecting payments. Treasury will not publish a summary analysis going forward, as aggregate month to month changes are no longer meaningful as the reporting group contracts. In March, Treasury released the following information on January lending, according to data submitted by the nine reporting institutions—

- From December 2009 to January 2010 (for the 9 surveyed institutions), the overall outstanding loan balance rose two percent, while total originations of new loans decreased 35 percent with approximately \$36 billion in new loans.
- Total originations rose in one category (other consumer lending products) and fell in seven loan categories (mortgages, HELOCs, credit card loans, C&I and CRE renewals of existing accounts and CRE new commitments).

The *CPP Monthly Lending Report* provides data on consumer lending, commercial lending, and total lending for all CPP participants. The chart below summarizes total loan activity among all CPP participants.<sup>16</sup>

All CPP Recipients				
Date	Number of Respondents	Total Average Consumer Loans	Total Average Commercial Loans	Total Average Total Loans
2/28/2009	519	\$2,898,031	\$2,380,691	\$5,278,662
3/31/2009	553	\$2,885,662	\$2,359,016	\$5,244,690
4/30/2009	541	\$2,852,650	\$2,329,536	\$5,182,182
5/31/2009	612	\$2,843,527	\$2,346,620	\$5,190,165
6/30/2009	604	\$2,812,225	\$2,429,930	\$5,242,156
7/31/2009	604	\$2,803,284	\$2,344,395	\$5,147,679
8/31/2009	649	\$2,789,108	\$2,328,433	\$5,117,542
9/30/2009	652	\$2,795,012	\$2,267,421	\$5,062,434
10/31/2009	656	\$2,769,231	\$2,252,352	\$5,021,584
11/30/2009	658	\$2,760,947	\$2,238,187	\$4,999,135
12/31/2009	640	\$928,204	\$1,011,277	\$1,939,481
12/31/2009 (Adjusted)	640	\$928,204	\$1,011,277	\$1,939,481
1/31/2010	643	\$938,918	\$1,017,911	\$1,956,829
1/31/2010 (Adjusted)	640	\$938,812	\$1,017,374	\$1,956,186
<i>Change (Dec Adjusted to Jan Adjusted)</i>		<i>1.14%</i>	<i>0.60%</i>	<i>0.86%</i>

Treasury has also initiated an annual *Use of Capital Survey* to obtain insight into the lending, financial intermediation, and capital building activities of all recipients of government investment through CPP funds. The survey is designed to capture representative information of CPP fund usage without imposing excessive burdens on institutions, and will cover how each financial institution has employed the capital infusion of CPP funds from the date it initially received the funds until the end of 2009. Treasury will also publish summary balance sheet and income statement information from each institution’s regulatory filings. Collection of the Use of Capital survey data began during March, with responses due in the second quarter of 2010.

<sup>16</sup> Beginning with the December 2009 Snapshot (released in February 2010), the ten largest institutions that repaid CPP funds in June 2009 no longer submitted data. Past periods are not adjusted. The decrease in balances from November 2009 to December 2009 is reflective of the decrease in the reporting group.

### Congressional Testimony

During March, Treasury officials appeared at the following Congressional hearings:

#### **House Oversight and Government Reform Committee**

Foreclosure Prevention

Assistant Secretary for Financial Stability

Herbert M. Allison, Jr.

[http://www.FinancialStability.gov/latest/tg\\_03252010.html](http://www.FinancialStability.gov/latest/tg_03252010.html)

#### **House Financial Services Committee**

Housing Finance

Secretary of the Treasury

Timothy F. Geithner

[http://www.FinancialStability.gov/latest/tg\\_03232010b.html](http://www.FinancialStability.gov/latest/tg_03232010b.html)

#### **Congressional Oversight Panel**

Assistance Provided to Citigroup Under TARP


Assistant Secretary for Financial Stability

Herbert M. Allison, Jr.

[http://www.FinancialStability.gov/latest/st\\_03042010.html](http://www.FinancialStability.gov/latest/st_03042010.html)

**Certification**

As Assistant Secretary for Financial Stability at the United States Department of the Treasury, I am the official with delegated authority to approve purchases of troubled assets under the Troubled Assets Relief Program. I certify to the Congress that each decision by my office to approve purchases of troubled assets during this reporting period was based on the office's evaluation of the facts and circumstances of each proposed investment, including recommendations from regulators, in order to promote financial stability and the other purposes of the Emergency Economic Stabilization Act of 2008.



Herbert M. Allison, Jr.  
Assistant Secretary  
Office of Financial Stability

Appendix 1

Description of TARP Programs & How Treasury Exercises Its Voting Rights

<u>Section</u>	<u>Page</u>
CPP .....	1
SCAP and CAP.....	3
AGP .....	4
TIP and AIG .....	5
AIFP.....	6
CBLI .....	9
PPIP.....	11
HAMP .....	12
Executive Compensation.....	16
How Treasury Exercises Its Voting Rights.....	18

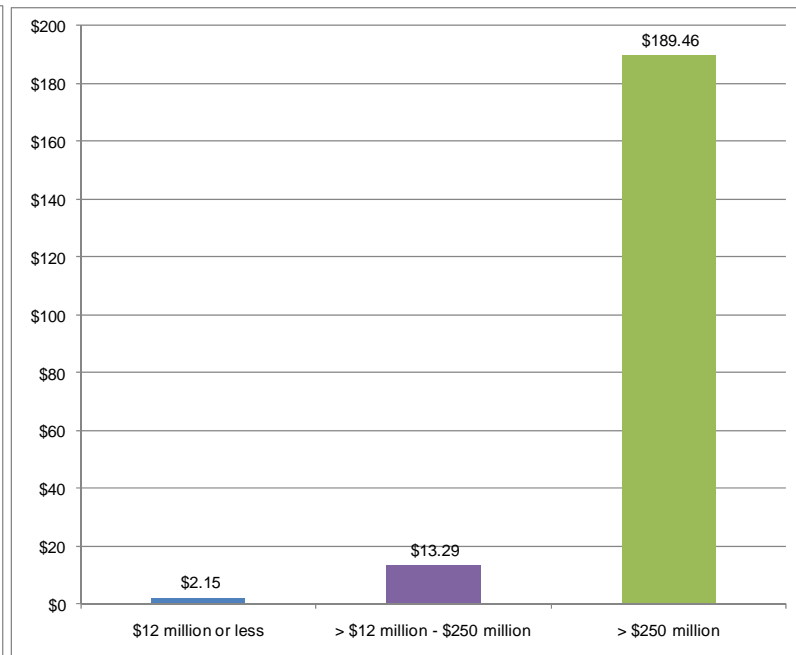
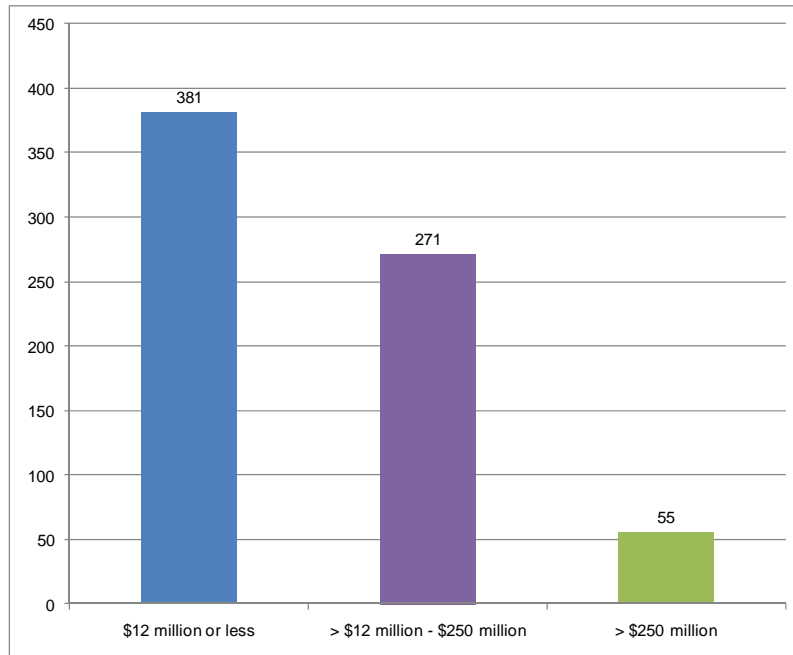
**What is the Capital Purchase Program (CPP)?**

- Treasury created the Capital Purchase Program in October 2008 to stabilize the financial system by providing capital to viable banks of all sizes throughout the nation. Under this program, Treasury invested in banks and other financial institutions to increase their capital. With a strengthened capital base, banks have an increased capacity to invest in assets, lend to businesses and consumers and to support the U.S. economy. The CPP investment amount was determined by the size of the bank: no less than one percent and no greater than three percent (five percent for small banks) of the recipient's risk-weighted assets.
- Although many banks were fundamentally sound, because of the capital restraints caused by the troubled market conditions, they were hesitant to lend. The level of confidence between banks and other financial institutions was also low, so they were unwilling to lend to each other. Restoring capital and confidence is essential to allowing the financial system to work effectively and efficiently.
- The CPP remained open through 2009 for investments in small banks, with terms aimed at encouraging participation by small community banks that are qualified financial institutions (QFIs) under CPP terms. The last application deadline under the CPP was in November 2009 and final closings occurred in December 2009.
- This program is now closed. Of \$205 billion invested, as of March 31, 2010, approximately \$135 billion has already been repaid and Treasury expects it will result in a positive return for taxpayers.

**How does the CPP work?**

- Treasury purchased senior preferred shares and other interests from qualifying U.S.-controlled banks, savings associations, and other financial institutions. Treasury also receives warrants to purchase common shares or other securities from the banks.
- Banks participating in the CPP pay Treasury dividends on the preferred shares at a rate of five percent per year for the first five years following Treasury's investment and at a rate of nine percent per year thereafter. S-corporation banks pay an interest rate of 7.7 percent per year for the first five years and 13.8 percent thereafter. Preferred shares (or stock) are a form of ownership in a company.
- Banks may repay Treasury under the conditions established in the purchase agreements as amended by the American Recovery and Reinvestment Act. Treasury also has the right to sell the securities. The repayment price is equal to what Treasury paid for the shares, plus any unpaid dividends or interest.
- When a publicly-traded bank repays Treasury for the preferred stock investment, the bank has the right to repurchase its warrants. The warrants do not trade on any market and do not have observable market prices. If the bank wishes to repurchase warrants, an independent valuation process is used to establish fair market value. If an institution chooses not to repurchase the warrants, Treasury is entitled to sell the warrants. In November and December 2009, Treasury began public offerings registered with the Securities and Exchange Commission for the sale of warrants using a modified Dutch auction methodology. For more information is available in the Warrant Disposition Report available at <http://www.financialstability.gov/docs/TARP%20Warrant%20Disposition%20Report%20v4.pdf>

The charts below show the number of banks by investment amount (left) and total CPP funds disbursed by investment amount (right).



**What was the Supervisory Capital Assessment Program (SCAP) and Capital Assistance Program (CAP)?**

- The Supervisory Capital Assessment Program and Capital Assistance Program were important components of the Financial Stability Plan to help ensure that banks have a sufficient capital cushion in a more adverse economic scenario. SCAP was a comprehensive capital assessment exercise, or “stress test”, for the largest 19 U.S. bank holding companies and a complement to the CAP.
- In November 2009, Treasury announced the closure of the Capital Assistance Program. Of the 19 banks that participated in the SCAP, 18 demonstrated no need for additional capital or fulfilled their need in the private market.
- GMAC was the only financial institution not able to raise sufficient capital in the private market, and in December 2009, GMAC and Treasury completed the investment contemplated in May, an additional \$3.8 billion, which was funded under the Automotive Industry Financing Program.
- Following announcement of the stress test results, the largest banking institutions raised over \$140 billion in high-quality capital and over \$60 billion in non-guaranteed unsecured debt in the private markets. Banks used private capital to repay TARP investments, allowing TARP to fulfill its function as a bridge to private capital.

**How did SCAP and CAP work?**

- Federal banking supervisors conducted forward-looking assessments to estimate the amount of capital banks would need to absorb losses in a more adverse economic scenario and to provide the transparency necessary for individuals and markets to judge the strength of the banking system. Results of the stress tests were released on May 7, 2009.
- Some banks were required to take steps to improve the quality and/or the quantity of their capital to give them a larger cushion to support future lending even if the economy performs worse than expected. Banks had a range of options to raise capital in the private markets, including common equity offerings, asset sales and the conversion of other forms of capital into common equity. Banks that did not satisfy their requirement by using these options could request additional capital from the government through the CAP. Financial institutions had to submit a detailed capital plan to supervisors, who consulted with Treasury on the development and evaluation of the plan. Any bank needing to augment its capital buffer at the conclusion of the SCAP was required to develop a detailed capital plan in June 2009, and had until November 2009 to implement that capital plan.
- In cases in which the SCAP indicated that an additional capital buffer was warranted, institutions had an opportunity to turn first to private sources of capital, but were also eligible to receive government capital via investment available immediately through the CAP. Eligible U.S. banks that did not participate in the SCAP could have applied to their primary federal regulator to receive capital under the CAP.



**What was the Asset Guarantee Program (AGP)?**

- Under the AGP, Treasury acted to support the value of certain assets held by qualifying financial institutions, by agreeing to absorb unexpectedly large losses on certain assets. The program was designed for financial institutions whose failure could harm the financial system and was used in conjunction with other forms of exceptional assistance.
- The program is closed. Treasury expects it will result in a profit to the taxpayers.

**Who received assistance under the AGP?****Citigroup**

- TARP funds were committed as a reserve to cover up to \$5 billion of possible losses on a \$301 billion pool of Citigroup's covered assets. As a premium for the guarantee, Treasury received \$4.034 billion of preferred stock, subsequently exchanged for trust preferred securities, with identical terms as the securities received under the TIP, and Treasury also received warrants to purchase approximately 66 million shares of common stock at a strike price of \$10.61 per share. For the period that the Citigroup asset guarantee was outstanding, Citigroup made no claims for loss payments to any federal party and consequently Treasury made no guarantee payments of TARP funds to Citigroup.
- In December 2009, Treasury, the Federal Deposit Insurance Corporation (FDIC), the Federal Reserve Bank of New York (FRBNY) and Citigroup, agreed to terminate Citigroup's AGP agreement, pursuant to which: (1) Treasury's guarantee commitment was terminated, (2) Treasury agreed to cancel \$1.8 billion of the trust preferred securities issued by Citigroup from \$4.034 billion to \$2.234 billion for early termination of the guarantee, (3) the FDIC and Treasury agreed that, subject to certain conditions, the FDIC may transfer \$800 million of trust preferred securities to Treasury at the close of Citigroup's participation in the FDIC's Temporary Liquidity Guarantee Program, and (4) Citigroup agreed to comply with the executive compensation provisions EESA's Section 111 and to review the actual incentive compensation agreements for Citigroup's top 30 earners to be sure they comport with the Federal Reserve Board of Governors' incentive compensation principles as set forth in the Board of Governors' guidance.

**Bank of America**

- In January 2009, Treasury, the Federal Reserve and the FDIC agreed to share potential losses on a \$118 billion pool of financial instruments owned by Bank of America, consisting of securities backed by residential and commercial real estate loans and corporate debt and derivative transactions that reference such securities, loans and associated hedges.
- In September 2009, Treasury, the Federal Reserve and Bank of America agreed to terminate the asset guarantee arrangement announced in January 2009. In connection with that termination and in recognition of the benefits provided by entering into the term sheet for such arrangement, Bank of America paid the U.S. government \$425 million, including \$276 million to Treasury.

**What is the Targeted Investment Program (TIP) and the AIG Investment?**

- Pursuant to EESA, Treasury has provided exceptional assistance on a case-by-case basis in order to stabilize institutions that were considered systemically significant to prevent broader disruption of financial markets.
- Treasury provided this assistance by purchasing preferred stock, and also received warrants to purchase common stock, in the institutions.

**How did the TIP work?**

- Under the TIP, Treasury purchased \$20 billion in preferred stock from Citigroup Inc. and \$20 billion in preferred stock from Bank of America Corporation. Both preferred stock investments paid a dividend of eight percent per annum. The TIP investments were in addition to CPP investments in these banks.
- As part of an exchange offer designed to strengthen Citigroup's capital, Treasury exchanged all of its CPP preferred stock in Citigroup for a combination of common stock and trust preferred securities, and the TIP preferred shares were exchanged for trust preferred securities.
- In December 2009, Bank of America and Citigroup repaid their TIP investments in full. Treasury continues to hold warrants acquired from Citigroup under the TIP.
- The program is closed. Treasury expects it will result in a positive return for taxpayers.

**How does the AIG Investment work?**

The Federal Reserve loans to AIG were carried out through the Federal Reserve Bank of New York ("FRBNY") under section 13(3) authority of the Federal Reserve Act to lend on a secured basis under "unusual and exigent" circumstances to companies that are not depository institutions:

- In September 2008, the FRBNY provided an \$85 billion credit facility to AIG, subsequently reduced to \$60 billion, and received shares which currently have approximately 79.8% of the voting rights of the common stock in AIG. The FRBNY created a trust to hold the shares that exists for the benefit of the U.S. Treasury – but, the Department of the Treasury does not control the trust and cannot direct its trustees.
- In December 2009, the Federal Reserve received preferred equity interests in two special purpose vehicles ("SPVs") formed to hold the outstanding stock of AIG's largest foreign insurance subsidiaries, American International Assurance Company ("AIA") and American Life Insurance Company ("ALICO"), in exchange for a \$25 billion reduction in the balance outstanding and maximum credit available under AIG's revolving credit facility with the FRBNY. The transactions positioned AIA and ALICO for initial public offerings or sale.

Treasury's investment in AIG was made under EESA authority:

- In November 2008, Treasury purchased \$40 billion in Series D preferred stock from AIG, subsequently exchanged in April 2009, for face value plus accrued dividends, into \$41.6 billion of Series E preferred stock.
- In April 2009, Treasury also created an equity capital facility, under which AIG may draw up to \$29.8 billion as needed in exchange for issuing additional shares of Series F preferred stock to Treasury. The Series E and Series F preferred stock pay a non-cumulative dividend of ten percent per year.
- As of March 31, 2010, AIG has drawn \$7.54 billion from the equity capital facility.

### **What is the Automotive Industry Financing Program (AIFP)?**

- The Automotive Industry Financing Program (AIFP) was developed in December 2008 to prevent a significant disruption of the U.S. automotive industry, because the potential for such a disruption posed a systemic risk to financial market stability and would have had a negative effect on the economy. Short-term funding was initially provided to General Motors (GM) and Chrysler on the condition that they develop plans to achieve long-term viability. In cooperation with the Administration, GM and Chrysler developed satisfactory viability plans and successfully conducted in bankruptcy proceedings sales of their assets to new entities. Chrysler's sale process was completed in 42 days and GM's was completed in 40 days. Treasury provided additional assistance during the respective periods.
- Treasury has provided approximately \$80 billion in loans and equity investments to GM, GMAC, Chrysler, and Chrysler Financial. The terms of Treasury's assistance impose a number of restrictions. Among others, the companies must adhere to rigorous executive compensation standards and other measures to protect the taxpayer's interests, including limits on the institution's expenditures and other corporate governance requirements.
- In the related Auto Supplier Support Program (ASSP), Treasury provided loans to ensure that auto suppliers receive compensation for their services and products, regardless of the condition of the auto companies that purchase their products.

### **Chrysler**

- On January 2, 2009, Treasury loaned \$4 billion to Chrysler Holding to give it time to implement a viable restructuring plan. On March 30, the Administration determined that the business plan submitted by Chrysler failed to demonstrate viability and announced that in order for Chrysler to receive additional taxpayer funds, it needed to find a partner. Chrysler made the determination that forming an alliance with Fiat was the best course of action for its stakeholders.
- Treasury continued to support Chrysler as it formed an alliance with Fiat. In connection with Chrysler's bankruptcy proceedings filed on April 30, 2009, Treasury provided an additional \$1.9 billion under a debtor-in-possession financing agreement to assist Chrysler during the bankruptcy. On June 10, 2009, pursuant to a court-approved order, substantially all of Chrysler's assets were sold to the newly formed entity, Chrysler Group LLC (New Chrysler). Treasury committed to loan \$6.6 billion to New Chrysler in working capital funding. New Chrysler also assumed

\$500 million of Chrysler Holding's initial loans from Treasury. When the sale to New Chrysler was completed, Treasury received 9.9% of the common equity in New Chrysler.

- The original \$4 billion loan to Chrysler Holding, excluding the \$500 million of debt that was assumed by New Chrysler, remains outstanding and in default. In July 2009, Chrysler Holding agreed to pay to Treasury 40% of any distributions from Chrysler Financial received by Chrysler Holdings with a preference on the first \$1.375 billion in distributions. In exchange, Treasury agreed to certain forbearance with respect to Chrysler Holding's loans.
- Treasury currently owns 9.9% of the equity in New Chrysler, and is owed \$5.1 billion of debt from New Chrysler (excluding capitalized interest). The original loans to Chrysler remain outstanding, but are reduced by \$500 million of debt that was assumed by New Chrysler. Current equity ownership in New Chrysler is as follows: the Chrysler Voluntary Employee Benefit Association (VEBA) (67.7%), Fiat (20%), Treasury (9.9%) and the Government of Canada (2.5%).

### **Chrysler Financial**

- On January 16, 2009, Treasury announced that it would lend up to \$1.5 billion to a special purpose vehicle (SPV) created by Chrysler Financial to enable the company to finance the purchase of Chrysler vehicles by consumers.
- To satisfy the EESA warrant requirement, the Chrysler Financial SPV issued additional notes entitling Treasury to an amount equal to five percent of the maximum loan amount. Twenty percent of those notes vested upon the closing of the transaction, and additional notes were to vest on each anniversary of the transaction closing date. The loan was fully drawn by April 9, 2009.
- On July 14, 2009, Chrysler Financial fully repaid the loan, including the vested additional notes and interest.

### **General Motors**

- On December 31, 2008, Treasury agreed to loan \$13.4 billion to General Motors Corporation to fund working capital. Under the loan agreement, GM was also required to implement a viable restructuring plan. The first plan GM submitted failed to establish a credible path to viability, and the deadline was extended to June 1 for GM to develop an amended plan. Treasury loaned an additional \$6 billion to fund GM during this period. To achieve an orderly restructuring, GM filed for bankruptcy on June 1, 2009. Treasury provided \$30.1 billion under a debtor-in-possession financing agreement to assist GM during the bankruptcy.
- The new entity, General Motors Company (New GM), began operating on July 10, 2009, following its purchase of most of the assets of the Old GM. When the sale to New GM was completed on July 10, Treasury converted most of its loans to 60.8% of the common equity in the New GM and \$2.1 billion in preferred stock. Treasury continued to hold \$6.7 billion in loans.
- In December 2009, New GM began quarterly repayments of \$1.0 billion on its \$6.7 billion loan from Treasury. And in January 2010, New GM and Treasury amended the loan agreement to require existing escrow amounts to be applied to repay the loan by June 30, 2010. After New GM repaid Treasury \$1 billion on March 31, 2010, the outstanding loan balance fell to \$4.6 billion.

- The New GM currently has the following ownership: Treasury (60.8%), GM Voluntary Employee Benefit Association (VEBA) (17.5%), the Canadian Government (11.7%), and Old GM's unsecured bondholders (10%).

**GMAC**

- In December 2008, Treasury purchased \$5 billion in senior preferred equity from GMAC LLC, and received an additional \$250 million in preferred shares through warrants that Treasury exercised at closing. At the same time, Treasury also agreed to lend up to \$1 billion of TARP funds to GM (one of GMAC's owners), to purchase additional ownership interests in GMAC's rights offering. GM drew \$884 million under that commitment in January 2009, and then in May 2009, Treasury exercised its option to exchange that loan for 35.4% of the common membership interests in GMAC.
- In May 2009, regulators required GMAC to raise additional capital by November 2009 in connection with the SCAP. On May 21, 2009, Treasury purchased \$7.5 billion of convertible preferred shares from GMAC and received warrants that Treasury exercised at closing for an additional \$375 million in convertible preferred shares, which enabled GMAC to partially meet the SCAP requirements. Additional Treasury investments in GMAC were contemplated to enable GMAC to satisfy the SCAP requirements.
- On December 30, 2009, Treasury:
  - invested an additional \$3.8 billion in GMAC, consisting of \$2.54 billion of trust preferred securities (TRUPs), which are senior to all other capital securities of GMAC, and \$1.25 billion of Mandatory Convertible Preferred Stock (MCP), and received warrants, which were immediately exercised, to purchase an additional \$127 million of TRUPs and \$63 million of MCP;
  - converted \$3 billion of its existing MCP, which was purchased in May 2009, into common stock;
  - exchanged \$5.25 billion of preferred stock into MCP; and
  - for the conversion price of the MCP to common stock, acquired a "reset" for an adjustment in 2011, if beneficial to Treasury, based on the market price of GMAC's private capital transactions occurring in 2010.
- As a result of the December 2009 transactions, Treasury's equity ownership of GMAC increased from 35 percent to 56.3 percent and Treasury holds \$11.4 billion of MCP and \$2.7 billion of TRUPs in GMAC. Treasury has the right to appoint two additional directors to the GMAC Board of Directors, so that four of nine directors will be appointed by Treasury.
- GMAC remains subject to the executive compensation and corporate governance requirements of Section 111 of EESA, and to the oversight of the Special Master for Executive Compensation.

**Consumer and Business Lending Initiatives****What is the Community Development Capital Initiative?**

Pursuant to the Community Development Capital Initiative (CDCI), TARP funds will be used to provide lower-cost capital in Community Development Financial Institutions (CDFIs) that operate in markets underserved by traditional financial institutions. CDFIs are banks, thrifts, bank holding companies, savings and loan holding companies and credit unions that target more than 60 percent of their small business lending and other economic development activities to the country's hardest-hit communities.

Additional details are available at <http://www.FinancialStability.gov/roadtostability/comdev.html>

**What is the Small Business and Community Lending Initiative – SBA 7a Securities Purchase Program?**

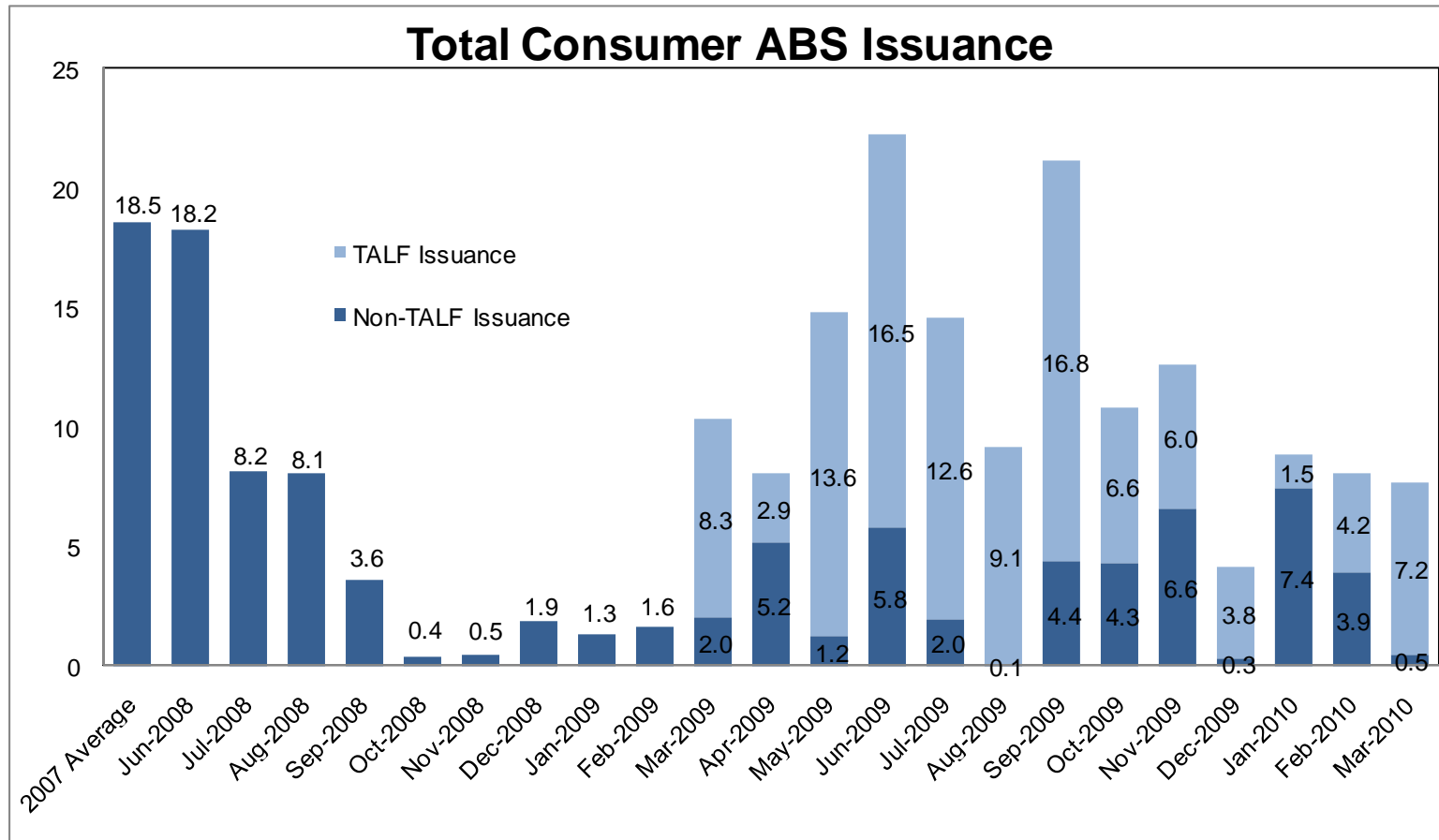
To ensure that credit flows to entrepreneurs and small business owners, Treasury has taken measures to complement the Administration's actions to help small businesses recover and grow, including a program to purchase SBA guaranteed securities ("pooled certificates"). Treasury has developed a pilot program to purchase SBA guaranteed securities from one pool assembler, which began operations in March 2010.

Additional details are available at <http://www.FinancialStability.gov/roadtostability/smallbusinesscommunityinitiative.html>

**What is the Term Asset-Backed Securities Loan Facility (TALF)?**

- The Term Asset-Backed Securities Loan Facility is a lending facility operated by the Federal Reserve Bank of New York. The FRBNY has provided term non-recourse loans collateralized by AAA-rated asset-backed securities (ABS) backed by new or recently originated auto loans, student loans, credit card loans, equipment loans, floor plan loans, insurance premium finance loans, residential mortgage servicing advances, or commercial mortgage loans, including legacy commercial mortgage loans, as well as collateralized by loans guaranteed by the Small Business Administration. Treasury has provided credit support for TALF as part of Treasury's Consumer and Business Lending Initiative.
- The way in which the TALF works is that on fixed days each month investors can request the FRBNY to make loans secured by eligible consumer, small business ABS, or commercial mortgage backed securities (CMBS). Assuming that the borrower and the ABS or CMBS it plans to pledge as collateral meet FRBNY's requirements, the investor will receive the requested funding. Most borrowers use the loan, together with their own funds, to purchase the ABS that serves as collateral for the TALF loans.
- If the borrower does not repay the loan, the FRBNY will enforce its rights in the collateral and sell the collateral to a special purpose vehicle (SPV) established specifically for the purpose of purchasing and managing such assets. The SPV is funded, in part, by a \$20 billion subordinated loan commitment from Treasury.
- On August 17, 2009, Treasury and the FRBNY announced the extension of the TALF for newly-issued ABS and legacy CMBS through March 31, 2010. In addition, TALF will make loans against newly issued CMBS through June 30, 2010. There were no further additions to the types of collateral eligible for the TALF.

- The TALF for newly-issued ABS and legacy CMBS expired on March 31, 2010. TALF will make loans against newly issued CMBS through June 30, 2010.
- The chart below shows the increase in issuance of consumer ABS since the launch of TALF in March 2009.





**What is the Legacy Securities Public-Private Investment Program (S-PPIP)?**

- The Legacy Securities Public-Private Investment Program is designed, in part, to support market functioning and facilitate price discovery in the commercial and non-agency residential mortgage-backed securities (MBS) markets, helping banks and other financial institutions re-deploy capital and extend new credit to households and businesses. Both residential and commercial MBS are pools of mortgages bundled together by financial institutions. Rights to receive a portion of the cash generated by the pools are sold as securities in the financial markets, in the same way a stock or bond would be sold in financial markets. The term “legacy assets” generally refers to loans, asset-backed securities, and other types of assets that were originated or issued before the financial markets for these types of assets deteriorated significantly in 2008.
- The Public-Private Investment Program was announced as part of the Financial Stability Plan, which also originally included a program for legacy loans that would be administered by the FDIC.
- In the latter months of 2009, financial market conditions improved, the prices of legacy securities appreciated, and the results of the Supervisory Capital Assessment Program enabled banks to raise substantial amounts of capital as a buffer against weaker than expected economic conditions, all of which enabled Treasury to proceed with the program at a scale smaller than initially envisioned.

**How does the S-PPIP work?**

- Treasury partners with selected fund managers to purchase commercial and non-agency residential and commercial MBS. Treasury provides equity as well as debt financing to investment partnerships formed by the fund managers; the maximum equity obligation to a PPIF is expected to be \$1.11 billion and the maximum debt obligation to a PPIF is expected to be \$2.22 billion (before giving effect to any re-allocation of capital). Treasury will invest one-half of the total equity committed to the partnership; the remainder must be raised by the fund manager from private sector sources. Treasury's loan will earn interest and must be repaid at the end of the life of the fund.
- The nine firms that Treasury had pre-qualified in July 2009 to participate as fund managers have completed initial closings and begun operations of Public-Private Investment Funds (PPIFs). Treasury has committed (but not yet funded all of) of \$1.11 billion of equity capital together with \$2.22 billion of debt financing to each PPIF, while total Treasury equity and debt investment in all PPIFs will equal approximately \$30 billion. Following an initial closing, each PPIF has the opportunity to conduct additional closings over the following six months and to receive matching Treasury equity and debt financing for such additional closings.
- The equity investment, together with warrants received by Treasury, ensures that if these PPIFs perform well, the U.S. Treasury, and thus the taxpayer, will benefit from the upside of the performance alongside private investors.
- Treasury carefully designed the S-PPIP terms to protect the interests of taxpayers. Fund managers may not acquire assets from or sell assets to their affiliates or any other PPIF fund manager or private investor that has committed at least ten percent of the aggregate private capital raised by such fund manager. Fund managers must submit regular monthly reports about assets purchased, assets disposed, asset values, and profits and losses. Due to the possibility of actual or potential conflicts of interest inherent in any market-based investment program, fund managers also must agree to abide by ethical standards and conflicts of interest and compliance rules and a process for ensuring adherence to these rules developed by Treasury. In developing these requirements, Treasury worked closely with, among others, the staff of the SIGTARP and the Federal Reserve.



**Who are the S-PPIP Fund Managers?**

- Following a comprehensive two-month application, evaluation, and selection process, during which Treasury received over 100 unique applications to participate in the S-PPIP, in July 2009 Treasury pre-qualified the following firms to participate as fund managers in the program: AllianceBernstein, LP and its sub-advisors Greenfield Partners, LLC and Rialto Capital Management, LLC; Angelo, Gordon & Co., L.P. and GE Capital Real Estate; BlackRock, Inc.; Invesco Ltd.; Marathon Asset Management, L.P.; Oaktree Capital Management, L.P.; RLJ Western Asset Management, LP; The TCW Group, Inc., (subsequently terminated, see below); and Wellington Management Company, LLP.
- The fund managers for the PPIFs have established relationships with small, minority-, and women-owned businesses. Partner firms have roles including involvement in managing the investment portfolio and cash management services, raising capital from private investors, providing trading related-services, identifying investment opportunities, and providing investment and market research and other advisory services to the PPIFs.
- In December 2009, a fund managed by The TCW Group, Inc., was liquidated because TCW terminated the employment of individuals who were “Key Persons” responsible for making the investment decisions as set forth under the Limited Partnership Agreement for the TCW PPIF. Only \$513 million of total capital had been funded. Treasury's debt and equity capital investments were repaid in full, and Treasury realized a positive return of approximately \$20.6 million on its equity investment of \$156.3 million. Private investors have been offered the option to re-allocate their underfunded capital commitments and proceeds from the TCW PPIF liquidation to any of the eight other PPIFs.
- In March 2010, commitments for \$44.5 million in direct equity investments were reallocated from TCW PPIF investors to specific PPIF fund managers and the remaining \$3.2 billion in commitments to the TCW PPIF were reallocated to the other eight PPIF fund managers.

**Home Affordable Modification Program (HAMP)****What is the Home Affordable Modification Program?**

- The Home Affordable Modification Program, part of Making Home Affordable (MHA), was first announced by the Obama Administration in February 2009 as part of its Financial Stability Plan.
- Using TARP funds, Treasury provides incentives for mortgage servicers, borrowers and investors to modify loans that are delinquent or at imminent risk of default to an affordable monthly payment equal to no more than 31 percent of a borrower's gross monthly income. Borrowers must be owner occupants, demonstrate the ability to support the reduced payment during a three-month trial, and submit required documentation before the modification becomes permanent.
- Homeowners participating in HAMP work with HUD-certified housing counselors and mortgage servicers. HAMP is designed to give up to 3 to 4 million homeowners an opportunity to reduce their monthly mortgage payments to more affordable levels.

- HAMP includes both GSE and non-GSE mortgages. GSE stands for “government sponsored enterprise,” and in this report refers to Fannie Mae and Freddie Mac. Up to \$50 billion of TARP funds will be used to encourage the modification of non-GSE mortgages that financial institutions own and hold in their portfolios (whole loans) and mortgages held in private-label securitization trusts.
- Servicers must enter into the Servicer Participation Agreements with Treasury on or before October 3, 2010. Servicers for loans that are owned or securitized by Fannie Mae or Freddie Mac (GSEs) are required to participate in the related GSE’s HAMP for their portfolio of GSE loans. The incentives for these GSE HAMP modifications are funded by the related GSEs from their own resources.
- Borrowers may be accepted into HAMP if a borrower has made the first trial period payment on or before December 31, 2012. Modification interest rates are locked for five years from the start date of the modification. Incentive payments to investors and borrowers will continue to be paid out over that period for up to five years, and incentive payments to servicers for up to three years. At the end of five years, the reduced interest rate will increase by one percent per year until it reaches the cap, which is the market rate at the time the trial period began. The capped rate is fixed for the life of the loan.

### **What are the additional components of HAMP and MHA?**

- The Home Price Decline Protection (HPDP) program is a component of HAMP, and the Second Lien Modification Program (2MP) and the Home Affordable Foreclosure Alternatives Program (HAFA) are components of MHA.
- HPDP provides additional incentive payments for modifications on properties located in areas where home prices have declined. The purpose of the program is to encourage additional lender participation and HAMP modifications in areas hardest hit by falling home prices and ensure that borrowers in those areas have the opportunity to stay in their homes, thereby minimizing foreclosures, which further depress home values.
- The Second Lien Modification Program (2MP) provides incentives for second-lien holders to modify or extinguish a second-lien mortgage when a modification has been initiated on the first lien mortgage for the same property under HAMP.
- The Home Affordable Foreclosure Alternatives Program (HAFA) simplifies and streamlines the use of short sale or deed-in-lieu options by incorporating financial incentives to borrowers, servicers, and investors. The program also ensures pre-approved short sale terms prior to listing the property on the market and requires that borrowers be fully released from future liability for the debt.

### **Servicer performance**

- To ensure transparency and servicer accountability, servicer-specific results are publicly reported on a monthly basis. The report format now includes the number of Trial Period Plans that have transitioned to permanent modifications as well as a break-out of the 15 metropolitan areas with the highest program activity. The MHA Monthly Servicer Performance Reports can be found at <http://www.FinancialStability.gov/latest/reportsanddocs.html>.
- Participating servicers and state, local and community stakeholders have worked with Treasury to improve the overall effectiveness and efficiency of HAMP, by introducing: a streamlined documentation process, including standardization of forms, reduced paperwork requirements,

servicer-to-borrower response guidelines, and electronic signature acceptance for modification documents; enhanced availability of foreign language translations for HAMP information and document summaries; and other web tools for borrowers.

- In December 2009, Treasury conducted a nationwide mortgage modification conversion campaign to ensure that servicers make every reasonable effort to convert eligible borrowers from a trial to a permanent modification. The conversion campaign involved onsite monitoring of the seven largest servicers by Treasury and Fannie Mae staff, and daily loan-level conversion reporting through the month of December. The conversion campaign resulted in a significant increase in the number of borrowers offered permanent modifications by these servicers and considerable improvements in the implementation and operation of modification processes going forward.
- In January 2010, MHA released updated guidance for servicer documentation requirements in order to expedite conversions of current trial modifications to permanent status. This guidance also implemented an important program improvement for future trial period plans by requiring servicers to fully validate borrower financial information before offering a trial plan. In addition, servicers are allowed additional time in certain circumstances to retrieve documentation from applicants, notify applicants of any missing documents, and resolve any disputes over applications. Information on this supplemental directive can be found at [http://www.FinancialStability.gov/latest/pr\\_01282010.html](http://www.FinancialStability.gov/latest/pr_01282010.html).

### **Compliance and second look**

- The HAMP Compliance Program is designed to ensure that servicers satisfy their obligations under HAMP requirements in order to provide a well-controlled program that assists as many deserving homeowners as possible to retain their homes while taking reasonable steps to prevent fraud, waste and abuse. Freddie Mac acts as Treasury's Compliance Agent for HAMP through MHA-C, which is a separate, independent division that conducts these compliance activities. Treasury works closely with MHA-C to design and refine the Compliance Program and conducts quality assessments of the activities performed by MHA-C.
- MHA-C conducts four major activities through the Compliance Program: (1) on-site reviews of the servicers' internal controls and processes; (2) loan file reviews, which includes a process known as "second look;" (3) net present value (NPV) testing and assessments, which consist of testing servicers' proprietary systems to determine if HAMP NPV requirements were appropriately implemented; and (4) as required by MHA-C, targeted reviews on one or more specific processes or types of reviews listed above based on compliance trends, risk analysis or actual compliance activities results.
- Following these reviews, MHA-C provides Treasury with assessments of each servicer's compliance with HAMP requirements. If appropriate, Treasury will implement remedies for non-compliance. These remedies may include withholding or reducing incentive payments to servicers, requiring repayments of prior incentive payments made to servicers with respect to affected loans, or requiring additional servicer oversight.

Details on the Home Affordable Modification Program are available at <http://www.FinancialStability.gov/roadtostability/homeowner.html> and at <http://www.makinghomeaffordable.gov>.

**What is the Housing Finance Agency Innovation Fund for the Hardest Hit Housing Markets (HFA Hardest-Hit Fund)?**

In February 2010, the Administration announced funding for innovative measures to help families in the states that have been hardest hit by the aftermath of the burst of the housing bubble.

- \$1.5 billion of investment authority under EESA will be available to work with state Housing Finance Agencies (HFAs) to tailor housing assistance to local needs.
- California, Florida, Arizona, Michigan, and Nevada, states where house prices have fallen more than 20% from their peak are eligible for this funding. Funds will be allocated among eligible states according to a formula based on home price declines and unemployment.
- HFAs must submit program designs to Treasury so that Treasury can evaluate the program’s compliance with EESA requirements. All funded program designs will be posted online.
  - Some of the possible types of transactions that would be acceptable under EESA are: mortgage modifications; mortgage modifications with principal forbearance; short sales and deeds-in-lieu of foreclosure; incentives to provide principal reduction for borrowers owing more than their home is now worth (negative equity); measures for unemployed homeowners to help them avoid preventable foreclosures; and programs that provide incentives to reduce or modify second liens.
- To receive funding, programs must satisfy the requirements for funding under EESA. These requirements include that the recipient of funds must be an eligible financial institution and that the funds must be used to pay for programs designed to prevent avoidable foreclosures and other permitted uses under EESA.
- On March 5, 2010, Treasury announced the allocations of funds among the states and published guidelines for HFA proposal submissions. Set forth below is a summary of the methodology used to determine calculations:

	Housing Price Decline		Unemployment			Number of delinquent loans in Q4 2009	Weighted number of delinquent loans	Weighted share of delinquent loans in these states	Allocation (\$mm)
	Housing price decline from peak	Ratio relative to largest decline	December 2009 unemployment rate	Ratio relative to highest unemployment rate	Sum of ratios (State's weight)				
Nevada	-49.9%	1.00	13.0%	0.89	1.9	62,622	118,382	6.9%	\$102.8
California	-38.9%	0.78	12.4%	0.85	1.6	494,640	805,978	46.6%	\$699.6
Florida	-37.4%	0.75	11.8%	0.81	1.6	309,022	481,558	27.9%	\$418.0
Arizona	-36.8%	0.74	9.1%	0.62	1.4	105,853	144,073	8.3%	\$125.1
Michigan	-24.1%	0.48	14.6%	1.00	1.5	120,030	178,000	10.3%	\$154.5
<b>Total</b>									<b>\$1,500.0</b>

Office of the Special Master for TARP - Executive Compensation**What is the scope of the Special Master's review?**

- In June 2009, Treasury published the Interim Final Rule (the “Rule”) on executive compensation, promulgated under the EESA as amended by the American Recovery and Reinvestment Act of 2009. The Rule contains distinct requirements for recipients of TARP funding under certain programs, including CPP participants and recipients of exceptional assistance. The exceptional assistance recipients currently include the following firms: AIG, Chrysler, Chrysler Financial, GM and GMAC. Bank of America and Citigroup ceased to be exceptional assistance recipients upon their respective repayments of TARP obligations arising from exceptional assistance programs in December 2009.
- The Rule also provided the Special Master with specific powers designed to ensure that executive pay at these firms is in line with long-term value creation and financial stability. These include:
  - *Review of Payments:* For recipients of exceptional assistance, the Special Master is required to review and approve compensation structures, including payments made pursuant to those structures, for the senior executive officers and 20 next most highly paid employees (“Top 25”);
  - *Review of Structures:* For each exceptional assistance recipient, the Special Master is required to review and approve compensation structures for all executive officers and the 100 most highly compensated employees (Covered 26 – 100);
  - *Interpretation:* The Special Master has interpretive authority over the executive compensation provisions of EESA and the Interim Final Rule. Accordingly, the Special Master will make all determinations as to the application of those provisions to particular facts;
  - *Prior Payments:* The Special Master is required to review any bonuses, retention awards, and other compensation paid to employees of the 419 TARP participants that received financial assistance prior to February 17, 2009, to determine whether the payments were contrary to the public interest. If the payment is determined to be contrary to the public interest, the Special Master will be responsible for negotiating for reimbursements of such payments.
- The Rule also requires that the compensation committee, CEO, and CFO, of each TARP recipient provide certain certifications to Treasury with respect to compliance with the Rule. These certifications are due within 90 days (in the case of the CEO and CFO certifications) or 120 days (in the case of the compensation committee) of the completion of the TARP recipient’s fiscal year.
- In addition to the executive compensation requirements, all TARP recipients were required to adopt a luxury expenditure policy consistent with the requirements of the Rule, provide the policy to Treasury, and post the policy on their Internet website, in each case within 90 days following publication of the Rule (or, if later, 90 days following the closing date of the agreement between the TARP recipient and Treasury). These policies are generally required to address expenses including entertainment or other events, office and facility renovations, and aviation or other transportation services.

**Determinations for the Top 25 Employees**

- On October 22, 2009, the Special Master for TARP Executive Compensation, Kenneth R. Feinberg, released determinations on the compensation packages for the five senior executive officers and the next 20 most highly compensated employees at the seven firms that were then exceptional assistance recipients. The Office of the Special Master generally rejected the companies' initial proposals for these Top 25 executives and approved a modified set of compensation structures with the following features:
  - Cash salaries generally no greater than \$500,000, with the remainder of compensation in equity.
  - Most equity compensation paid as vested "stock salary," which executives must hold until 2011, after which it can be transferred in three equal, annual installments (subject to acceleration on the company's repayment of federal assistance).
  - Annual incentives payable in "long-term restricted stock," which is forfeited unless the employee provides three years of service after it is granted, in amounts determined based on objective performance criteria. Actual payment of the restricted stock is subject to the company's repayment of TARP funds (in 25% installments).
  - \$25,000 limit on perquisites and "other" compensation, absent special justification.
  - No further accruals or company contributions to executive pension and retirement programs.

**Determinations for the Covered Employees 26 - 100**

- On December 11, 2009, the Special Master issued determinations on the compensation structures for Covered 26 – 100. Unlike the October rulings, which addressed specific amounts payable to Top 25 executives, Treasury regulations require the Special Master only to address compensation structures for Covered 26 – 100. These determinations covered four companies: AIG, Citigroup, GM, and GMAC. Chrysler and Chrysler Financial were (with the exception of one employee) exempt from the Special Master's review during this round because total pay for their executives does not exceed the \$500,000 "safe harbor" limitation in Treasury's compensation regulations. As detailed below, because of Bank of America's repayment of its TARP obligations, its Covered 26–100 were no longer subject to the Special Master's review.
- The compensation structures approved by the Special Master for the Covered 26 –100 groups have the following general features:
  - Short-term cash compensation is restricted. Cash salaries are generally limited to \$500,000 other than for exceptional cases, with overall cash limited in most cases to 45% of total compensation in cash. All other pay must be in company stock;
  - Incentive compensation without real achievement of performance is forbidden. Total incentives are limited to a fixed pool, incentive payments may be made only if objective goals are achieved, and all such payments must be subject to "clawback" if results prove illusory;
  - Compensation structures must have a long-term focus. In most cases, at least 50 percent of total compensation must be held for three years, at least 50 percent of incentive pay must be granted in long-term stock, and any cash incentives must be delivered over at least two years—single, lump-sum cash bonuses are not permitted; and

- Pay practices that are not aligned with shareholder and taxpayer interests, such as golden parachutes, supplemental executive retirement benefits, excessive perquisites and tax gross-ups are frozen or forbidden.
- In addition to determinations for Covered 26 –100, the Special Master issued several supplemental determinations in December, including determinations approving pay packages for the new chief executive officer of GMAC and the new chief financial officer of GM. The pay packages approved by the Special Master for the newly hired executives generally conform to the principles and structures of the Top 25 determinations. All the Special Master's determinations are available at the website identified below.

### **Effects of TARP Repayment**

- Prior to the Special Master's issuance of determinations for the Covered Employee 26–100 groups, Bank of America repaid its TARP obligations. As a result, the compensation structures for Bank of America's Covered Employees 26–100 were no longer subject to the Special Master's review, and no determination in that regard was issued. Payments to Bank of America's "top 25" relating to service prior to the repayment, however, remain subject to the Special Master's October determinations. With respect to its Top 25, Bank of America agreed to comply with the Rule and with the October determinations as if the repayment occurred on December 31, 2009.
- After the Special Master issued determinations for the Covered Employee 26–100 groups, Citigroup repaid certain TARP obligations, and ceased to be an "exceptional assistance recipient" for purposes of the Rule. As a result of the repayment, Special Master approval is not required for future compensation structures and payments to Citigroup executives. Payments and compensation structures for Citigroup's Top 25 and Covered Employees 26–100 relating to service prior to the repayment, however, remain subject to the Special Master's October and December determinations, respectively. Citigroup agreed to comply with the October and December determination letters and memoranda issued by the Special Master with respect to Citigroup as if Citigroup were receiving exceptional assistance through December 31, 2009. The executive compensation restrictions that apply to TARP recipients that are not "exceptional assistance recipients" will continue to apply to Citigroup until it extinguishes its remaining TARP obligations.

Information regarding the determination letters and executive compensation is available at:  
<http://www.FinancialStability.gov/about/executivecompensation.html>.

### **How Treasury Exercises Its Voting Rights**

- Treasury is a shareholder in the new General Motors, the new Chrysler, GMAC and Citigroup. The Obama Administration has stated that core principles will guide Treasury's management of financial interests in private firms. One such principle is that the United States government will not interfere with or exert control over day-to-day company operations and, in the event the government obtains ownership interests, it will vote only on key governance issues. These core principles also include Treasury's commitment to seek to dispose of its ownership interests as soon as practicable. Treasury will follow these principles in a manner consistent with the obligation to promote the liquidity and stability of the financial system.



- Treasury does not participate in the day-to-day management of any company in which it has an investment nor is any Treasury employee a director of any such company. Treasury's investments have generally been in the form of non-voting securities or loans. For example, the preferred shares that Treasury holds in financial institutions under the Capital Purchase Program do not have voting rights except in certain limited circumstances, such as amendments to the charter of the company, or in the event dividends are not paid for several quarters, in which case Treasury has the right to elect two directors to the board.
- Treasury has announced that it will follow the following principles in exercising its voting rights: (1) Treasury intends to exercise its right to vote only on certain matters consisting of the election or removal of directors; certain major corporate transactions such as mergers, sales of substantially all assets, and dissolution; issuances of equity securities where shareholders are entitled to vote; and amendments to the charter or bylaws; (2) on all other matters, Treasury will either abstain from voting or vote its shares in the same proportion (for, against or abstain) as all other shares of the company's stock are voted.
- For public companies such as Citigroup, Treasury has entered into an agreement in which these principles are set forth. For private companies such as GM, GMAC and Chrysler, Treasury follows the principles voluntarily or as set forth in a stockholder agreement. In GM, they are largely reflected as terms following an initial public offering (IPO).
- In the case of AIG:
  - The U.S. Treasury is the beneficiary of a trust created by the Federal Reserve Bank of New York (FRBNY). That trust owns shares having 79.8% of the voting rights of the common stock. The FRBNY has appointed three independent trustees who have the power to vote the stock and dispose of the stock with prior approval of FRBNY and after consultation with Treasury. The trust agreement provides that the trustees cannot be employees of Treasury or the FRBNY. The trust exists for the benefit of the U.S. Treasury, and the Department of the Treasury does not control the trust and it cannot direct the trustees.
  - Treasury owns preferred stock in AIG which does not have voting rights except in certain limited circumstances (such as amendments to the charter). Treasury has the right to appoint directors because AIG failed to pay dividends for four quarters on the preferred stock held by Treasury. On April 1, 2010, Treasury exercised its right to appoint two directors to the AIG board of directors.



**Appendix 2**

**Making Home Affordable Servicer Performance Report**

# Making Home Affordable Program

Servicer Performance Report Through February 2010

## Report Highlights

### Number of Permanent Modifications Increases 45%

- More than 170,000 permanent modifications have been granted to homeowners, who are guaranteed lower payments for five years.
- An additional 91,800 permanent modifications have been approved by servicers and are pending borrower acceptance.

### Over One Million Borrowers in Active Trial and Permanent Modifications

- More than 1.3 million homeowners have received offers for trial modifications, representing 34-45% toward the goal of 3-4 million offers extended through 2012.
- More than 72,000 new trial modifications started in February; borrower savings begin with the first trial payment. Nearly 1.1 million trial modifications have begun under the program.
- Of the 1 million borrowers in active modifications, more than 168,000 borrowers are in active permanent modifications.
- These homeowners' lower monthly mortgage payments represent a cumulative savings of over \$2.7 billion.
- Of modifications that have converted to permanent, 0.9% have been canceled. Of all modifications started, 8.2% have been canceled.

### Borrowers in Permanent Modifications Experience Real, Long-Term Savings in Monthly Housing Expenses

- Borrowers in permanent modifications are saving a median of 36% of their before-modification payment; median savings is more than \$500 each month.
- Qualified homeowners could reduce housing-related expenses from almost half of their gross income to less than one-third of their income.
- Upon completing one year of on-time payments per program guidelines, borrowers are eligible to earn up to \$1,000 to be applied to their outstanding mortgage balance.

### HAMP Is One Piece of the Administration Initiatives to Promote Housing and Financial Stability (see Page 2)

## Inside:

Administration Housing Initiatives	2
Economic Indicators	3
HAMP Program Snapshot	4
Waterfall of HAMP-Eligible Borrowers	5
Characteristics of Permanent Modifications	6
Selected Outreach Measures	6
Servicer Activity	7
HAMP Activity by State	8
HAMP Activity by Metropolitan Area	9
Modifications by Investor Type	9
List of Non-GSE Participants	10

# Making Home Affordable Program

Servicer Performance Report Through February 2010

## Overview of Administration Housing Stability Initiatives

### Initiatives to Support Access to Affordable Mortgage Credit and Housing

#### Lower Mortgage Rates and Access to Credit:

- Continued financial support to maintain affordable mortgage rates through the Government Sponsored Enterprises (GSEs)
- Interest rates remain near historic lows. Every 1% reduction in interest rate saves a new borrower a median of \$1,500 annually in mortgage payments.
- Access to sustainable mortgages through the Federal Housing Administration (FHA).

#### State and Local Housing Initiatives:

- Access for Housing Finance Agencies to provide mortgages to first-time homebuyers, refinance opportunities for at-risk borrowers, and affordable rental housing. Over 90 HFAs across 45 states are participating.

#### Tax Credits for Housing:

- Homebuyer credit to help hundreds of thousands of American families buy new homes.
- Low-Income Housing Tax Credit (LIHTC) programs to support affordable rental housing, with total funding of \$5 billion.

### Initiatives to Prevent Avoidable Foreclosures and Stabilize Neighborhoods

#### Making Home Affordable – Modifications:

- Goal of offering 3-4 million homeowners lower mortgage payments through a modification through 2012.
- Nearly 1.1 million homeowners have started trial modifications and over 1.3 million offers for trial modifications have been extended to borrowers.
- Homeowners in permanent modifications are saving a median of over \$500 per month on mortgage payments. In aggregate, homeowners have saved over \$2.7 billion through trial and permanent modifications.

#### Refinancing:

- Refinancing flexibility and low mortgage rates have allowed over 4 million borrowers with GSE mortgages to refinance, saving an estimated \$150 per month on average and more than \$6.8 billion in the first year.

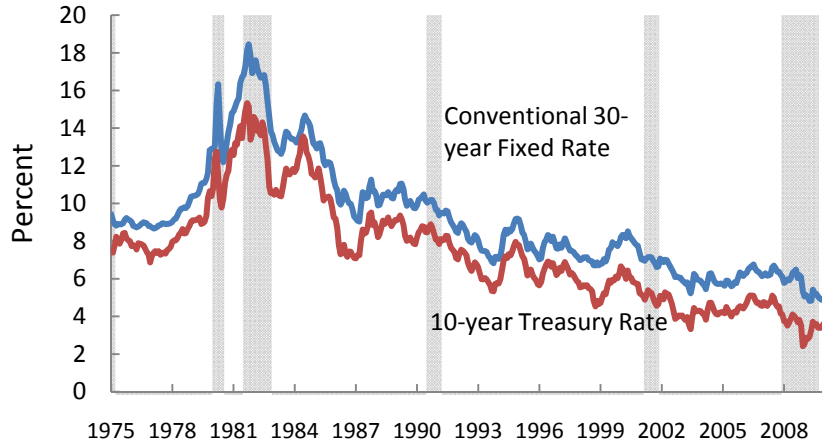
#### Neighborhood Stabilization and Community Development Programs:

- Over \$5 billion in Recovery Act support for the hardest hit communities to help stabilize neighborhoods.
- \$1.5 billion HFA Innovation Fund for the Hardest Hit Housing Markets to support innovative, locally focused foreclosure prevention efforts.

# Making Home Affordable Program

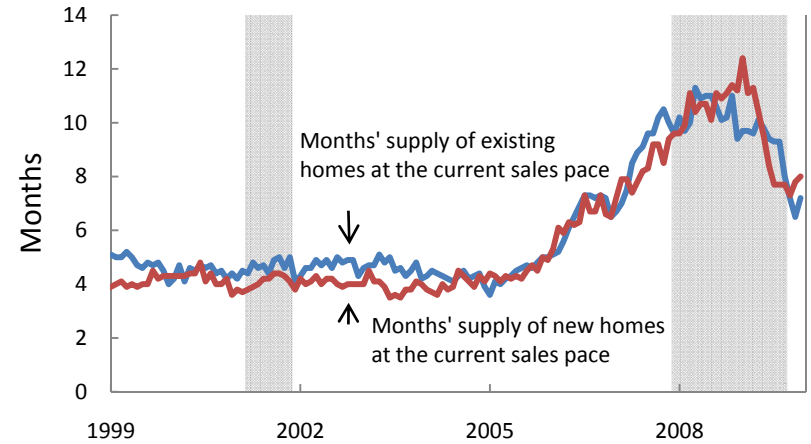
Servicer Performance Report Through February 2010

## Mortgage Rates



Source: Federal Reserve.

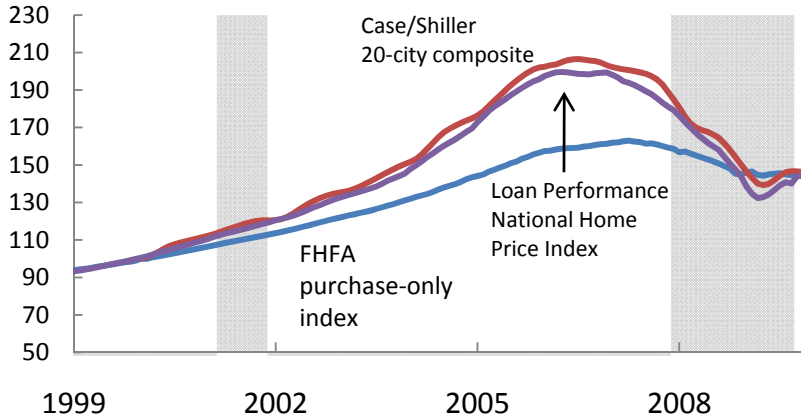
## Housing Inventory



Source: National Association of Realtors.

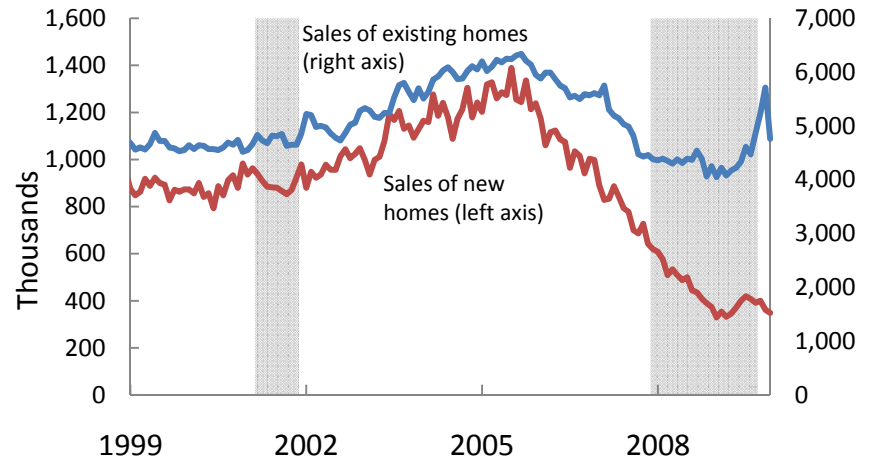
## Home Prices

Index: Jan 2000 = 100



Sources: S&P/Case-Shiller Home Price Index; LP/Haver Analytics; FHFA.

## New and Existing Home Sales



Source: National Association of Realtors, Census Bureau.

Note: Shaded areas indicate recessions.

# Making Home Affordable Program

Servicer Performance Report Through February 2010

## Home Affordable Modification Program (HAMP) Snapshot Program Inception Through February 2010<sup>1</sup>

Number of Trial Period Plan Offers Extended to Borrowers (Cumulative) <sup>2</sup>	1,354,350
All HAMP Trials Started Since Program Inception	1,094,064
Trials Converted to Permanent Modifications	170,207

<sup>1</sup> As reported by the HAMP system of record except where noted.

<sup>2</sup> Source: Survey data provided by servicers.

## Home Affordable Modification Program (HAMP) Snapshot As of February 2010<sup>1</sup>

Active Modifications (Trial and Permanent)	1,003,902
Active Trial Modifications	835,194
Active Permanent Modifications	168,708
Pending Permanent Modifications <sup>2</sup>	91,843
Trial Modifications Canceled	88,663
Permanent Modifications Canceled <sup>3</sup>	1,499
Percentage to Goal of 3-4 Million Modification Offers <sup>4</sup>	34-45%

<sup>1</sup> As reported by the HAMP system of record.

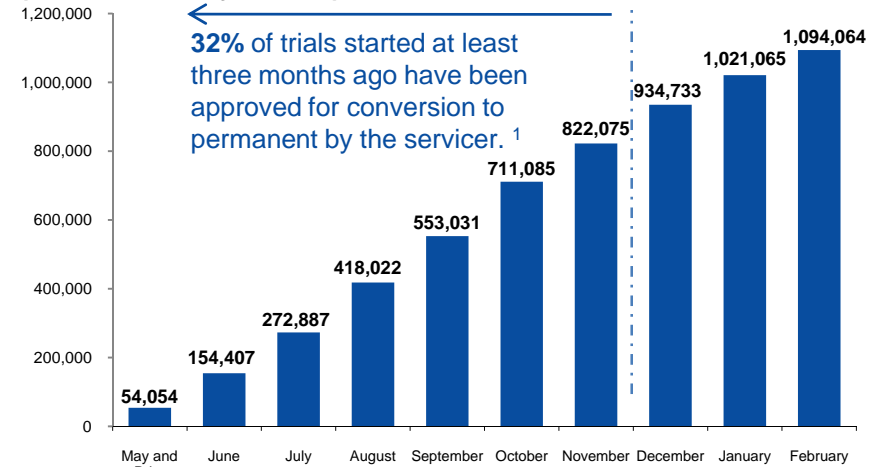
<sup>2</sup> As reported by servicers. Pending permanent modifications have been approved by the servicer but have not yet been accepted by the borrower. While pending, modifications are reflected in the count of active trials.

<sup>3</sup> Includes 26 loans paid off.

<sup>4</sup> In 2009, Treasury set a goal of offering help to 3-4 million borrowers through the end of 2012, as measured by trial plan offers extended to borrowers.

Additional information on HAMP can be found on [MakingHomeAffordable.gov](http://MakingHomeAffordable.gov). Borrowers may call the Homeowner's HOPE Hotline at 1-888-995-HOPE (4673).

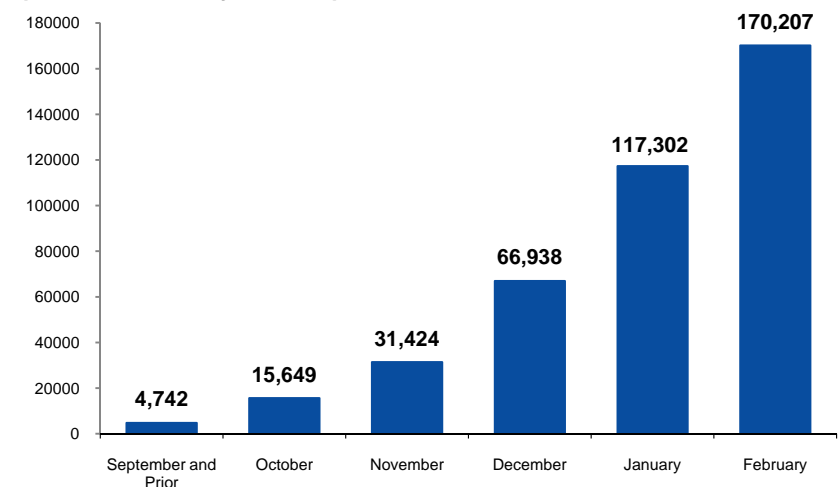
## HAMP Trials Started (Cumulative, by Month)



<sup>1</sup> Includes trials converted to permanent and pending permanent modifications.

Source: All trial modifications started by month first payment posted; based on numbers reported by servicers to the HAMP system of record.

## Permanent Modifications Started (Cumulative, by Month)



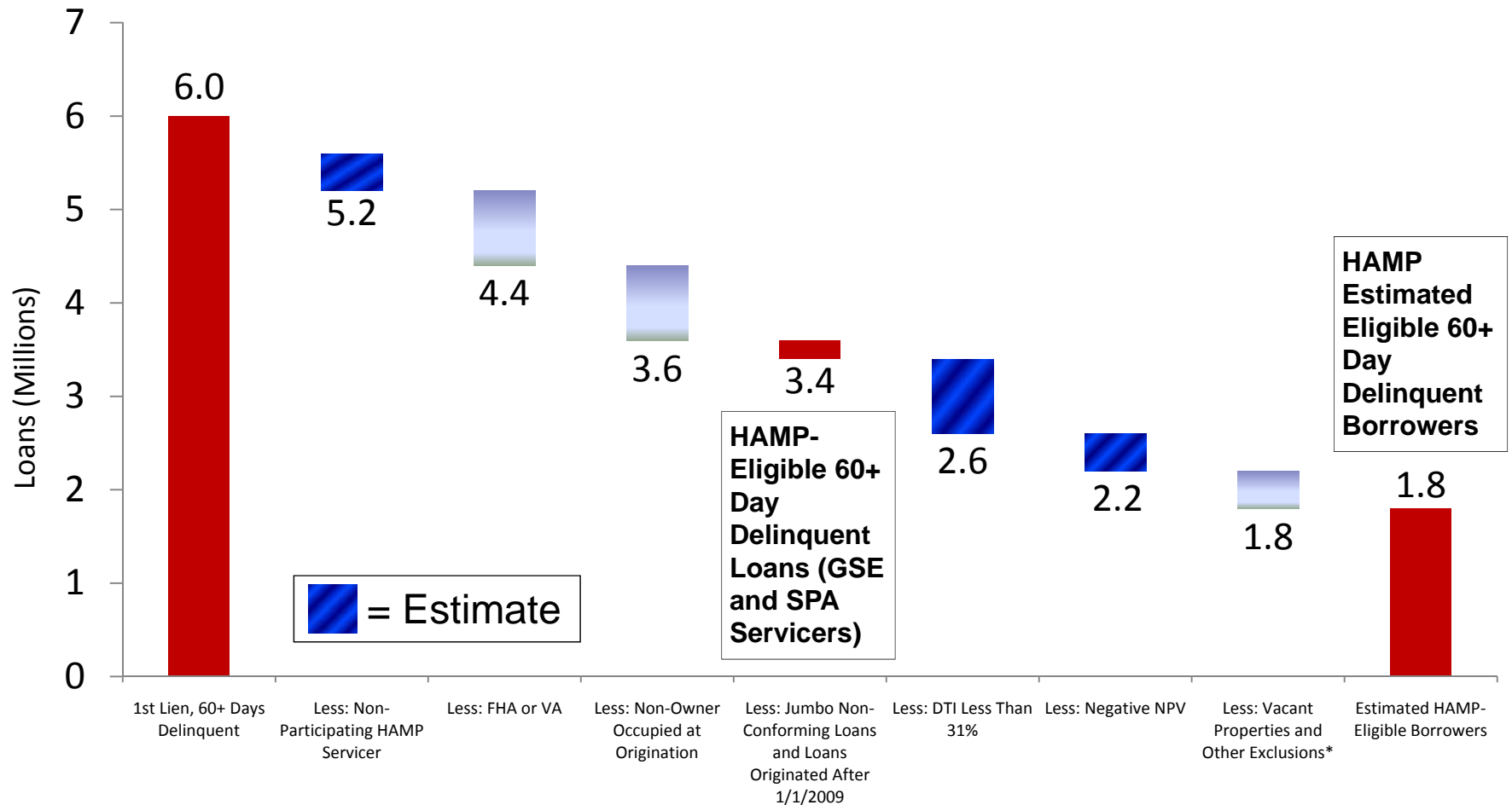
Source: HAMP system of record.

# Making Home Affordable Program

Servicer Performance Report Through February 2010

## Waterfall of HAMP-Eligible Borrowers

Not all 60-day delinquent loans are eligible for HAMP. Other characteristics may preclude borrower eligibility. Based on the estimates, of the 6.0 million borrowers who are currently 60 days delinquent, 1.8 million borrowers are eligible for HAMP. As this represents a point-in-time snapshot of the delinquency population and estimated HAMP eligibility, we expect that more borrowers will become eligible for HAMP from now through 2012.



\*Other exclusions include: no longer owner-occupied; investor's pooling and servicing agreement precludes modification; and manufactured housing loans with titling/chattel issues that exclude them from HAMP.

Sources: Fannie Mae; monthly survey of participating servicers for January 31, 2010. Total 60+ delinquent figure from 4<sup>th</sup> quarter 2009 MBA delinquency survey. Excluded loans are as reported by servicers by survey who have signed a servicer participation agreement for HAMP.

# Making Home Affordable Program

Servicer Performance Report Through February 2010

## Modification Characteristics

- Borrowers in active trial and permanent modifications have saved more than \$2.7 billion through HAMP modifications.
- The median savings for borrowers in permanent modifications is \$518.88, or 36% of the median before-modification payment.

## Permanent Modifications by Modification Steps:

Interest Rate Reduction	100%
Term Extension	40.8%
Principal Forbearance	27.8%

## Select Median Characteristics of Permanent Modifications

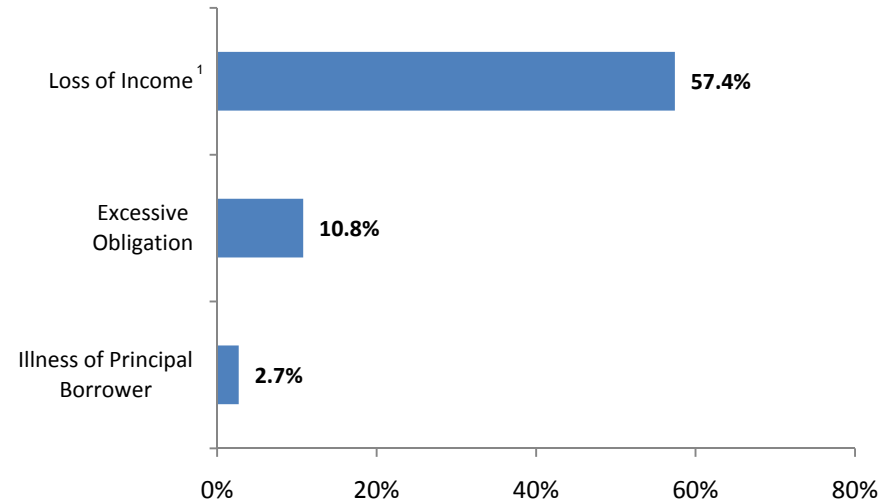
Loan Characteristic	Before Modification	After Modification	Median Decrease
Front-End Debt-to-Income Ratio <sup>1</sup>	45.0%	31.0%	-14.2 pct pts
Back-End Debt-to-Income Ratio <sup>2</sup>	76.4%	59.8%	-14.6 pct pts
Median Monthly Payment <sup>3</sup>	\$1,430.96	\$837.86	-\$518.88

<sup>1</sup> Ratio of housing expenses (principal, interest, taxes, insurance and homeowners association and/or condo fees) to monthly gross income.

<sup>2</sup> Ratio of total monthly debt payments (including mortgage principal and interest, taxes, insurance, homeowners association and/or condo fees, plus payments on installment debts, junior liens, alimony, car lease payments and investment property payments) to monthly gross income. Borrowers who have a back-end debt-to-income ratio of greater than 55% are required to seek housing counseling under program guidelines.

<sup>3</sup> Principal and interest payment.

## Predominant Hardship Reasons for Permanent Modifications



<sup>1</sup> Includes borrowers who are employed but have faced a reduction in hours and/or wages as well as those who have lost their jobs.

Note: Does not include 21.2% of permanent modifications reported as Other.

## Selected Outreach Measures

Servicer Solicitation of Borrowers (cumulative since program inception) <sup>1</sup>	3,833,595
Page views on <a href="http://MHA.gov">MHA.gov</a> (February 2010)	5,273,896
Page views on <a href="http://MHA.gov">MHA.gov</a> (cumulative)	66,480,643

<sup>1</sup> Source: survey data provided by servicers. Servicers are encouraged by HAMP to solicit information from borrowers 60+ days delinquent, regardless of eligibility for a HAMP modification. Through December, solicitations totaled 3,297,817. Through January, solicitations totaled 3,595,637.

# Making Home Affordable Program

Servicer Performance Report Through February 2010

## HAMP Modification Activity by Servicer

Servicer	Estimated Eligible 60+ Day Delinquency <sup>1</sup>	Trial Plan Offers Extended <sup>2</sup>	All HAMP Trials Started <sup>3</sup>	Active Trial Modifications <sup>3</sup>	Permanent Modifications <sup>3</sup>	Pending Permanent Modifications <sup>4</sup>	Active Trials + Permanents as Share of Eligible 60+ Day Delinquencies
American Home Mortgage Servicing Inc	128,436	16,431	13,349	12,456	825	7,595	10%
Aurora Loan Services, LLC	79,039	46,015	40,000	19,118	8,433	1,503	35%
Bank of America, NA <sup>5</sup>	1,086,512	357,717	264,813	240,550	20,666	22,303	24%
Bank United	5,333	1,467	1,180	722	455	603	22%
Bayview Loan Servicing, LLC	10,500	5,117	4,375	3,749	482	69	40%
Carrington Mortgage Services LLC	18,426	2,919	1,533	504	1,022	50	8%
CCO Mortgage	5,756	1,758	1,132	1,058	74	493	20%
CitiMortgage, Inc.	249,901	153,036	138,795	113,776	15,607	8,076	52%
GMAC Mortgage, Inc.	66,289	48,764	37,081	20,338	14,675	4,388	53%
Green Tree Servicing LLC	11,442	6,210	4,743	4,277	375	725	41%
HomEq Servicing	41,779	4,064	2,020	1,217	712	234	5%
J.P. Morgan Chase Bank, NA <sup>6</sup>	437,323	229,819	179,645	151,932	19,385	20,450	39%
Litton Loan Servicing LP	109,507	33,862	27,242	20,868	4,213	923	23%
Nationstar Mortgage LLC	48,885	25,896	19,046	10,039	3,984	919	29%
Ocwen Financial Corporation, Inc.	65,422	20,435	16,148	6,444	9,290	2,724	24%
OneWest Bank	111,955	52,549	35,503	27,668	5,057	5,596	29%
PNC Mortgage <sup>7</sup>	43,947	21,440	16,770	12,157	638	615	29%
Saxon Mortgage Services, Inc.	70,269	41,362	37,337	21,215	7,364	4,451	41%
Select Portfolio Servicing	62,041	53,733	33,812	17,205	9,641	1,478	43%
US Bank NA	30,226	11,189	8,461	5,267	3,086	1,115	28%
Wachovia Mortgage, FSB <sup>8</sup>	72,192	3,555	1,643	1,642	0	0	2%
Wells Fargo Bank, NA <sup>9</sup>	379,357	213,718	158,745	114,090	24,975	7,533	37%
Other SPA servicers <sup>10</sup>	24,865	3,294	2,286	1,222	1,015	NA	9%
Other GSE Servicers <sup>11</sup>	279,546	NA	48,405	27,680	16,734	NA	16%
<b>Total</b>	<b>3,438,948</b>	<b>1,354,350</b>	<b>1,094,064</b>	<b>835,194</b>	<b>168,708</b>	<b>91,843</b>	<b>29%</b>

<sup>1</sup> Estimated eligible 60+ day delinquent mortgages as reported by servicers as of January 31, 2009 include conventional loans:

- in foreclosure and bankruptcy.
- with a current unpaid principal balance less than \$729,750 on a one-unit property, \$934,200 on a two-unit property, \$1,129,250 on a three-unit property and \$1,403,400 on a four-unit property.
- on a property that was owner-occupied at origination.
- originated prior to January 1, 2009.

Estimated eligible 60+ day delinquent loans excludes:

- FHA and VA loans.
- loans that are current or less than 60 days delinquent, which may be eligible for HAMP if a borrower is in imminent default.

For servicers enrolling after January 1 that did not participate in the 60+ day delinquency survey, the delinquency count is from the servicer registration form.

<sup>2</sup> As reported in the weekly servicer survey through February 25, 2010.

<sup>3</sup> Active trial and permanent modifications as reported into the HAMP system of record

by servicers.

<sup>4</sup> As reported by servicers. Pending permanent modifications have been approved by the servicer but have not yet been accepted by the borrower. While pending, modifications are reflected in the count of active trials. This metric will be reported through March 2010.

<sup>5</sup> Bank of America, NA includes Bank of America, NA, BAC Home Loans Servicing LP, Home Loan Services and Wilshire Credit Corporation.

<sup>6</sup> J.P. Morgan Chase Bank, NA includes EMC Mortgage Corporation.

<sup>7</sup> Formerly National City Bank.

<sup>8</sup> Wachovia Mortgage, FSB includes Pick-a-Payment and Wachovia Bank NA loans.

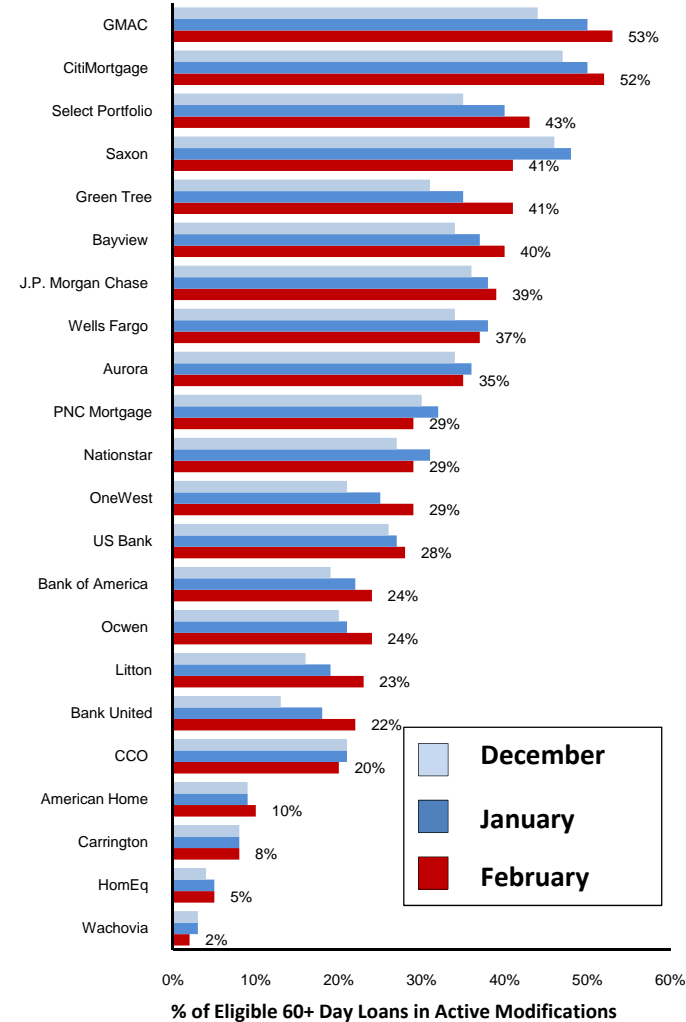
<sup>9</sup> Beginning this month, Wells Fargo Bank, NA includes a portion of the loans

previously included in Wachovia Mortgage, FSB.

<sup>10</sup> Other SPA servicers are entities with less than 5,000 estimated eligible 60+ day delinquencies that have signed participation agreements with Treasury and Fannie Mae. A full list of participating servicers is in the Appendix.

<sup>11</sup> Includes servicers of loans owned or guaranteed by Fannie Mae and Freddie Mac.

## Active Modifications as a Share of Estimated Eligible 60+ Day Delinquencies



Note: Includes active trial and permanent modifications. Servicer combinations are the same as the table at left.

December modifications as a share of 60+ day delinquencies on November 30, 2009. January modifications as a share of 60+ day delinquencies on December 31, 2009. February modifications as a share of 60+ delinquencies on January 31, 2010.



# Making Home Affordable Program

Servicer Performance Report Through February 2010

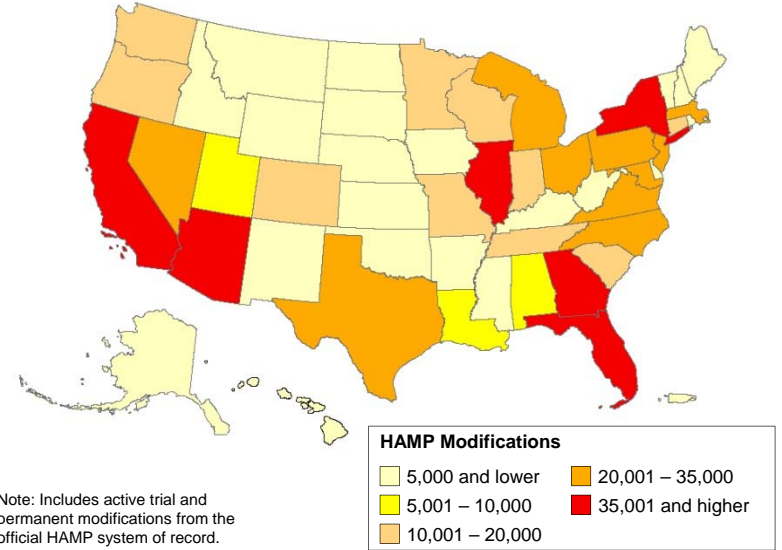
## HAMP Activity by State

State	Active Trials	Permanent Modifications	Total
AK	490	74	564
AL	5,922	1,061	6,983
AR	2,384	458	2,842
AZ	40,000	9,763	49,763
CA	170,227	35,379	205,606
CO	11,707	2,613	14,320
CT	10,658	2,163	12,821
DC	1,568	270	1,838
DE	2,699	580	3,279
FL	102,033	21,111	123,144
GA	33,180	6,468	39,648
HI	2,991	620	3,611
IA	2,762	465	3,227
ID	3,313	709	4,022
IL	44,893	8,392	53,285
IN	9,264	1,729	10,993
KS	2,624	469	3,093
KY	3,677	679	4,356
LA	5,292	778	6,070
MA	18,789	4,087	22,876
MD	27,282	5,799	33,081
ME	2,146	525	2,671
MI	28,183	5,782	33,965
MN	14,959	3,769	18,728
MO	10,628	1,901	12,529
MS	3,371	679	4,050

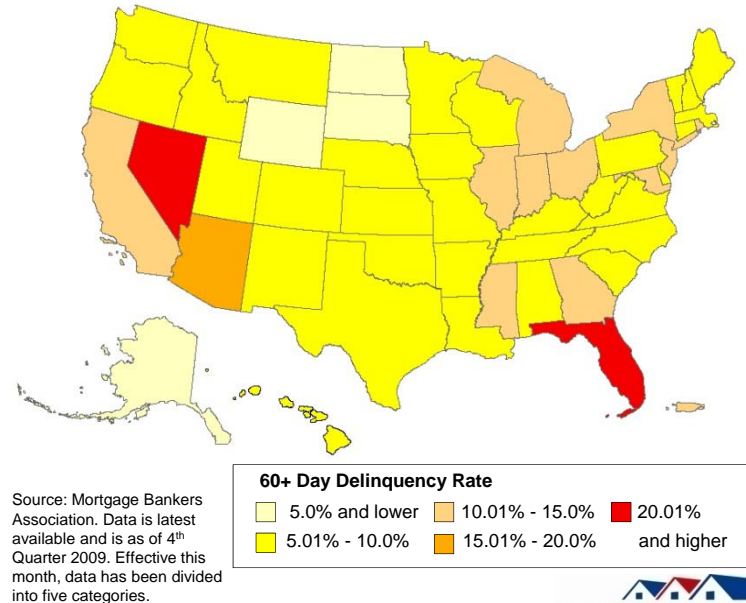
State	Active Trials	Permanent Modifications	Total
MT	1,132	198	1,330
NC	17,483	3,640	21,123
ND	211	34	245
NE	1,347	266	1,613
NH	3,616	850	4,466
NJ	27,828	5,477	33,305
NM	3,057	559	3,616
NV	21,553	4,900	26,453
NY	39,579	5,757	45,336
OH	18,586	3,704	22,290
OK	2,740	412	3,152
OR	9,435	2,048	11,483
PA	19,458	3,487	22,945
RI	3,843	873	4,716
SC	9,097	1,737	10,834
SD	407	67	474
TN	9,397	1,943	11,340
TX	29,886	3,763	33,649
UT	7,099	1,623	8,722
VA	20,384	4,760	25,144
VT	586	136	722
WA	16,292	3,590	19,882
WI	8,344	1,751	10,095
WV	1,456	273	1,729
WY	449	96	545
Other*	887	441	1,328

\* Includes Guam, Puerto Rico and the U.S. Virgin Islands.

## HAMP Activity by State



## Mortgage Delinquency Rates by State



# Making Home Affordable Program

Servicer Performance Report Through February 2010

## 15 Metropolitan Areas With Highest HAMP Activity

Metropolitan Statistical Area	Active Trials	Permanent Modifications	Total HAMP Activity	% of All HAMP Activity
New York-Northern New Jersey-Long Island, NY-NJ-PA	52,375	8,660	61,035	6.1%
Los Angeles-Long Beach-Santa Ana, CA	50,224	9,414	59,638	5.9%
Chicago-Naperville-Joliet, IL-IN-WI	43,215	8,086	51,301	5.1%
Miami-Fort Lauderdale-Pompano Beach, FL	39,585	7,532	47,117	4.7%
Riverside-San Bernardino-Ontario, CA	38,179	8,918	47,097	4.7%
Phoenix-Mesa-Scottsdale, AZ	32,768	8,118	40,886	4.1%
Washington-Arlington-Alexandria, DC-VA-MD-WV	28,621	6,193	34,814	3.5%
Atlanta-Sandy Springs-Marietta, GA	26,719	5,276	31,995	3.2%
Las Vegas-Paradise, NV	17,964	3,944	21,908	2.2%
Detroit-Warren-Livonia, MI	17,729	3,386	21,115	2.1%
Orlando-Kissimmee, FL	16,248	3,535	19,783	2.0%
Philadelphia-Camden-Wilmington, PA-NJ-DE-MD	14,805	2,796	17,601	1.8%
Boston-Cambridge-Quincy, MA-NH	13,272	2,925	16,197	1.6%
Tampa-St. Petersburg-Clearwater, FL	12,848	2,729	15,577	1.6%
Sacramento-Arden-Arcade-Roseville, CA	12,450	2,921	15,371	1.5%

A complete list of HAMP activity for all MSAs is available at <http://makinghomeaffordable.gov/docs/MSA%20Data%20February.pdf>

## HAMP Modifications by Investor Type (20 Largest Servicers)

Servicer	GSE	Private	Portfolio	Total
Bank of America, NA <sup>1</sup>	166,708	81,383	13,125	261,216
JP Morgan Chase NA <sup>2</sup>	79,149	68,369	23,799	171,317
Wells Fargo Bank, NA <sup>3</sup>	100,329	33,530	5,206	139,065
CitiMortgage, Inc.	86,479	8,490	34,414	129,383
GMAC Mortgage, Inc.	19,201	15,812	0	35,013
OneWest Bank	17,582	12,976	2,167	32,725
Saxon Mortgage Services Inc.	1,231	27,078	270	28,579
Aurora Loan Services, LLC	15,653	11,570	328	27,551
Select Portfolio Servicing	626	22,911	3,309	26,846
Litton Loan Servicing LP	2,495	22,586	0	25,081
Ocwen Financial Corporation, Inc.	3,969	11,709	56	15,734
Nationstar Mortgage LLC	10,107	3,881	35	14,023
American Home Mortgage Servicing Inc	828	12,453	0	13,281
PNC Mortgage <sup>4</sup>	11,371	74	1,350	12,795
US Bank NA	6,316	13	2,024	8,353
Green Tree Servicing LLC	4,347	295	10	4,652
Bayview Loan Servicing, LLC	1	4,193	37	4,231
HomEq Servicing	0	1,890	39	1,929
Wachovia Mortgage, FSB <sup>5</sup>	51	117	1,474	1,642
Carrington Mortgage Services LLC	0	1,526	0	1,526
Remainder of HAMP Servicers	46,207	21	2,732	48,960
<b>Total</b>	<b>572,650</b>	<b>340,877</b>	<b>90,375</b>	<b>1,003,902</b>

<sup>1</sup> Bank of America, NA includes Bank of America, NA, BAC Home Loans Servicing LP, Home Loans Services and Wilshire Credit Corporation.

<sup>2</sup> J.P. Morgan Chase Bank, NA includes EMC Mortgage Corporation.

<sup>3</sup> Effective this month, Wells Fargo Bank, NA includes a portion of the loans previously included in Wachovia Mortgage, FSB.

<sup>4</sup> Formerly National City Bank.

<sup>5</sup> Wachovia Mortgage, FSB includes Wachovia Mortgage FSB Pick-a-Payment and Wachovia Bank NA loans.

Note: Figures reflect active trials and permanent modifications.

# Making Home Affordable Program

Servicer Performance Report Through February 2010

## Appendix: Non-GSE Participants in HAMP

Allstate Mortgage Loans & Investments, Inc.	Grafton Suburban Credit Union	PennyMac Loan Services, LLC
American Eagle Federal Credit Union	Great Lakes Credit Union	PNC Bank, National Association
American Home Mortgage Servicing, Inc	Greater Nevada Mortgage Services	Purdue Employees Federal Credit Union
AMS Servicing, LLC	Green Tree Servicing LLC	QLending, Inc.
Aurora Loan Services, LLC	Harleysville National Bank & Trust Company	Quantum Servicing Corporation
Bank of America, N.A. <sup>1</sup>	Hartford Savings Bank	Residential Credit Solutions
Bank United	Hillsdale County National Bank	RG Mortgage Corporation
Bay Federal Credit Union	Home Financing Center, Inc	Roebbling Bank
Bay Gulf Credit Union	HomEq Servicing	RoundPoint Mortgage Servicing Corporation
Bayview Loan Servicing, LLC	HomeStar Bank & Financial Services	Saxon Mortgage Services, Inc.
Carrington Mortgage Services, LLC	Horicon Bank	Schools Financial Credit Union
CCO Mortgage	Horizon Bank, NA	SEFCU
Central Florida Educators Federal Credit Union	Iberiabank	Select Portfolio Servicing
Central Jersey Federal Credit Union	IBM Southeast Employees' Federal Credit Union	Servis One Inc., dba BSI Financial Services, Inc.
Chase Home Finance, LLC	IC Federal Credit Union	ShoreBank
CitiMortgage, Inc.	Idaho Housing and Finance Association	Silver State Schools Credit Union
Citizens 1st National Bank	iServe Residential Lending LLC	Sound Community Bank
Citizens First Wholesale Mortgage Company	J.P.Morgan Chase Bank, NA <sup>2</sup>	Specialized Loan Servicing, LLC
Community Bank & Trust Company	Lake City Bank	Spirit of Alaska Federal Credit Union
CUC Mortgage Corporation	Lake National Bank	Stanford Federal Credit Union
Digital Federal Credit Union	Litton Loan Servicing	Sterling Savings Bank
DuPage Credit Union	Los Alamos National Bank	Technology Credit Union
Eaton National Bank & Trust Co	Marix Servicing, LLC	Tempe Schools Credit Union
Farmers State Bank	Members Mortgage Company, Inc	The Bryn Mawr Trust Co.
Fidelity Homestead Savings Bank	Metropolitan National Bank	The Golden 1 Credit Union
First Bank	Mission Federal Credit Union	U.S. Bank National Association
First Federal Savings and Loan	MorEquity, Inc.	United Bank of Georgia
First Federal Savings and Loan Assn. of Lakewood	Mortgage Center, LLC	United Bank Mortgage Corporation
First Keystone Bank	Mortgage Clearing Corporation	Vantium Capital, Inc.
First National Bank of Grant Park	National City Bank	Verity Credit Union
Franklin Credit Management Corporation	Nationstar Mortgage LLC	Wachovia Mortgage, FSB <sup>3</sup>
Fresno County Federal Credit Union	Oakland Municipal Credit Union	Wells Fargo Bank, NA
Glass City Federal Credit Union	Ocwen Financial Corporation, Inc.	Wescom Central Credit Union
Glenview State Bank	OneWest Bank	Yadkin Valley Bank
GMAC Mortgage, Inc.	ORNL Federal Credit Union	
Golden Plains Credit Union	Park View Federal Savings Bank	

<sup>1</sup> Bank of America, NA includes Bank of America, NA, BAC Home Loans Servicing LP, Home Loan Services and Wilshire Credit Corporation.

<sup>2</sup> J.P. Morgan Chase Bank, NA includes EMC Mortgage Corporation.

<sup>3</sup> Wachovia Mortgage FSB includes Wachovia Bank NA.

**Appendix 3**

**Financial Statement**

United States Department of Treasury  
Office of Financial Stability  
Troubled Asset Relief Program

Report of Administrative Obligations and Expenditures [Section 105(a)(2)]

	Budget Object Class (BOC)	Budget Object Class Title	For Period Ending March 31, 2010		For Period Ending April 30, 2010	
			Obligations	Expenditures	Projected Obligations	Projected Expenditures
PERSONNEL SERVICES	1100 & 1200	PERSONNEL COMPENSATION & BENEFITS	\$ 29,595,486	\$ 29,126,778	\$ 32,192,000	\$ 31,670,000
<b>PERSONNEL SERVICES Total:</b>			<b>\$ 29,595,486</b>	<b>\$ 29,126,778</b>	<b>\$ 32,192,000</b>	<b>\$ 31,670,000</b>
NON-PERSONNEL SERVICES	2100	TRAVEL & TRANSPORTATION OF PERSONS	\$ 573,418	\$ 531,878	\$ 624,000	\$ 580,000
	2200	TRANSPORTATION OF THINGS	11,960	11,960	12,000	12,000
	2300	RENTS, COMMUNICATIONS, UTILITIES & MISC CHARGES	669,885	545,485	670,000	555,000
	2400	PRINTING & REPRODUCTION	395	395	400	400
	2500	OTHER SERVICES	91,165,716	62,011,503	94,433,000	66,598,000
	2600	SUPPLIES AND MATERIALS	349,899	341,435	366,000	359,000
	3100	EQUIPMENT	232,054	222,675	232,000	223,000
	3200	LAND & STRUCTURES	-	-	-	-
	4300	INTEREST & DIVIDENDS	13	13	13	13
<b>NON-PERSONNEL SERVICES Total:</b>			<b>\$ 93,003,340</b>	<b>\$ 63,665,344</b>	<b>\$ 96,337,413</b>	<b>\$ 68,327,413</b>
<b>GRAND TOTAL:</b>			<b>\$122,598,826</b>	<b>92,792,122</b>	<b>\$ 128,529,413</b>	<b>\$ 99,997,413</b>

U.S. Treasury Department  
Office of Financial Stability

Troubled Asset Relief Program

Agreements Under TARP [Section 105(a)(3)(A)]

For Period Ending March 31, 2010

Date Approved or Renewed	Type of Transaction	Vendor	Purpose
10/10/2008	BPA	Simpson, Thacher & Bartlett	Legal Services
10/11/2008	BPA	EnnisKnupp	Investment and Advisory Services
10/14/2008	Financial Agent	Bank of New York Mellon	Custodian and Cash Management
10/16/2008	BPA	PricewaterhouseCoopers	Internal Control Services
10/18/2008	BPA	Ernst & Young	Accounting Services
10/23/2008	IAA	GSA - Turner Consulting*	Archiving Services
10/29/2008	BPA	Hughes Hubbard & Reed	Legal Services
10/29/2008	BPA	Squire Sanders & Dempsey	Legal Services
10/31/2008	Contract	Lindholm & Associates*	Human Resources Services
11/7/2008	BPA	Thacher Proffitt & Wood**	Legal Services
11/14/2008	IAA	Securities and Exchange Commission	Detailees
11/14/2008	Procurement	CSC Systems and Solutions	IT Services
12/3/2008	IAA	Trade and Tax Bureau - Treasury	IT Services
12/5/2008	IAA	Department of Housing and Urban Development	Detailees
12/5/2008	Procurement	Washington Post	Vacancy Announcement
12/10/2008	BPA	Thacher Proffitt & Wood**	Legal Services
12/12/2008	IAA	Pension Benefit Guaranty Corp.	Legal Services
12/15/2008	IAA	Office of Thrift Supervision	Detailees
12/24/2008	Procurement	Cushman and Wakefield of VA, Inc.	Painting
1/6/2009	IAA	Office of the Controller of the Currency	Detailees
1/6/2009	IAA	State Department	Detailees
1/7/2009	Procurement	Colonial Parking	Parking
1/9/2009	IAA	Internal Revenue Service	Detailees
1/27/2009	BPA	Cadwalader Wickersham & Taft, LLP	Legal Services
1/27/2009	Procurement	Whitaker Brothers Bus. Machines*	Office Machines
2/2/2009	IAA	Government Accountability Office	Oversight
2/9/2009	Contract	Pat Taylor and Associates, Inc*	Temporary Employee Services
2/12/2009	Contract	Locke Lord Bissell & Lidell LLP	Legal Services
2/18/2009	Financial Agent	Freddie Mac	Homeownership Program
2/18/2009	Financial Agent	Fannie Mae	Homeownership Program
2/20/2009	IAA	Congressional Oversight Panel	Oversight
2/20/2009	Contract	Simpson, Thacher & Bartlett	Legal Services
2/22/2009	Contract	Venable LLP	Legal Services
3/6/2009	Contract	Boston Consulting Group	Management Consulting Support
3/16/2009	Financial Agent	EARNEST Partners	Asset Management Services
3/23/2009	Procurement	Heery International Inc.	Architects
3/30/2009	Contract	McKee Nelson, LLP***	Legal Services
3/30/2009	Contract	Sonnenschein Nath & Rosenthal	Legal Services
3/30/2009	Contract	Cadwalader Wickersham & Taft, LLP	Legal Services
3/30/2009	Contract	Haynes and Boone LLP	Legal Services
3/31/2009	BPA	FI Consulting*	Modeling and Analysis
4/3/2009	Procurement	American Furniture Rentals*	Office Furniture
4/17/2009	Procurement	Herman Miller	Office Furniture
4/17/2009	IAA	Bureau of Printing and Engraving	Detailee
4/21/2009	Financial Agent	AllianceBernstein	Asset Management Services
4/21/2009	Financial Agent	FSI Group	Asset Management Services
4/21/2009	Financial Agent	Piedmont Investment Advisors	Asset Management Services
5/4/2009	IAA	Federal Reserve	Detailee
5/14/2009	Contract	Phacil*	FOIA Services
5/14/2009	IAA	Department of Treasury - US Mint	Administrative Support
5/22/2009	IAA	Department of Justice - ATF	Detailee
5/26/2009	Contract	Anderson, McCoy & Orta, LLP*	Legal Services
5/26/2009	Contract	Simpson, Thacher & Bartlett	Legal Services
6/5/2009	Contract	Department of Treasury - Internal Revenue Service	Administrative Support
6/8/2009	IAA	Department of Treasury - Financial Management Service	Administrative Support
6/29/2009	IAA	Department of Interior	Administrative Support
7/15/2009	Contract	Judicial Watch	Legal Advisory
7/17/2009	Contract	Korn Ferry International	Administrative Support
7/30/2009	Contract	Cadwalader Wickersham & Taft, LLP	Legal Advisory
7/30/2009	Contract	Debevoise & Plimpton, LLP	Legal Advisory
7/30/2009	Contract	Fox Hefter Swibel Levin & Carol, LLP	Legal Advisory
8/11/2009	IAA	NASA	Detailee
8/18/2009	Contract	Mercer, Inc.	Administrative Support
9/2/2009	Contract	Knowledge Mosaic Inc.*	Administrative Support
9/10/2009	Contract	Equilar, Inc.*	Administrative Support
9/14/2009	Contract	PricewaterhouseCoopers	Asset Management Services
9/30/2009	Contract	SNL Financial LC	Financial Advisory
12/8/2009	BPA	Anderson, McCoy & Orta, LLP*	Legal Services
12/22/2009	Financial Agent	Avondale Investments, LLC*	Financial Advisory
12/22/2009	Financial Agent	Bell Rock Capital, LLC*	Financial Advisory
12/22/2009	Financial Agent	Howe Barnes Hoefler and Arnett, Inc.	Financial Advisory
12/22/2009	Financial Agent	KBW Asset Management, Inc.	Financial Advisory
12/22/2009	Financial Agent	Lombardia Capital Partners, LLC*	Financial Advisory
12/22/2009	Financial Agent	Paradigm Asset Management, LLC*	Financial Advisory
1/4/2010	IAA	Federal Maritime Commission	Detailee
1/15/2010	Contract	Association of Government Accountants	Administrative Support
1/29/2010	Contract	NNA Inc.	Administrative Support
2/16/2010	Contract	The MITRE Corporation	Administrative Support

\* Small or Women-, or Minority-Owned Small Business

\*\*Contract responsibilities assumed by Sonnenschein Nath & Rosenthal via novation.

\*\*\*Contract responsibilities assumed by Bingham McCutchen, LLP via novation.

**U.S. Treasury Department  
Office of Financial Stability**

**Troubled Asset Relief Program**

**Insurance Contracts [Section 105(a)(3)(B)]**

**For Period Ending March 31, 2010**

Name	Amount
------	--------

---

Termination of the \$5,000,000,000 Master Agreement between Citigroup and the UST, and FDIC occurred on December 23, 2009 due to the improvement of Citigroup's financial condition and financial market stability.

U.S. Treasury Department  
Office of Financial Stability

Troubled Asset Relief Program

Transactions Report [Section 105(3)(C, D, G)]

For Period Ending March 31, 2010

CAPITAL PURCHASE PROGRAM

Footnote	Purchase Date	Seller			Purchase Details			Capital Repayment Details		Treasury Investment Remaining After Capital Repayment		Final Disposition		
		Name of Institution	City	State	Investment Description	Investment Amount	Pricing Mechanism	Capital Repayment Date	Capital Repayment Amount (Loss) <sup>6</sup>	Remaining Capital Amount	Remaining Investment Description	Final Disposition Date	Disposition Investment Description	Final Disposition Proceeds
1b	10/28/2008	Bank of America Corporation	Charlotte	NC	Preferred Stock w/ Warrants	\$ 15,000,000,000	Par	12/9/2009 <sup>4</sup>	\$ 15,000,000,000	\$ 0	Warrants	3/3/2010	Warrants <sup>1b</sup>	A \$ 186,342,969
	10/28/2008	The Bank of New York Mellon Corporation	New York	NY	Preferred Stock w/ Warrants	\$ 3,000,000,000	Par	6/17/2009 <sup>4</sup>	\$ 3,000,000,000	\$ 0	Warrants	8/5/2009	Warrants	R \$ 136,000,000
11	10/28/2008	Citigroup Inc.	New York	NY	Common Stock w/ Warrants	\$ 25,000,000,000	Par							
	10/28/2008	The Goldman Sachs Group, Inc.	New York	NY	Preferred Stock w/ Warrants	\$ 10,000,000,000	Par	6/17/2009 <sup>4</sup>	\$ 10,000,000,000	\$ 0	Warrants	7/22/2009	Warrants	R \$ 1,100,000,000
	10/28/2008	JPMorgan Chase & Co.	New York	NY	Preferred Stock w/ Warrants	\$ 25,000,000,000	Par	6/17/2009 <sup>4</sup>	\$ 25,000,000,000	\$ 0	Warrants	12/10/2009	Warrants	A \$ 950,318,243
	10/28/2008	Morgan Stanley	New York	NY	Preferred Stock w/ Warrants	\$ 10,000,000,000	Par	6/17/2009 <sup>4</sup>	\$ 10,000,000,000	\$ 0	Warrants	8/12/2009	Warrants	R \$ 950,000,000
	10/28/2008	State Street Corporation	Boston	MA	Preferred Stock w/ Warrants	\$ 2,000,000,000	Par	6/17/2009 <sup>5</sup>	\$ 2,000,000,000	\$ 0	Warrants	7/8/2009	Warrants <sup>9</sup>	R \$ 60,000,000
	10/28/2008	Wells Fargo & Company	San Francisco	CA	Preferred Stock w/ Warrants	\$ 25,000,000,000	Par	12/23/2009 <sup>4</sup>	\$ 25,000,000,000	\$ 0	Warrants			
	11/14/2008	Bank of Commerce Holdings	Redding	CA	Preferred Stock w/ Warrants	\$ 17,000,000	Par							
	11/14/2008	1st FS Corporation	Hendersonville	NC	Preferred Stock w/ Warrants	\$ 16,369,000	Par							
14	11/14/2008	UCBH Holdings, Inc.	San Francisco	CA	Preferred Stock w/ Warrants	\$ 298,737,000	Par							
	11/14/2008	Northern Trust Corporation	Chicago	IL	Preferred Stock w/ Warrants	\$ 1,576,000,000	Par	6/17/2009 <sup>4</sup>	\$ 1,576,000,000	\$ 0	Warrants	8/26/2009	Warrants	R \$ 87,000,000
	11/14/2008	SunTrust Banks, Inc.	Atlanta	GA	Preferred Stock w/ Warrants	\$ 3,500,000,000	Par							
3a - 11/24/2009	11/14/2008	Broadway Financial Corporation	Los Angeles	CA	Preferred Stock	\$ 9,000,000	Par							
	11/14/2008	Washington Federal, Inc.	Seattle	WA	Preferred Stock w/ Warrants	\$ 200,000,000	Par	5/27/2009 <sup>4</sup>	\$ 200,000,000	\$ 0	Warrants	3/9/2010	Warrants	A \$ 15,623,222
	11/14/2008	BB&T Corp.	Winston-Salem	NC	Preferred Stock w/ Warrants	\$ 3,133,640,000	Par	6/17/2009 <sup>4</sup>	\$ 3,133,640,000	\$ 0	Warrants	7/22/2009	Warrants	R \$ 67,010,402
	11/14/2008	M&T Bank Corporation (Provident Bancshares Corp.)	Baltimore	MD	Preferred Stock w/ Warrants	\$ 151,500,000	Par							
	11/14/2008	Umpqua Holdings Corp.	Portland	OR	Preferred Stock w/ Warrants	\$ 214,181,000	Par	2/17/2010 <sup>5</sup>	\$ 214,181,000	\$ 0	Warrants	3/31/2010	Warrants <sup>9</sup>	R \$ 4,500,000
	11/14/2008	Comerica Inc.	Dallas	TX	Preferred Stock w/ Warrants	\$ 2,250,000,000	Par	3/17/2010 <sup>4</sup>	\$ 2,250,000,000	\$ 0	Warrants			
	11/14/2008	Regions Financial Corporation	Birmingham	AL	Preferred Stock w/ Warrants	\$ 3,500,000,000	Par							
	11/14/2008	Capital One Financial Corporation	McLean	VA	Preferred Stock w/ Warrants	\$ 3,555,199,000	Par	6/17/2009 <sup>4</sup>	\$ 3,555,199,000	\$ 0	Warrants	12/3/2009	Warrants	A \$148,731,030
	11/14/2008	First Horizon National Corporation	Memphis	TN	Preferred Stock w/ Warrants	\$ 866,540,000	Par							
	11/14/2008	Huntington Bancshares	Columbus	OH	Preferred Stock w/ Warrants	\$ 1,398,071,000	Par							
	11/14/2008	KeyCorp	Cleveland	OH	Preferred Stock w/ Warrants	\$ 2,500,000,000	Par							
	11/14/2008	Valley National Bancorp	Wayne	NJ	Preferred Stock w/ Warrants	\$ 300,000,000	Par	6/3/2009 <sup>4</sup>	\$ 75,000,000	\$ 225,000,000	Preferred Stock w/ Warrants			
								9/23/2009 <sup>4</sup>	\$ 125,000,000	\$ 100,000,000	Preferred Stock w/ Warrants			
								12/23/2009 <sup>4</sup>	\$ 100,000,000	\$ 0	Warrants			
	11/14/2008	Zions Bancorporation	Salt Lake City	UT	Preferred Stock w/ Warrants	\$ 1,400,000,000	Par							
	11/14/2008	Marshall & Ilsley Corporation	Milwaukee	WI	Preferred Stock w/ Warrants	\$ 1,715,000,000	Par							
	11/14/2008	U.S. Bancorp	Minneapolis	MN	Preferred Stock w/ Warrants	\$ 6,599,000,000	Par	6/17/2009 <sup>4</sup>	\$ 6,599,000,000	\$ 0	Warrants	7/15/2009	Warrants	R \$ 139,000,000
	11/14/2008	TCF Financial Corporation	Wayzata	MN	Preferred Stock w/ Warrants	\$ 361,172,000	Par	4/22/2009 <sup>4</sup>	\$ 361,172,000	\$ 0	Warrants	12/15/2009	Warrants	A \$ 9,599,964
	11/21/2008	First Niagara Financial Group	Lockport	NY	Preferred Stock w/ Warrants	\$ 184,011,000	Par	5/27/2009 <sup>5</sup>	\$ 184,011,000	\$ 0	Warrants	6/24/2009	Warrants <sup>9</sup>	R \$ 2,700,000
	11/21/2008	HF Financial Corp.	Sioux Falls	SD	Preferred Stock w/ Warrants	\$ 25,000,000	Par	6/3/2009 <sup>4</sup>	\$ 25,000,000	\$ 0	Warrants	6/30/2009	Warrants	R \$ 650,000
	11/21/2008	Centerstate Banks of Florida Inc.	Davenport	FL	Preferred Stock w/ Warrants	\$ 27,875,000	Par	9/30/2009 <sup>5</sup>	\$ 27,875,000	\$ 0	Warrants	10/28/2009	Warrants <sup>9</sup>	R \$ 212,000
	11/21/2008	City National Corporation	Beverly Hills	CA	Preferred Stock w/ Warrants	\$ 400,000,000	Par	12/30/2009 <sup>4</sup>	\$ 200,000,000	\$ 200,000,000	Preferred Stock w/ Warrants			
								3/3/2010 <sup>4</sup>	\$ 200,000,000	\$ 0	Warrants			
	11/21/2008	First Community Bankshares Inc.	Bluefield	VA	Preferred Stock w/ Warrants	\$ 41,500,000	Par	7/8/2009 <sup>5</sup>	\$ 41,500,000	\$ 0	Warrants			
	11/21/2008	Western Alliance Bancorporation	Las Vegas	NV	Preferred Stock w/ Warrants	\$ 140,000,000	Par							
	11/21/2008	Webster Financial Corporation	Waterbury	CT	Preferred Stock w/ Warrants	\$ 400,000,000	Par	3/3/2010 <sup>4</sup>	\$ 100,000,000	\$ 300,000,000	Preferred Stock w/ Warrants			
	11/21/2008	Pacific Capital Bancorp	Santa Barbara	CA	Preferred Stock w/ Warrants	\$ 180,634,000	Par							
	11/21/2008	Heritage Commerce Corp.	San Jose	CA	Preferred Stock w/ Warrants	\$ 40,000,000	Par							
	11/21/2008	Ameris Bancorp	Moultrie	GA	Preferred Stock w/ Warrants	\$ 52,000,000	Par							
	11/21/2008	Porter Bancorp Inc.	Louisville	KY	Preferred Stock w/ Warrants	\$ 35,000,000	Par							
	11/21/2008	Banner Corporation	Walla Walla	WA	Preferred Stock w/ Warrants	\$ 124,000,000	Par							
	11/21/2008	Cascade Financial Corporation	Everett	WA	Preferred Stock w/ Warrants	\$ 38,970,000	Par							
	11/21/2008	Columbia Banking System, Inc.	Tacoma	WA	Preferred Stock w/ Warrants	\$ 76,898,000	Par							



Footnote	Purchase Date	Seller			Purchase Details			Capital Repayment Details		Treasury Investment Remaining After Capital Repayment		Final Disposition		
		Name of Institution	City	State	Investment Description	Investment Amount	Pricing Mechanism	Capital Repayment Date	Capital Repayment Amount (Loss) <sup>6</sup>	Remaining Capital Amount	Remaining Investment Description	Final Disposition Date	Disposition Investment Description	Final Disposition Proceeds
	11/21/2008	Heritage Financial Corporation	Olympia	WA	Preferred Stock w/ Warrants	\$ 24,000,000	Par							
	11/21/2008	First PacTrust Bancorp, Inc.	Chula Vista	CA	Preferred Stock w/ Warrants	\$ 19,300,000	Par							
	11/21/2008	Severn Bancorp, Inc.	Annapolis	MD	Preferred Stock w/ Warrants	\$ 23,393,000	Par							
	11/21/2008	Boston Private Financial Holdings, Inc.	Boston	MA	Preferred Stock w/ Warrants	\$ 154,000,000	Par	1/13/2010 <sup>4</sup>	\$ 50,000,000	\$ 104,000,000	Preferred Stock w/ Warrants			
	11/21/2008	Associated Banc-Corp	Green Bay	WI	Preferred Stock w/ Warrants	\$ 525,000,000	Par							
	11/21/2008	Trustmark Corporation	Jackson	MS	Preferred Stock w/ Warrants	\$ 215,000,000	Par	12/9/2009 <sup>4</sup>	\$ 215,000,000	\$ 0	Warrants	12/30/2009	Warrants	R \$ 10,000,000
	11/21/2008	First Community Corporation	Lexington	SC	Preferred Stock w/ Warrants	\$ 11,350,000	Par							
	11/21/2008	Taylor Capital Group	Rosemont	IL	Preferred Stock w/ Warrants	\$ 104,823,000	Par							
	11/21/2008	Nara Bancorp, Inc.	Los Angeles	CA	Preferred Stock w/ Warrants	\$ 67,000,000	Par							
20	12/5/2008	Midwest Banc Holdings, Inc.	Melrose Park	IL	Mandatory Convertible Preferred Stock w/ Warrants	\$ 89,388,000	Par							
	12/5/2008	MB Financial Inc.	Chicago	IL	Preferred Stock w/ Warrants	\$ 196,000,000	Par							
	12/5/2008	First Midwest Bancorp, Inc.	Itasca	IL	Preferred Stock w/ Warrants	\$ 193,000,000	Par							
	12/5/2008	United Community Banks, Inc.	Blairsville	GA	Preferred Stock w/ Warrants	\$ 180,000,000	Par							
	12/5/2008	WesBanco, Inc.	Wheeling	WV	Preferred Stock w/ Warrants	\$ 75,000,000	Par	9/9/2009 <sup>4</sup>	\$ 75,000,000	\$ 0	Warrants	12/23/2009	Warrants	R \$ 950,000
	12/5/2008	Encore Bancshares Inc.	Houston	TX	Preferred Stock w/ Warrants	\$ 34,000,000	Par							
	12/5/2008	Manhattan Bancorp	El Segundo	CA	Preferred Stock w/ Warrants	\$ 1,700,000	Par	9/16/2009 <sup>4</sup>	\$ 1,700,000	\$ 0	Warrants	10/14/2009	Warrants	R \$ 63,364
	12/5/2008	Iberiabank Corporation	Lafayette	LA	Preferred Stock w/ Warrants	\$ 90,000,000	Par	3/31/2009 <sup>5</sup>	\$ 90,000,000	\$ 0	Warrants	5/20/2009	Warrants <sup>9</sup>	R \$ 1,200,000
	12/5/2008	Eagle Bancorp, Inc.	Bethesda	MD	Preferred Stock w/ Warrants	\$ 38,235,000	Par	12/23/2009 <sup>5</sup>	\$ 15,000,000	\$ 23,235,000	Preferred Stock w/ Warrants			
	12/5/2008	Sandy Spring Bancorp, Inc.	Olney	MD	Preferred Stock w/ Warrants	\$ 83,094,000	Par							
	12/5/2008	Coastal Banking Company, Inc.	Fernandina Beach	FL	Preferred Stock w/ Warrants	\$ 9,950,000	Par							
	12/5/2008	East West Bancorp	Pasadena	CA	Preferred Stock w/ Warrants	\$ 306,546,000	Par							
	12/5/2008	South Financial Group, Inc.	Greenville	SC	Preferred Stock w/ Warrants	\$ 347,000,000	Par							
	12/5/2008	Great Southern Bancorp	Springfield	MO	Preferred Stock w/ Warrants	\$ 58,000,000	Par							
	12/5/2008	Cathay General Bancorp	Los Angeles	CA	Preferred Stock w/ Warrants	\$ 258,000,000	Par							
	12/5/2008	Southern Community Financial Corp.	Winston-Salem	NC	Preferred Stock w/ Warrants	\$ 42,750,000	Par							
	12/5/2008	CVB Financial Corp	Ontario	CA	Preferred Stock w/ Warrants	\$ 130,000,000	Par	8/26/2009 <sup>4</sup>	\$ 97,500,000	\$ 32,500,000	Preferred Stock w/ Warrants	10/28/2009	Warrants <sup>9</sup>	R \$ 1,307,000
	12/5/2008	First Defiance Financial Corp.	Defiance	OH	Preferred Stock w/ Warrants	\$ 37,000,000	Par	9/2/2009 <sup>4</sup>	\$ 32,500,000	\$ 0	Warrants			
	12/5/2008	First Financial Holdings Inc.	Charleston	SC	Preferred Stock w/ Warrants	\$ 65,000,000	Par							
17	12/5/2008	Superior Bancorp Inc.	Birmingham	AL	Trust Preferred Securities w/ Warrants	\$ 69,000,000	Par							
	12/5/2008	Southwest Bancorp, Inc.	Stillwater	OK	Preferred Stock w/ Warrants	\$ 70,000,000	Par							
12	12/5/2008	Popular, Inc.	San Juan	PR	Trust Preferred Securities w/ Warrants	\$ 935,000,000	Par							
	12/5/2008	Blue Valley Ban Corp	Overland Park	KS	Preferred Stock w/ Warrants	\$ 21,750,000	Par							
	12/5/2008	Central Federal Corporation	Fairlawn	OH	Preferred Stock w/ Warrants	\$ 7,225,000	Par							
	12/5/2008	Bank of Marin Bancorp	Novato	CA	Preferred Stock w/ Warrants	\$ 28,000,000	Par	3/31/2009 <sup>4</sup>	\$ 28,000,000	\$ 0	Warrants			
	12/5/2008	BNC Bancorp	Thomasville	NC	Preferred Stock w/ Warrants	\$ 31,260,000	Par							
	12/5/2008	Central Bancorp, Inc.	Somerville	MA	Preferred Stock w/ Warrants	\$ 10,000,000	Par							
	12/5/2008	Southern Missouri Bancorp, Inc.	Poplar Bluff	MO	Preferred Stock w/ Warrants	\$ 9,550,000	Par							
	12/5/2008	State Bancorp, Inc.	Jericho	NY	Preferred Stock w/ Warrants	\$ 36,842,000	Par							
	12/5/2008	TIB Financial Corp	Naples	FL	Preferred Stock w/ Warrants	\$ 37,000,000	Par							
	12/5/2008	Unity Bancorp, Inc.	Clinton	NJ	Preferred Stock w/ Warrants	\$ 20,649,000	Par							
	12/5/2008	Old Line Bancshares, Inc.	Bowie	MD	Preferred Stock w/ Warrants	\$ 7,000,000	Par	7/15/2009 <sup>4</sup>	\$ 7,000,000	\$ 0	Warrants	9/2/2009	Warrants	R \$ 225,000
	12/5/2008	FPB Bancorp, Inc.	Port St. Lucie	FL	Preferred Stock w/ Warrants	\$ 5,800,000	Par							
	12/5/2008	Sterling Financial Corporation	Spokane	WA	Preferred Stock w/ Warrants	\$ 303,000,000	Par							
	12/5/2008	Oak Valley Bancorp	Oakdale	CA	Preferred Stock w/ Warrants	\$ 13,500,000	Par							
	12/12/2008	Old National Bancorp	Evansville	IN	Preferred Stock w/ Warrants	\$ 100,000,000	Par	3/31/2009 <sup>4</sup>	\$ 100,000,000	\$ 0	Warrants	5/8/2009	Warrants	R \$ 1,200,000
	12/12/2008	Capital Bank Corporation	Raleigh	NC	Preferred Stock w/ Warrants	\$ 41,279,000	Par							
	12/12/2008	Pacific International Bancorp	Seattle	WA	Preferred Stock w/ Warrants	\$ 6,500,000	Par							
	12/12/2008	SVB Financial Group	Santa Clara	CA	Preferred Stock w/ Warrants	\$ 235,000,000	Par	12/23/2009 <sup>5</sup>	\$ 235,000,000	\$ 0	Warrants			
	12/12/2008	LNB Bancorp Inc.	Lorain	OH	Preferred Stock w/ Warrants	\$ 25,223,000	Par							
	12/12/2008	Wilmington Trust Corporation	Wilmington	DE	Preferred Stock w/ Warrants	\$ 330,000,000	Par							
	12/12/2008	Susquehanna Bancshares, Inc	Lititz	PA	Preferred Stock w/ Warrants	\$ 300,000,000	Par							
	12/12/2008	Signature Bank	New York	NY	Preferred Stock w/ Warrants	\$ 120,000,000	Par	3/31/2009 <sup>4</sup>	\$ 120,000,000	\$ 0	Warrants	3/10/2010	Warrants	A \$ 11,320,751
	12/12/2008	HopFed Bancorp	Hopkinsville	KY	Preferred Stock w/ Warrants	\$ 18,400,000	Par							
	12/12/2008	Citizens Republic Bancorp, Inc.	Flint	MI	Preferred Stock w/ Warrants	\$ 300,000,000	Par							
	12/12/2008	Indiana Community Bancorp	Columbus	IN	Preferred Stock w/ Warrants	\$ 21,500,000	Par							
	12/12/2008	Bank of the Ozarks, Inc.	Little Rock	AR	Preferred Stock w/ Warrants	\$ 75,000,000	Par	11/4/2009 <sup>4</sup>	\$ 75,000,000	\$ 0	Warrants	11/24/2009	Warrants	R \$ 2,650,000

Footnote	Purchase Date	Seller			Purchase Details			Capital Repayment Details		Treasury Investment Remaining After Capital Repayment		Final Disposition		
		Name of Institution	City	State	Investment Description	Investment Amount	Pricing Mechanism	Capital Repayment Date	Capital Repayment Amount (Loss) <sup>6</sup>	Remaining Capital Amount	Remaining Investment Description	Final Disposition Date	Disposition Investment Description	Final Disposition Proceeds
	12/12/2008	Center Financial Corporation	Los Angeles	CA	Preferred Stock w/ Warrants	\$ 55,000,000	Par							
	12/12/2008	NewBridge Bancorp	Greensboro	NC	Preferred Stock w/ Warrants	\$ 52,372,000	Par							
	12/12/2008	Sterling Bancshares, Inc.	Houston	TX	Preferred Stock w/ Warrants	\$ 125,198,000	Par	5/5/2009 <sup>4</sup>	\$ 125,198,000	\$ 0	Warrants			
	12/12/2008	The Bancorp, Inc.	Wilmington	DE	Preferred Stock w/ Warrants	\$ 45,220,000	Par	3/10/2010 <sup>5</sup>	\$ 45,220,000	\$ 0	Warrants			
	12/12/2008	TowneBank	Portsmouth	VA	Preferred Stock w/ Warrants	\$ 76,458,000	Par							
	12/12/2008	Wilshire Bancorp, Inc.	Los Angeles	CA	Preferred Stock w/ Warrants	\$ 62,158,000	Par							
	12/12/2008	Valley Financial Corporation	Roanoke	VA	Preferred Stock w/ Warrants	\$ 16,019,000	Par							
	12/12/2008	Independent Bank Corporation	Ionia	MI	Preferred Stock w/ Warrants	\$ 72,000,000	Par							
	12/12/2008	Pinnacle Financial Partners, Inc.	Nashville	TN	Preferred Stock w/ Warrants	\$ 95,000,000	Par							
	12/12/2008	First Litchfield Financial Corporation	Litchfield	CT	Preferred Stock w/ Warrants	\$ 10,000,000	Par							
	12/12/2008	National Penn Bancshares, Inc.	Boyetown	PA	Preferred Stock w/ Warrants	\$ 150,000,000	Par							
	12/12/2008	Northeast Bancorp	Lewiston	ME	Preferred Stock w/ Warrants	\$ 4,227,000	Par							
	12/12/2008	Citizens South Banking Corporation	Gastonia	NC	Preferred Stock w/ Warrants	\$ 20,500,000	Par							
	12/12/2008	Virginia Commerce Bancorp	Arlington	VA	Preferred Stock w/ Warrants	\$ 71,000,000	Par							
	12/12/2008	Fidelity Bancorp, Inc.	Pittsburgh	PA	Preferred Stock w/ Warrants	\$ 7,000,000	Par							
	12/12/2008	LSB Corporation	North Andover	MA	Preferred Stock w/ Warrants	\$ 15,000,000	Par	11/18/2009 <sup>4</sup>	\$ 15,000,000	\$ 0	Warrants	12/16/2009	Warrants	R \$ 560,000
	12/19/2008	Intermountain Community Bancorp	Sandpoint	ID	Preferred Stock w/ Warrants	\$ 27,000,000	Par							
	12/19/2008	Community West Bancshares	Goleta	CA	Preferred Stock w/ Warrants	\$ 15,600,000	Par							
	12/19/2008	Synovus Financial Corp.	Columbus	GA	Preferred Stock w/ Warrants	\$ 967,870,000	Par							
	12/19/2008	Tennessee Commerce Bancorp, Inc.	Franklin	TN	Preferred Stock w/ Warrants	\$ 30,000,000	Par							
	12/19/2008	Community Bankers Trust Corporation	Glen Allen	VA	Preferred Stock w/ Warrants	\$ 17,680,000	Par							
	12/19/2008	BancTrust Financial Group, Inc.	Mobile	AL	Preferred Stock w/ Warrants	\$ 50,000,000	Par							
	12/19/2008	Enterprise Financial Services Corp.	St. Louis	MO	Preferred Stock w/ Warrants	\$ 35,000,000	Par							
	12/19/2008	Mid Penn Bancorp, Inc.	Millersburg	PA	Preferred Stock w/ Warrants	\$ 10,000,000	Par							
	12/19/2008	Summit State Bank	Santa Rosa	CA	Preferred Stock w/ Warrants	\$ 8,500,000	Par							
	12/19/2008	VIST Financial Corp.	Wyomissing	PA	Preferred Stock w/ Warrants	\$ 25,000,000	Par							
	12/19/2008	Wainwright Bank & Trust Company	Boston	MA	Preferred Stock w/ Warrants	\$ 22,000,000	Par	11/24/2009 <sup>4</sup>	\$ 22,000,000	\$ 0	Warrants	12/16/2009	Warrants	R \$ 568,700
	12/19/2008	Whitney Holding Corporation	New Orleans	LA	Preferred Stock w/ Warrants	\$ 300,000,000	Par							
	12/19/2008	The Connecticut Bank and Trust Company	Hartford	CT	Preferred Stock w/ Warrants	\$ 5,448,000	Par							
	12/19/2008	CoBiz Financial Inc.	Denver	CO	Preferred Stock w/ Warrants	\$ 64,450,000	Par							
	12/19/2008	Santa Lucia Bancorp	Atascadero	CA	Preferred Stock w/ Warrants	\$ 4,000,000	Par							
	12/19/2008	Seacoast Banking Corporation of Florida	Stuart	FL	Preferred Stock w/ Warrants	\$ 50,000,000	Par							
	12/19/2008	Horizon Bancorp	Michigan City	IN	Preferred Stock w/ Warrants	\$ 25,000,000	Par							
	12/19/2008	Fidelity Southern Corporation	Atlanta	GA	Preferred Stock w/ Warrants	\$ 48,200,000	Par							
	12/19/2008	Community Financial Corporation	Staunton	VA	Preferred Stock w/ Warrants	\$ 12,643,000	Par							
	12/19/2008	Berkshire Hills Bancorp, Inc.	Pittsfield	MA	Preferred Stock w/ Warrants	\$ 40,000,000	Par	5/27/2009 <sup>4</sup>	\$ 40,000,000	\$ 0	Warrants	6/24/2009	Warrants	R \$ 1,040,000
	12/19/2008	First California Financial Group, Inc.	Westlake Village	CA	Preferred Stock w/ Warrants	\$ 25,000,000	Par							
	12/19/2008	AmeriServ Financial, Inc.	Johnstown	PA	Preferred Stock w/ Warrants	\$ 21,000,000	Par							
	12/19/2008	Security Federal Corporation	Aiken	SC	Preferred Stock w/ Warrants	\$ 18,000,000	Par							
	12/19/2008	Wintrust Financial Corporation	Lake Forest	IL	Preferred Stock w/ Warrants	\$ 250,000,000	Par							
	12/19/2008	Flushing Financial Corporation	Lake Success	NY	Preferred Stock w/ Warrants	\$ 70,000,000	Par	10/28/2009 <sup>5</sup>	\$ 70,000,000	\$ 0	Warrants	12/30/2009	Warrants	<sup>9</sup> R \$ 900,000
	12/19/2008	Monarch Financial Holdings, Inc.	Chesapeake	VA	Preferred Stock w/ Warrants	\$ 14,700,000	Par	12/23/2009 <sup>5</sup>	\$ 14,700,000	\$ 0	Warrants	2/10/2010	Warrants	<sup>9</sup> R \$ 260,000
	12/19/2008	StellarOne Corporation	Charlottesville	VA	Preferred Stock w/ Warrants	\$ 30,000,000	Par							
18	12/19/2008	Union First Market Bankshares Corporation (Union Bankshares Corporation)	Bowling Green	VA	Preferred Stock w/ Warrants	\$ 59,000,000	Par	11/18/2009 <sup>5</sup>	\$ 59,000,000	\$ 0	Warrants	12/23/2009	Warrants	<sup>9</sup> R \$ 450,000
	12/19/2008	Tidelands Bancshares, Inc.	Mt. Pleasant	SC	Preferred Stock w/ Warrants	\$ 14,448,000	Par							
	12/19/2008	Bancorp Rhode Island, Inc.	Providence	RI	Preferred Stock w/ Warrants	\$ 30,000,000	Par	8/5/2009 <sup>4</sup>	\$ 30,000,000	\$ 0	Warrants	9/30/2009	Warrants	R \$ 1,400,000
	12/19/2008	Hawthorn Bancshares, Inc.	Lee's Summit	MO	Preferred Stock w/ Warrants	\$ 30,255,000	Par							
	12/19/2008	The Elmira Savings Bank, FSB	Elmira	NY	Preferred Stock w/ Warrants	\$ 9,090,000	Par							
	12/19/2008	Alliance Financial Corporation	Syracuse	NY	Preferred Stock w/ Warrants	\$ 26,918,000	Par	5/13/2009 <sup>4</sup>	\$ 26,918,000	\$ 0	Warrants	6/17/2009	Warrants	R \$ 900,000
	12/19/2008	Heartland Financial USA, Inc.	Dubuque	IA	Preferred Stock w/ Warrants	\$ 81,698,000	Par							
	12/19/2008	Citizens First Corporation	Bowling Green	KY	Preferred Stock w/ Warrants	\$ 8,779,000	Par							
2	12/19/2008	FFW Corporation	Wabash	IN	Preferred Stock w/ Exercised Warrants	\$ 7,289,000	Par							
2	12/19/2008	Plains Capital Corporation	Dallas	TX	Preferred Stock w/ Exercised Warrants	\$ 87,631,000	Par							
2	12/19/2008	Tri-County Financial Corporation	Waldorf	MD	Preferred Stock w/ Exercised Warrants	\$ 15,540,000	Par							
3	12/19/2008	OneUnited Bank	Boston	MA	Preferred Stock	\$ 12,063,000	Par							
2	12/19/2008	Patriot Bancshares, Inc.	Houston	TX	Preferred Stock w/ Exercised Warrants	\$ 26,038,000	Par							
2	12/19/2008	Pacific City Financial Corporation	Los Angeles	CA	Preferred Stock w/ Exercised Warrants	\$ 16,200,000	Par							
2	12/19/2008	Marquette National Corporation	Chicago	IL	Preferred Stock w/ Exercised Warrants	\$ 35,500,000	Par							
2	12/19/2008	Exchange Bank	Santa Rosa	CA	Preferred Stock w/ Exercised Warrants	\$ 43,000,000	Par							

Footnote	Purchase Date	Seller			Purchase Details			Capital Repayment Details		Treasury Investment Remaining After Capital Repayment		Final Disposition		
		Name of Institution	City	State	Investment Description	Investment Amount	Pricing Mechanism	Capital Repayment Date	Capital Repayment Amount (Loss) <sup>6</sup>	Remaining Capital Amount	Remaining Investment Description	Final Disposition Date	Disposition Investment Description	Final Disposition Proceeds
2	12/19/2008	Monadnock Bancorp, Inc.	Peterborough	NH	Preferred Stock w/ Exercised Warrants	\$ 1,834,000	Par							
2	12/19/2008	Bridgeview Bancorp, Inc.	Bridgeview	IL	Preferred Stock w/ Exercised Warrants	\$ 38,000,000	Par							
2	12/19/2008	Fidelity Financial Corporation	Wichita	KS	Preferred Stock w/ Exercised Warrants	\$ 36,282,000	Par							
2	12/19/2008	Patapsco Bancorp, Inc.	Dundalk	MD	Preferred Stock w/ Exercised Warrants	\$ 6,000,000	Par							
2	12/19/2008	NCAL Bancorp	Los Angeles	CA	Preferred Stock w/ Exercised Warrants	\$ 10,000,000	Par							
2	12/19/2008	FCB Bancorp, Inc.	Louisville	KY	Preferred Stock w/ Exercised Warrants	\$ 9,294,000	Par							
	12/23/2008	First Financial Bancorp	Cincinnati	OH	Preferred Stock w/ Warrants	\$ 80,000,000	Par	2/24/2010 <sup>5</sup>	\$ 80,000,000	\$ 0	Warrants			
	12/23/2008	Bridge Capital Holdings	San Jose	CA	Preferred Stock w/ Warrants	\$ 23,864,000	Par							
	12/23/2008	International Bancshares Corporation	Laredo	TX	Preferred Stock w/ Warrants	\$ 216,000,000	Par							
	12/23/2008	First Sound Bank	Seattle	WA	Preferred Stock w/ Warrants	\$ 7,400,000	Par							
	12/23/2008	M&T Bank Corporation	Buffalo	NY	Preferred Stock w/ Warrants	\$ 600,000,000	Par							
	12/23/2008	Emclair Financial Corp.	Emlenton	PA	Preferred Stock w/ Warrants	\$ 7,500,000	Par							
	12/23/2008	Park National Corporation	Newark	OH	Preferred Stock w/ Warrants	\$ 100,000,000	Par							
	12/23/2008	Green Bankshares, Inc.	Greeneville	TN	Preferred Stock w/ Warrants	\$ 72,278,000	Par							
	12/23/2008	Cecil Bancorp, Inc.	Elkton	MD	Preferred Stock w/ Warrants	\$ 11,560,000	Par							
	12/23/2008	Financial Institutions, Inc.	Warsaw	NY	Preferred Stock w/ Warrants	\$ 37,515,000	Par							
	12/23/2008	Fulton Financial Corporation	Lancaster	PA	Preferred Stock w/ Warrants	\$ 376,500,000	Par							
	12/23/2008	United Bancorporation of Alabama, Inc.	Atmore	AL	Preferred Stock w/ Warrants	\$ 10,300,000	Par							
	12/23/2008	MutualFirst Financial, Inc.	Muncie	IN	Preferred Stock w/ Warrants	\$ 32,382,000	Par							
	12/23/2008	BCSB Bancorp, Inc.	Baltimore	MD	Preferred Stock w/ Warrants	\$ 10,800,000	Par							
	12/23/2008	HMN Financial, Inc.	Rochester	MN	Preferred Stock w/ Warrants	\$ 26,000,000	Par							
	12/23/2008	First Community Bank Corporation of America	Pinellas Park	FL	Preferred Stock w/ Warrants	\$ 10,685,000	Par							
	12/23/2008	Sterling Bancorp	New York	NY	Preferred Stock w/ Warrants	\$ 42,000,000	Par							
	12/23/2008	Interwest Bancshares Corporation	New York	NY	Preferred Stock w/ Warrants	\$ 25,000,000	Par							
	12/23/2008	Peoples Bancorp of North Carolina, Inc.	Newton	NC	Preferred Stock w/ Warrants	\$ 25,054,000	Par							
	12/23/2008	Parkvale Financial Corporation	Monroeville	PA	Preferred Stock w/ Warrants	\$ 31,762,000	Par							
	12/23/2008	Timberland Bancorp, Inc.	Hoquiam	WA	Preferred Stock w/ Warrants	\$ 16,641,000	Par							
	12/23/2008	1st Constitution Bancorp	Cranbury	NJ	Preferred Stock w/ Warrants	\$ 12,000,000	Par							
	12/23/2008	Central Jersey Bancorp	Oakhurst	NJ	Preferred Stock w/ Warrants	\$ 11,300,000	Par							
2	12/23/2008	Western Illinois Bancshares Inc.	Monmouth	IL	Preferred Stock w/ Exercised Warrants	\$ 6,855,000	Par							
2	12/23/2008	Saigon National Bank	Westminster	CA	Preferred Stock w/ Exercised Warrants	\$ 1,549,000	Par							
2	12/23/2008	Capital Pacific Bancorp	Portland	OR	Preferred Stock w/ Exercised Warrants	\$ 4,000,000	Par							
2	12/23/2008	Uwharrie Capital Corp	Albemarle	NC	Preferred Stock w/ Exercised Warrants	\$ 10,000,000	Par							
3	12/23/2008	Mission Valley Bancorp	Sun Valley	CA	Preferred Stock	\$ 5,500,000	Par							
2	12/23/2008	The Little Bank, Incorporated	Kinston	NC	Preferred Stock w/ Exercised Warrants	\$ 7,500,000	Par							
2	12/23/2008	Pacific Commerce Bank	Los Angeles	CA	Preferred Stock w/ Exercised Warrants	\$ 4,060,000	Par							
2	12/23/2008	Citizens Community Bank	South Hill	VA	Preferred Stock w/ Exercised Warrants	\$ 3,000,000	Par							
2	12/23/2008	Seacoast Commerce Bank	Chula Vista	CA	Preferred Stock w/ Exercised Warrants	\$ 1,800,000	Par							
2	12/23/2008	TCNB Financial Corp.	Dayton	OH	Preferred Stock w/ Exercised Warrants	\$ 2,000,000	Par							
2	12/23/2008	Leader Bancorp, Inc.	Arlington	MA	Preferred Stock w/ Exercised Warrants	\$ 5,830,000	Par							
2	12/23/2008	Nicolet Bankshares, Inc.	Green Bay	WI	Preferred Stock w/ Exercised Warrants	\$ 14,964,000	Par							
2	12/23/2008	Magna Bank	Memphis	TN	Preferred Stock w/ Exercised Warrants	\$ 13,795,000	Par	11/24/2009 <sup>4</sup>	\$ 3,455,000	\$ 10,340,000	Preferred Stock <sup>2</sup>			
2	12/23/2008	Western Community Bancshares, Inc.	Palm Desert	CA	Preferred Stock w/ Exercised Warrants	\$ 7,290,000	Par							
2	12/23/2008	Community Investors Bancorp, Inc.	Bucyrus	OH	Preferred Stock w/ Exercised Warrants	\$ 2,600,000	Par							
2	12/23/2008	Capital Bancorp, Inc.	Rockville	MD	Preferred Stock w/ Exercised Warrants	\$ 4,700,000	Par							
2	12/23/2008	Cache Valley Banking Company	Logan	UT	Preferred Stock w/ Exercised Warrants	\$ 4,767,000	Par							
2	12/23/2008	Citizens Bancorp	Nevada City	CA	Preferred Stock w/ Exercised Warrants	\$ 10,400,000	Par							
2	12/23/2008	Tennessee Valley Financial Holdings, Inc.	Oak Ridge	TN	Preferred Stock w/ Exercised Warrants	\$ 3,000,000	Par							
2	12/23/2008	Pacific Coast Bankers' Bancshares	San Francisco	CA	Preferred Stock w/ Exercised Warrants	\$ 11,600,000	Par							
	12/31/2008	SunTrust Banks, Inc.	Atlanta	GA	Preferred Stock w/ Warrants	\$ 1,350,000,000	Par							
	12/31/2008	The PNC Financial Services Group Inc.	Pittsburgh	PA	Preferred Stock w/ Warrants	\$ 7,579,200,000	Par	2/10/2010 <sup>4</sup>	\$ 7,579,200,000	\$ 0	Warrants			
	12/31/2008	Fifth Third Bancorp	Cincinnati	OH	Preferred Stock w/ Warrants	\$ 3,408,000,000	Par							
	12/31/2008	Hampton Roads Bankshares, Inc.	Norfolk	VA	Preferred Stock w/ Warrants	\$ 80,347,000	Par							
16	12/31/2008	CIT Group Inc.	New York	NY	Contingent Value Rights	\$ 2,330,000,000	Par	2/8/2010 <sup>16</sup>	\$ (2,330,000,000)	\$ 0	N/A	N/A	N/A	N/A
	12/31/2008	West Bancorporation, Inc.	West Des Moines	IA	Preferred Stock w/ Warrants	\$ 36,000,000	Par							
2	12/31/2008	First Banks, Inc.	Clayton	MO	Preferred Stock w/ Exercised Warrants	\$ 295,400,000	Par							
1a, 1b	1/9/2009	Bank of America Corporation	Charlotte	NC	Preferred Stock w/ Warrants	\$ 10,000,000,000	Par	12/9/2009 <sup>4</sup>	\$ 10,000,000,000	\$ 0	Warrants	3/3/2010	Warrants <sup>15</sup>	A \$ 124,228,646
	1/9/2009	FirstMerit Corporation	Akron	OH	Preferred Stock w/ Warrants	\$ 125,000,000	Par	4/22/2009 <sup>4</sup>	\$ 125,000,000	\$ 0	Warrants	5/27/2009	Warrants	R \$ 5,025,000
	1/9/2009	Farmers Capital Bank Corporation	Frankfort	KY	Preferred Stock w/ Warrants	\$ 30,000,000	Par							

Footnote	Purchase Date	Seller			Purchase Details			Capital Repayment Details		Treasury Investment Remaining After Capital Repayment		Final Disposition		
		Name of Institution	City	State	Investment Description	Investment Amount	Pricing Mechanism	Capital Repayment Date	Capital Repayment Amount (Loss) <sup>6</sup>	Remaining Capital Amount	Remaining Investment Description	Final Disposition Date	Disposition Investment Description	Final Disposition Proceeds
	1/9/2009	Peapack-Gladstone Financial Corporation	Gladstone	NJ	Preferred Stock w/ Warrants	\$ 28,685,000	Par	1/6/2010 <sup>4</sup>	\$ 7,172,000	\$ 21,513,000	Preferred Stock w/ Warrants			
	1/9/2009	Commerce National Bank	Newport Beach	CA	Preferred Stock w/ Warrants	\$ 5,000,000	Par	10/7/2009 <sup>4</sup>	\$ 5,000,000	\$ 0	Warrants			
	1/9/2009	The First Bancorp, Inc.	Damariscotta	ME	Preferred Stock w/ Warrants	\$ 25,000,000	Par							
	1/9/2009	Sun Bancorp, Inc.	Vineland	NJ	Preferred Stock w/ Warrants	\$ 89,310,000	Par	4/8/2009 <sup>4</sup>	\$ 89,310,000	\$ 0	Warrants	5/27/2009	Warrants	R \$ 2,100,000
	1/9/2009	Crescent Financial Corporation	Cary	NC	Preferred Stock w/ Warrants	\$ 24,900,000	Par							
	1/9/2009	American Express Company	New York	NY	Preferred Stock w/ Warrants	\$ 3,388,890,000	Par	6/17/2009 <sup>4</sup>	\$ 3,388,890,000	\$ 0	Warrants	7/29/2009	Warrants	R \$ 340,000,000
	1/9/2009	Central Pacific Financial Corp.	Honolulu	HI	Preferred Stock w/ Warrants	\$ 135,000,000	Par							
	1/9/2009	Centrue Financial Corporation	St. Louis	MO	Preferred Stock w/ Warrants	\$ 32,668,000	Par							
	1/9/2009	Eastern Virginia Bankshares, Inc.	Tappahannock	VA	Preferred Stock w/ Warrants	\$ 24,000,000	Par							
	1/9/2009	Colony Bancorp, Inc.	Fitzgerald	GA	Preferred Stock w/ Warrants	\$ 28,000,000	Par							
	1/9/2009	Independent Bank Corp.	Rockland	MA	Preferred Stock w/ Warrants	\$ 78,158,000	Par	4/22/2009 <sup>4</sup>	\$ 78,158,000	\$ 0	Warrants	5/27/2009	Warrants	R \$ 2,200,000
	1/9/2009	Cadence Financial Corporation	Starkville	MS	Preferred Stock w/ Warrants	\$ 44,000,000	Par							
	1/9/2009	LCNB Corp.	Lebanon	OH	Preferred Stock w/ Warrants	\$ 13,400,000	Par	10/21/2009 <sup>4</sup>	\$ 13,400,000	\$ 0	Warrants			
	1/9/2009	Center Bancorp, Inc.	Union	NJ	Preferred Stock w/ Warrants	\$ 10,000,000	Par							
	1/9/2009	F.N.B. Corporation	Hermitage	PA	Preferred Stock w/ Warrants	\$ 100,000,000	Par	9/9/2009 <sup>4</sup>	\$ 100,000,000	\$ 0	Warrants			
	1/9/2009	C&F Financial Corporation	West Point	VA	Preferred Stock w/ Warrants	\$ 20,000,000	Par							
	1/9/2009	North Central Bancshares, Inc.	Fort Dodge	IA	Preferred Stock w/ Warrants	\$ 10,200,000	Par							
	1/9/2009	Carolina Bank Holdings, Inc.	Greensboro	NC	Preferred Stock w/ Warrants	\$ 16,000,000	Par							
	1/9/2009	First Bancorp	Troy	NC	Preferred Stock w/ Warrants	\$ 65,000,000	Par							
	1/9/2009	First Financial Service Corporation	Elizabethtown	KY	Preferred Stock w/ Warrants	\$ 20,000,000	Par							
	1/9/2009	Codorus Valley Bancorp, Inc.	York	PA	Preferred Stock w/ Warrants	\$ 16,500,000	Par							
	1/9/2009	MidSouth Bancorp, Inc.	Lafayette	LA	Preferred Stock w/ Warrants	\$ 20,000,000	Par							
	1/9/2009	First Security Group, Inc.	Chattanooga	TN	Preferred Stock w/ Warrants	\$ 33,000,000	Par							
	1/9/2009	Shore Bancshares, Inc.	Easton	MD	Preferred Stock w/ Warrants	\$ 25,000,000	Par	4/15/2009 <sup>4</sup>	\$ 25,000,000	\$ 0	Warrants			
2	1/9/2009	The Queensborough Company	Louisville	GA	Preferred Stock w/ Exercised Warrants	\$ 12,000,000	Par							
2	1/9/2009	American State Bancshares, Inc.	Great Bend	KS	Preferred Stock w/ Exercised Warrants	\$ 6,000,000	Par							
2	1/9/2009	Security California Bancorp	Riverside	CA	Preferred Stock w/ Exercised Warrants	\$ 6,815,000	Par							
2	1/9/2009	Security Business Bancorp	San Diego	CA	Preferred Stock w/ Exercised Warrants	\$ 5,803,000	Par							
2	1/9/2009	Sound Banking Company	Morehead City	NC	Preferred Stock w/ Exercised Warrants	\$ 3,070,000	Par							
3	1/9/2009	Mission Community Bancorp	San Luis Obispo	CA	Preferred Stock	\$ 5,116,000	Par							
2	1/9/2009	Redwood Financial Inc.	Redwood Falls	MN	Preferred Stock w/ Exercised Warrants	\$ 2,995,000	Par							
2	1/9/2009	Surrey Bancorp	Mount Airy	NC	Preferred Stock w/ Exercised Warrants	\$ 2,000,000	Par							
2	1/9/2009	Independence Bank	East Greenwich	RI	Preferred Stock w/ Exercised Warrants	\$ 1,065,000	Par							
2	1/9/2009	Valley Community Bank	Pleasanton	CA	Preferred Stock w/ Exercised Warrants	\$ 5,500,000	Par							
2	1/9/2009	Rising Sun Bancorp	Rising Sun	MD	Preferred Stock w/ Exercised Warrants	\$ 5,983,000	Par							
2	1/9/2009	Community Trust Financial Corporation	Ruston	LA	Preferred Stock w/ Exercised Warrants	\$ 24,000,000	Par							
2	1/9/2009	GrandSouth Bancorporation	Greenville	SC	Preferred Stock w/ Exercised Warrants	\$ 9,000,000	Par							
2	1/9/2009	Texas National Bancorporation	Jacksonville	TX	Preferred Stock w/ Exercised Warrants	\$ 3,981,000	Par							
2	1/9/2009	Congaree Bancshares, Inc.	Cayce	SC	Preferred Stock w/ Exercised Warrants	\$ 3,285,000	Par							
2	1/9/2009	New York Private Bank & Trust Corporation	New York	NY	Preferred Stock w/ Exercised Warrants	\$ 267,274,000	Par							
	1/16/2009	Home Bancshares, Inc.	Conway	AR	Preferred Stock w/ Warrants	\$ 50,000,000	Par							
	1/16/2009	Washington Banking Company	Oak Harbor	WA	Preferred Stock w/ Warrants	\$ 26,380,000	Par							
	1/16/2009	New Hampshire Thrift Bancshares, Inc.	Newport	NH	Preferred Stock w/ Warrants	\$ 10,000,000	Par							
	1/16/2009	Bar Harbor Bankshares	Bar Harbor	ME	Preferred Stock w/ Warrants	\$ 18,751,000	Par	2/24/2010 <sup>5</sup>	\$ 18,751,000	\$ 0	Warrants			
	1/16/2009	Somerset Hills Bancorp	Bernardsville	NJ	Preferred Stock w/ Warrants	\$ 7,414,000	Par	5/20/2009 <sup>4</sup>	\$ 7,414,000	\$ 0	Warrants	6/24/2009	Warrants	R \$ 275,000
	1/16/2009	SCBT Financial Corporation	Columbia	SC	Preferred Stock w/ Warrants	\$ 64,779,000	Par	5/20/2009 <sup>4</sup>	\$ 64,779,000	\$ 0	Warrants	6/24/2009	Warrants	R \$ 1,400,000
	1/16/2009	S&T Bancorp	Indiana	PA	Preferred Stock w/ Warrants	\$ 108,676,000	Par							
	1/16/2009	ECB Bancorp, Inc.	Engelhard	NC	Preferred Stock w/ Warrants	\$ 17,949,000	Par							
	1/16/2009	First BanCorp	San Juan	PR	Preferred Stock w/ Warrants	\$ 400,000,000	Par							
	1/16/2009	Texas Capital Bancshares, Inc.	Dallas	TX	Preferred Stock w/ Warrants	\$ 75,000,000	Par	5/13/2009 <sup>4</sup>	\$ 75,000,000	\$ 0	Warrants	3/11/2010	Warrants	A \$ 6,709,061
	1/16/2009	Yadkin Valley Financial Corporation	Elkin	NC	Preferred Stock w/ Warrants	\$ 36,000,000	Par							
3	1/16/2009	Carver Bancorp, Inc.	New York	NY	Preferred Stock	\$ 18,980,000	Par							
	1/16/2009	Citizens & Northern Corporation	Wellsboro	PA	Preferred Stock w/ Warrants	\$ 26,440,000	Par							
	1/16/2009	MainSource Financial Group, Inc.	Greensburg	IN	Preferred Stock w/ Warrants	\$ 57,000,000	Par							
	1/16/2009	MetroCorp Bancshares, Inc.	Houston	TX	Preferred Stock w/ Warrants	\$ 45,000,000	Par							
	1/16/2009	United Bancorp, Inc.	Tecumseh	MI	Preferred Stock w/ Warrants	\$ 20,600,000	Par							
	1/16/2009	Old Second Bancorp, Inc.	Aurora	IL	Preferred Stock w/ Warrants	\$ 73,000,000	Par							
	1/16/2009	Pulaski Financial Corp	Creve Coeur	MO	Preferred Stock w/ Warrants	\$ 32,538,000	Par							
	1/16/2009	OceanFirst Financial Corp.	Toms River	NJ	Preferred Stock w/ Warrants	\$ 38,263,000	Par	12/30/2009 <sup>5</sup>	\$ 38,263,000	\$ 0	Warrants	2/3/2010	Warrants	<sup>9</sup> R \$ 430,797

Footnote	Purchase Date	Seller			Purchase Details			Capital Repayment Details		Treasury Investment Remaining After Capital Repayment		Final Disposition		
		Name of Institution	City	State	Investment Description	Investment Amount	Pricing Mechanism	Capital Repayment Date	Capital Repayment Amount (Loss) <sup>6</sup>	Remaining Capital Amount	Remaining Investment Description	Final Disposition Date	Disposition Investment Description <sup>15</sup>	Final Disposition Proceeds
2	1/16/2009	Community 1st Bank	Roseville	CA	Preferred Stock w/ Exercised Warrants	\$ 2,550,000	Par							
2	1/16/2009	TCB Holding Company, Texas Community Bank	The Woodlands	TX	Preferred Stock w/ Exercised Warrants	\$ 11,730,000	Par							
2	1/16/2009	Centra Financial Holdings, Inc.	Morgantown	WV	Preferred Stock w/ Exercised Warrants	\$ 15,000,000	Par	3/31/2009 <sup>4</sup>	\$ 15,000,000	\$ 0	Preferred Stock <sup>2</sup>	4/15/2009	Preferred Stock <sup>2,7</sup>	R \$ 750,000
2	1/16/2009	First Bankers Trustshares, Inc.	Quincy	IL	Preferred Stock w/ Exercised Warrants	\$ 10,000,000	Par							
2, 19	1/16/2009	Pacific Coast National Bancorp	San Clemente	CA	Preferred Stock w/ Exercised Warrants	\$ 4,120,000	Par	2/11/2010 <sup>19</sup>	\$ (4,120,000)	\$ 0	N/A	N/A	N/A	N/A
3	1/16/2009	Community Bank of the Bay	Oakland	CA	Preferred Stock	\$ 1,747,000	Par							
2	1/16/2009	Redwood Capital Bancorp	Eureka	CA	Preferred Stock w/ Exercised Warrants	\$ 3,800,000	Par							
2	1/16/2009	Syringa Bancorp	Boise	ID	Preferred Stock w/ Exercised Warrants	\$ 8,000,000	Par							
2	1/16/2009	Idaho Bancorp	Boise	ID	Preferred Stock w/ Exercised Warrants	\$ 6,900,000	Par							
2	1/16/2009	Puget Sound Bank	Bellevue	WA	Preferred Stock w/ Exercised Warrants	\$ 4,500,000	Par							
2	1/16/2009	United Financial Banking Companies, Inc.	Vienna	VA	Preferred Stock w/ Exercised Warrants	\$ 5,658,000	Par							
2	1/16/2009	Dickinson Financial Corporation II	Kansas City	MO	Preferred Stock w/ Exercised Warrants	\$ 146,053,000	Par							
2	1/16/2009	The Baraboo Bancorporation	Baraboo	WI	Preferred Stock w/ Exercised Warrants	\$ 20,749,000	Par							
2	1/16/2009	Bank of Commerce	Charlotte	NC	Preferred Stock w/ Exercised Warrants	\$ 3,000,000	Par							
2	1/16/2009	State Bankshares, Inc.	Fargo	ND	Preferred Stock w/ Exercised Warrants	\$ 50,000,000	Par	8/12/2009 <sup>4</sup>	\$ 12,500,000	\$ 37,500,000	Preferred Stock <sup>2</sup>			
2	1/16/2009	BNCCORP, Inc.	Bismarck	ND	Preferred Stock w/ Exercised Warrants	\$ 20,093,000	Par							
2	1/16/2009	First Manitowoc Bancorp, Inc.	Manitowoc	WI	Preferred Stock w/ Exercised Warrants	\$ 12,000,000	Par	5/27/2009 <sup>4</sup>	\$ 12,000,000	\$ 0	Preferred Stock <sup>2</sup>	5/27/2009	Preferred Stock <sup>2,7</sup>	R \$ 600,000
3	1/16/2009	Southern Bancorp, Inc.	Arkadelphia	AR	Preferred Stock	\$ 11,000,000	Par							
2	1/16/2009	Morrill Bancshares, Inc.	Merriam	KS	Preferred Stock w/ Exercised Warrants	\$ 13,000,000	Par							
2	1/16/2009	Treaty Oak Bancorp, Inc.	Austin	TX	Preferred Stock w/ Exercised Warrants	\$ 3,268,000	Par							
	1/23/2009	1st Source Corporation	South Bend	IN	Preferred Stock w/ Warrants	\$ 111,000,000	Par							
	1/23/2009	Princeton National Bancorp, Inc.	Princeton	IL	Preferred Stock w/ Warrants	\$ 25,083,000	Par							
	1/23/2009	AB&T Financial Corporation	Gastonia	NC	Preferred Stock w/ Warrants	\$ 3,500,000	Par							
	1/23/2009	First Citizens Banc Corp	Sandusky	OH	Preferred Stock w/ Warrants	\$ 23,184,000	Par							
	1/23/2009	WSFS Financial Corporation	Wilmington	DE	Preferred Stock w/ Warrants	\$ 52,625,000	Par							
2	1/23/2009	Commonwealth Business Bank	Los Angeles	CA	Preferred Stock w/ Exercised Warrants	\$ 7,701,000	Par							
2, 13 - 12/4/2009	1/23/2009	Three Shores Bancorporation, Inc. (Seaside National Bank & Trust)	Orlando	FL	Preferred Stock w/ Exercised Warrants	\$ 5,677,000	Par							
2	1/23/2009	CalWest Bancorp	Rancho Santa Margarita	CA	Preferred Stock w/ Exercised Warrants	\$ 4,656,000	Par							
2	1/23/2009	Fresno First Bank	Fresno	CA	Preferred Stock w/ Exercised Warrants	\$ 1,968,000	Par							
2	1/23/2009	First ULB Corp.	Oakland	CA	Preferred Stock w/ Exercised Warrants	\$ 4,900,000	Par	4/22/2009 <sup>4</sup>	\$ 4,900,000	\$ 0	Preferred Stock <sup>2</sup>	4/22/2009	Preferred Stock <sup>2,7</sup>	R \$ 245,000
2	1/23/2009	Alarion Financial Services, Inc.	Ocala	FL	Preferred Stock w/ Exercised Warrants	\$ 6,514,000	Par							
2	1/23/2009	Midland States Bancorp, Inc.	Effingham	IL	Preferred Stock w/ Exercised Warrants	\$ 10,189,000	Par	12/23/2009 <sup>4</sup>	\$ 10,189,000	\$ 0	Preferred Stock <sup>2</sup>	12/23/2009	Preferred Stock <sup>2,7</sup>	R \$ 509,000
2	1/23/2009	Moscow Bancshares, Inc.	Moscow	TN	Preferred Stock w/ Exercised Warrants	\$ 6,216,000	Par							
2	1/23/2009	Farmers Bank	Windsor	VA	Preferred Stock w/ Exercised Warrants	\$ 8,752,000	Par							
2	1/23/2009	California Oaks State Bank	Thousand Oaks	CA	Preferred Stock w/ Exercised Warrants	\$ 3,300,000	Par							
2	1/23/2009	Pierce County Bancorp	Tacoma	WA	Preferred Stock w/ Exercised Warrants	\$ 6,800,000	Par							
2	1/23/2009	Calvert Financial Corporation	Ashland	MO	Preferred Stock w/ Exercised Warrants	\$ 1,037,000	Par							
2	1/23/2009	Liberty Bancshares, Inc.	Jonesboro	AR	Preferred Stock w/ Exercised Warrants	\$ 57,500,000	Par							
2	1/23/2009	Crosstown Holding Company	Blaine	MN	Preferred Stock w/ Exercised Warrants	\$ 10,650,000	Par							
2	1/23/2009	BankFirst Capital Corporation	Macon	MS	Preferred Stock w/ Exercised Warrants	\$ 15,500,000	Par							
2	1/23/2009	Southern Illinois Bancorp, Inc.	Carmi	IL	Preferred Stock w/ Exercised Warrants	\$ 5,000,000	Par							
2	1/23/2009	FPB Financial Corp.	Hammond	LA	Preferred Stock w/ Exercised Warrants	\$ 3,240,000	Par	12/16/2009 <sup>4</sup>	\$ 1,000,000	\$ 2,240,000	Preferred Stock <sup>2</sup>			
2	1/23/2009	Stonebridge Financial Corp.	West Chester	PA	Preferred Stock w/ Exercised Warrants	\$ 10,973,000	Par							
	1/30/2009	Peoples Bancorp Inc.	Marietta	OH	Preferred Stock w/ Warrants	\$ 39,000,000	Par							
	1/30/2009	Anchor Bancorp Wisconsin Inc.	Madison	WI	Preferred Stock w/ Warrants	\$ 110,000,000	Par							
	1/30/2009	Parke Bancorp, Inc.	Sewell	NJ	Preferred Stock w/ Warrants	\$ 16,288,000	Par							
	1/30/2009	Central Virginia Bankshares, Inc.	Powhatan	VA	Preferred Stock w/ Warrants	\$ 11,385,000	Par							
	1/30/2009	Flagstar Bancorp, Inc.	Troy	MI	Preferred Stock w/ Warrants	\$ 266,657,000	Par							
	1/30/2009	Middleburg Financial Corporation	Middleburg	VA	Preferred Stock w/ Warrants	\$ 22,000,000	Par	12/23/2009 <sup>5</sup>	\$ 22,000,000	\$ 0	Warrants			
	1/30/2009	Peninsula Bank Holding Co.	Palo Alto	CA	Preferred Stock w/ Warrants	\$ 6,000,000	Par							
	1/30/2009	PrivateBancorp, Inc.	Chicago	IL	Preferred Stock w/ Warrants	\$ 243,815,000	Par							
	1/30/2009	Central Valley Community Bancorp	Fresno	CA	Preferred Stock w/ Warrants	\$ 7,000,000	Par							
	1/30/2009	Plumas Bancorp	Quincy	CA	Preferred Stock w/ Warrants	\$ 11,949,000	Par							
	1/30/2009	Stewardship Financial Corporation	Midland Park	NJ	Preferred Stock w/ Warrants	\$ 10,000,000	Par							
	1/30/2009	Oak Ridge Financial Services, Inc.	Oak Ridge	NC	Preferred Stock w/ Warrants	\$ 7,700,000	Par							
	1/30/2009	First United Corporation	Oakland	MD	Preferred Stock w/ Warrants	\$ 30,000,000	Par							
	1/30/2009	Community Partners Bancorp	Middletown	NJ	Preferred Stock w/ Warrants	\$ 9,000,000	Par							
	1/30/2009	Guaranty Federal Bancshares, Inc.	Springfield	MO	Preferred Stock w/ Warrants	\$ 17,000,000	Par							
	1/30/2009	Annapolis Bancorp, Inc.	Annapolis	MD	Preferred Stock w/ Warrants	\$ 8,152,000	Par							

Footnote	Purchase Date	Seller			Purchase Details			Capital Repayment Details		Treasury Investment Remaining After Capital Repayment		Final Disposition		
		Name of Institution	City	State	Investment Description	Investment Amount	Pricing Mechanism	Capital Repayment Date	Capital Repayment Amount (Loss) <sup>6</sup>	Remaining Capital Amount	Remaining Investment Description	Final Disposition Date	Disposition Investment Description	Final Disposition Proceeds
	1/30/2009	DNB Financial Corporation	Downingtown	PA	Preferred Stock w/ Warrants	\$ 11,750,000	Par							
	1/30/2009	Firstbank Corporation	Alma	MI	Preferred Stock w/ Warrants	\$ 33,000,000	Par							
2	1/30/2009	Valley Commerce Bancorp	Visalia	CA	Preferred Stock w/ Exercised Warrants	\$ 7,700,000	Par							
2	1/30/2009	Greer Bancshares Incorporated	Greer	SC	Preferred Stock w/ Exercised Warrants	\$ 9,993,000	Par							
2	1/30/2009	Ojai Community Bank	Ojai	CA	Preferred Stock w/ Exercised Warrants	\$ 2,080,000	Par							
2	1/30/2009	Adbanc, Inc	Ogallala	NE	Preferred Stock w/ Exercised Warrants	\$ 12,720,000	Par							
2	1/30/2009	Beach Business Bank	Manhattan Beach	CA	Preferred Stock w/ Exercised Warrants	\$ 6,000,000	Par							
3	1/30/2009	Legacy Bancorp, Inc.	Milwaukee	WI	Preferred Stock	\$ 5,498,000	Par							
2	1/30/2009	First Southern Bancorp, Inc.	Boca Raton	FL	Preferred Stock w/ Exercised Warrants	\$ 10,900,000	Par							
2	1/30/2009	Country Bank Shares, Inc.	Milford	NE	Preferred Stock w/ Exercised Warrants	\$ 7,525,000	Par							
2	1/30/2009	Katahdin Bankshares Corp.	Houlton	ME	Preferred Stock w/ Exercised Warrants	\$ 10,449,000	Par							
2	1/30/2009	Rogers Bancshares, Inc.	Little Rock	AR	Preferred Stock w/ Exercised Warrants	\$ 25,000,000	Par							
2	1/30/2009	UBT Bancshares, Inc.	Marysville	KS	Preferred Stock w/ Exercised Warrants	\$ 8,950,000	Par							
2	1/30/2009	Bankers' Bank of the West Bancorp, Inc.	Denver	CO	Preferred Stock w/ Exercised Warrants	\$ 12,639,000	Par							
2	1/30/2009	W.T.B. Financial Corporation	Spokane	WA	Preferred Stock w/ Exercised Warrants	\$ 110,000,000	Par							
2	1/30/2009	AMB Financial Corp.	Munster	IN	Preferred Stock w/ Exercised Warrants	\$ 3,674,000	Par							
2	1/30/2009	Goldwater Bank, N.A.	Scottsdale	AZ	Preferred Stock w/ Exercised Warrants	\$ 2,568,000	Par							
2	1/30/2009	Equity Bancshares, Inc.	Wichita	KS	Preferred Stock w/ Exercised Warrants	\$ 8,750,000	Par							
2, 13 - 10/30/2009	1/30/2009	WashingtonFirst Bankshares, Inc. (WashingtonFirst Bank)	Reston	VA	Preferred Stock w/ Exercised Warrants	\$ 6,633,000	Par							
2	1/30/2009	Central Bancshares, Inc.	Houston	TX	Preferred Stock w/ Exercised Warrants	\$ 5,800,000	Par							
2	1/30/2009	Hilltop Community Bancorp, Inc.	Summit	NJ	Preferred Stock w/ Exercised Warrants	\$ 4,000,000	Par							
2	1/30/2009	Northway Financial, Inc.	Berlin	NH	Preferred Stock w/ Exercised Warrants	\$ 10,000,000	Par							
2	1/30/2009	Monument Bank	Bethesda	MD	Preferred Stock w/ Exercised Warrants	\$ 4,734,000	Par							
2	1/30/2009	Metro City Bank	Doraville	GA	Preferred Stock w/ Exercised Warrants	\$ 7,700,000	Par							
2	1/30/2009	F & M Bancshares, Inc.	Trezevant	TN	Preferred Stock w/ Exercised Warrants	\$ 4,609,000	Par							
2	1/30/2009	First Resource Bank	Exton	PA	Preferred Stock w/ Exercised Warrants	\$ 2,600,000	Par							
	2/6/2009	MidWestOne Financial Group, Inc.	Iowa City	IA	Preferred Stock w/ Warrants	\$ 16,000,000	Par							
	2/6/2009	Lakeland Bancorp, Inc.	Oak Ridge	NJ	Preferred Stock w/ Warrants	\$ 59,000,000	Par							
	2/6/2009	Monarch Community Bancorp, Inc.	Coldwater	MI	Preferred Stock w/ Warrants	\$ 6,785,000	Par							
	2/6/2009	The First Bancshares, Inc.	Hattiesburg	MS	Preferred Stock w/ Warrants	\$ 5,000,000	Par							
	2/6/2009	Carolina Trust Bank	Lincolnton	NC	Preferred Stock w/ Warrants	\$ 4,000,000	Par							
	2/6/2009	Alaska Pacific Bancshares, Inc.	Juneau	AK	Preferred Stock w/ Warrants	\$ 4,781,000	Par							
3	2/6/2009	PGB Holdings, Inc.	Chicago	IL	Preferred Stock	\$ 3,000,000	Par							
2	2/6/2009	The Freeport State Bank	Harper	KS	Preferred Stock w/ Exercised Warrants	\$ 301,000	Par							
2	2/6/2009	Stockmens Financial Corporation	Rapid City	SD	Preferred Stock w/ Exercised Warrants	\$ 15,568,000	Par							
2	2/6/2009	US Metro Bank	Garden Grove	CA	Preferred Stock w/ Exercised Warrants	\$ 2,861,000	Par							
2	2/6/2009	First Express of Nebraska, Inc.	Gering	NE	Preferred Stock w/ Exercised Warrants	\$ 5,000,000	Par							
2	2/6/2009	Mercantile Capital Corp.	Boston	MA	Preferred Stock w/ Exercised Warrants	\$ 3,500,000	Par							
2	2/6/2009	Citizens Commerce Bancshares, Inc.	Versailles	KY	Preferred Stock w/ Exercised Warrants	\$ 6,300,000	Par							
3	2/6/2009	Liberty Financial Services, Inc.	New Orleans	LA	Preferred Stock	\$ 5,645,000	Par							
2	2/6/2009	Lone Star Bank	Houston	TX	Preferred Stock w/ Exercised Warrants	\$ 3,072,000	Par							
18	2/6/2009	Union First Market Bankshares Corporation (First Market Bank, FSB)	Bowling Green	VA	Preferred Stock	\$ 33,900,000	Par							
2	2/6/2009	Banner County Ban Corporation	Harrisburg	NE	Preferred Stock w/ Exercised Warrants	\$ 795,000	Par							
2	2/6/2009	Centrix Bank & Trust	Bedford	NH	Preferred Stock w/ Exercised Warrants	\$ 7,500,000	Par							
2	2/6/2009	Todd Bancshares, Inc.	Hopkinsville	KY	Preferred Stock w/ Exercised Warrants	\$ 4,000,000	Par							
2	2/6/2009	Georgia Commerce Bancshares, Inc.	Atlanta	GA	Preferred Stock w/ Exercised Warrants	\$ 8,700,000	Par							
2	2/6/2009	First Bank of Charleston, Inc.	Charleston	WV	Preferred Stock w/ Exercised Warrants	\$ 3,345,000	Par							
2	2/6/2009	F & M Financial Corporation	Salisbury	NC	Preferred Stock w/ Exercised Warrants	\$ 17,000,000	Par							
2	2/6/2009	The Bank of Currituck	Moyock	NC	Preferred Stock w/ Exercised Warrants	\$ 4,021,000	Par							
2	2/6/2009	CedarStone Bank	Lebanon	TN	Preferred Stock w/ Exercised Warrants	\$ 3,564,000	Par							
2	2/6/2009	Community Holding Company of Florida, Inc.	Miramar Beach	FL	Preferred Stock w/ Exercised Warrants	\$ 1,050,000	Par							
2	2/6/2009	Hyperion Bank	Philadelphia	PA	Preferred Stock w/ Exercised Warrants	\$ 1,552,000	Par							
2, 13 - 2/10/2010	2/6/2009	Pascack Bancorp, Inc. (Pascack Community Bank)	Westwood	NJ	Preferred Stock w/ Exercised Warrants	\$ 3,756,000	Par							
2	2/6/2009	First Western Financial, Inc.	Denver	CO	Preferred Stock w/ Exercised Warrants	\$ 8,559,000	Par							
	2/13/2009	QCR Holdings, Inc.	Moline	IL	Preferred Stock w/ Warrants	\$ 38,237,000	Par							
	2/13/2009	Westamerica Bancorporation	San Rafael	CA	Preferred Stock w/ Warrants	\$ 83,726,000	Par	9/2/2009 <sup>4</sup>	\$ 41,863,000	\$ 41,863,000	Preferred Stock w/ Warrants			
								11/18/2009 <sup>4</sup>	\$ 41,863,000	\$ 0	Warrants			

Footnote	Purchase Date	Seller			Purchase Details			Capital Repayment Details		Treasury Investment Remaining After Capital Repayment		Final Disposition		
		Name of Institution	City	State	Investment Description	Investment Amount	Pricing Mechanism	Capital Repayment Date	Capital Repayment Amount (Loss) <sup>6</sup>	Remaining Capital Amount	Remaining Investment Description	Final Disposition Date	Disposition Investment Description	Final Disposition Proceeds
	2/13/2009	The Bank of Kentucky Financial Corporation	Crestview Hills	KY	Preferred Stock w/ Warrants	\$ 34,000,000	Par							
	2/13/2009	PremierWest Bancorp	Medford	OR	Preferred Stock w/ Warrants	\$ 41,400,000	Par							
	2/13/2009	Carrollton Bancorp	Baltimore	MD	Preferred Stock w/ Warrants	\$ 9,201,000	Par							
	2/13/2009	FNB United Corp.	Asheboro	NC	Preferred Stock w/ Warrants	\$ 51,500,000	Par							
2	2/13/2009	First Menasha Bancshares, Inc.	Neenah	WI	Preferred Stock w/ Exercised Warrants	\$ 4,797,000	Par							
2	2/13/2009	1st Enterprise Bank	Los Angeles	CA	Preferred Stock w/ Exercised Warrants	\$ 4,400,000	Par							
2	2/13/2009	DeSoto County Bank	Horn Lake	MS	Preferred Stock w/ Exercised Warrants	\$ 1,173,000	Par							
2	2/13/2009	Security Bancshares of Pulaski County, Inc.	Waynesville	MO	Preferred Stock w/ Exercised Warrants	\$ 2,152,000	Par							
2	2/13/2009	State Capital Corporation	Greenwood	MS	Preferred Stock w/ Exercised Warrants	\$ 15,000,000	Par							
2	2/13/2009	BankGreenville	Greenville	SC	Preferred Stock w/ Exercised Warrants	\$ 1,000,000	Par							
2	2/13/2009	Corning Savings and Loan Association	Coming	AR	Preferred Stock w/ Exercised Warrants	\$ 638,000	Par							
2	2/13/2009	Financial Security Corporation	Basin	WY	Preferred Stock w/ Exercised Warrants	\$ 5,000,000	Par							
2	2/13/2009	ColoEast Bankshares, Inc.	Lamar	CO	Preferred Stock w/ Exercised Warrants	\$ 10,000,000	Par							
2	2/13/2009	Santa Clara Valley Bank, N.A.	Santa Paula	CA	Preferred Stock w/ Exercised Warrants	\$ 2,900,000	Par							
2	2/13/2009	Reliance Bancshares, Inc.	Frontenac	MO	Preferred Stock w/ Exercised Warrants	\$ 40,000,000	Par							
2	2/13/2009	Regional Bankshares, Inc.	Hartsville	SC	Preferred Stock w/ Exercised Warrants	\$ 1,500,000	Par							
2	2/13/2009	Peoples Bancorp	Lynden	WA	Preferred Stock w/ Exercised Warrants	\$ 18,000,000	Par							
2	2/13/2009	First Choice Bank	Cerritos	CA	Preferred Stock w/ Exercised Warrants	\$ 2,200,000	Par							
2	2/13/2009	Gregg Bancshares, Inc.	Ozark	MO	Preferred Stock w/ Exercised Warrants	\$ 825,000	Par							
2	2/13/2009	Hometown Bancshares, Inc.	Corbin	KY	Preferred Stock w/ Exercised Warrants	\$ 1,900,000	Par							
2	2/13/2009	Midwest Regional Bancorp, Inc.	Festus	MO	Preferred Stock w/ Exercised Warrants	\$ 700,000	Par	11/10/2009 <sup>4</sup>	\$ 700,000	\$ 0	Preferred Stock <sup>2</sup>	11/10/2009	Preferred Stock <sup>2,7</sup>	\$ 35,000
2	2/13/2009	Bern Bancshares, Inc.	Bern	KS	Preferred Stock w/ Exercised Warrants	\$ 985,000	Par							
2	2/13/2009	Northwest Bancorporation, Inc.	Spokane	WA	Preferred Stock w/ Exercised Warrants	\$ 10,500,000	Par							
2	2/13/2009	Liberty Bancshares, Inc.	Springfield	MO	Preferred Stock w/ Exercised Warrants	\$ 21,900,000	Par							
2	2/13/2009	F&M Financial Corporation	Clarksville	TN	Preferred Stock w/ Exercised Warrants	\$ 17,243,000	Par							
2	2/13/2009	Meridian Bank	Devon	PA	Preferred Stock w/ Exercised Warrants	\$ 6,200,000	Par							
2	2/13/2009	Northwest Commercial Bank	Lakewood	WA	Preferred Stock w/ Exercised Warrants	\$ 1,992,000	Par							
	2/20/2009	Royal Bancshares of Pennsylvania, Inc.	Narberth	PA	Preferred Stock w/ Warrants	\$ 30,407,000	Par							
	2/20/2009	First Merchants Corporation	Muncie	IN	Preferred Stock w/ Warrants	\$ 116,000,000	Par							
	2/20/2009	Northern States Financial Corporation	Waukegan	IL	Preferred Stock w/ Warrants	\$ 17,211,000	Par							
2	2/20/2009	Sonoma Valley Bancorp	Sonoma	CA	Preferred Stock w/ Exercised Warrants	\$ 8,653,000	Par							
2	2/20/2009	Guaranty Bancorp, Inc.	Woodsville	NH	Preferred Stock w/ Exercised Warrants	\$ 6,920,000	Par							
2	2/20/2009	The Private Bank of California	Los Angeles	CA	Preferred Stock w/ Exercised Warrants	\$ 5,450,000	Par							
2	2/20/2009	Lafayette Bancorp, Inc.	Oxford	MS	Preferred Stock w/ Exercised Warrants	\$ 1,998,000	Par							
2	2/20/2009	Liberty Shares, Inc.	Hinesville	GA	Preferred Stock w/ Exercised Warrants	\$ 17,280,000	Par							
2	2/20/2009	White River Bancshares Company	Fayetteville	AR	Preferred Stock w/ Exercised Warrants	\$ 16,800,000	Par							
2	2/20/2009	United American Bank	San Mateo	CA	Preferred Stock w/ Exercised Warrants	\$ 8,700,000	Par							
2	2/20/2009	Crazy Woman Creek Bancorp, Inc.	Buffalo	WY	Preferred Stock w/ Exercised Warrants	\$ 3,100,000	Par							
2	2/20/2009	First Priority Financial Corp.	Malvern	PA	Preferred Stock w/ Exercised Warrants	\$ 4,579,000	Par							
2	2/20/2009	Mid-Wisconsin Financial Services, Inc.	Medford	WI	Preferred Stock w/ Exercised Warrants	\$ 10,000,000	Par							
2	2/20/2009	Market Bancorporation, Inc.	New Market	MN	Preferred Stock w/ Exercised Warrants	\$ 2,060,000	Par							
2	2/20/2009	Hometown Bancorp of Alabama, Inc.	Oneonta	AL	Preferred Stock w/ Exercised Warrants	\$ 3,250,000	Par							
2	2/20/2009	Security State Bancshares, Inc.	Charleston	MO	Preferred Stock w/ Exercised Warrants	\$ 12,500,000	Par							
2	2/20/2009	CBB Bancorp	Cartersville	GA	Preferred Stock w/ Exercised Warrants	\$ 2,644,000	Par							
2	2/20/2009	BancPlus Corporation	Ridgeland	MS	Preferred Stock w/ Exercised Warrants	\$ 48,000,000	Par							
2	2/20/2009	Central Community Corporation	Temple	TX	Preferred Stock w/ Exercised Warrants	\$ 22,000,000	Par							
2	2/20/2009	First BancTrust Corporation	Paris	IL	Preferred Stock w/ Exercised Warrants	\$ 7,350,000	Par							
2	2/20/2009	Premier Service Bank	Riverside	CA	Preferred Stock w/ Exercised Warrants	\$ 4,000,000	Par							
2	2/20/2009	Florida Business BancGroup, Inc.	Tampa	FL	Preferred Stock w/ Exercised Warrants	\$ 9,495,000	Par							
2	2/20/2009	Hamilton State Bancshares	Hoschton	GA	Preferred Stock w/ Exercised Warrants	\$ 7,000,000	Par							
	2/27/2009	Lakeland Financial Corporation	Warsaw	IN	Preferred Stock w/ Warrants	\$ 56,044,000	Par							
	2/27/2009	First M&F Corporation	Kosciusko	MS	Preferred Stock w/ Warrants	\$ 30,000,000	Par							
	2/27/2009	Southern First Bancshares, Inc.	Greenville	SC	Preferred Stock w/ Warrants	\$ 17,299,000	Par							
	2/27/2009	Integra Bank Corporation	Evansville	IN	Preferred Stock w/ Warrants	\$ 83,586,000	Par							
2	2/27/2009	Community First Inc.	Columbia	TN	Preferred Stock w/ Exercised Warrants	\$ 17,806,000	Par							
2	2/27/2009	BNC Financial Group, Inc.	New Canaan	CT	Preferred Stock w/ Exercised Warrants	\$ 4,797,000	Par							
2	2/27/2009	California Bank of Commerce	Lafayette	CA	Preferred Stock w/ Exercised Warrants	\$ 4,000,000	Par							
2	2/27/2009	Columbine Capital Corp.	Buena Vista	CO	Preferred Stock w/ Exercised Warrants	\$ 2,260,000	Par							
2	2/27/2009	National Bancshares, Inc.	Bettendorf	IA	Preferred Stock w/ Exercised Warrants	\$ 24,664,000	Par							
2	2/27/2009	First State Bank of Mobeetie	Mobeetie	TX	Preferred Stock w/ Exercised Warrants	\$ 731,000	Par							

Footnote	Purchase Date	Seller			Purchase Details			Capital Repayment Details		Treasury Investment Remaining After Capital Repayment		Final Disposition		
		Name of Institution	City	State	Investment Description	Investment Amount	Pricing Mechanism	Capital Repayment Date	Capital Repayment Amount (Loss) <sup>6</sup>	Remaining Capital Amount	Remaining Investment Description	Final Disposition Date	Disposition Investment Description	Final Disposition Proceeds
2	2/27/2009	Ridgestone Financial Services, Inc.	Brookfield	WI	Preferred Stock w/ Exercised Warrants	\$ 10,900,000	Par							
2	2/27/2009	Community Business Bank	West Sacramento	CA	Preferred Stock w/ Exercised Warrants	\$ 3,976,000	Par							
2	2/27/2009	D.L. Evans Bancorp	Burley	ID	Preferred Stock w/ Exercised Warrants	\$ 19,891,000	Par							
2	2/27/2009	TriState Capital Holdings, Inc.	Pittsburgh	PA	Preferred Stock w/ Exercised Warrants	\$ 23,000,000	Par							
2	2/27/2009	Green City Bancshares, Inc.	Green City	MO	Preferred Stock w/ Exercised Warrants	\$ 651,000	Par							
2	2/27/2009	First Gothenburg Bancshares, Inc.	Gothenburg	NE	Preferred Stock w/ Exercised Warrants	\$ 7,570,000	Par							
2	2/27/2009	Green Circle Investments, Inc.	Clive	IA	Preferred Stock w/ Exercised Warrants	\$ 2,400,000	Par							
2	2/27/2009	Private Bancorporation, Inc.	Minneapolis	MN	Preferred Stock w/ Exercised Warrants	\$ 4,960,000	Par							
2	2/27/2009	Regent Capital Corporation	Nowata	OK	Preferred Stock w/ Exercised Warrants	\$ 2,655,000	Par							
2	2/27/2009	Central Bancorp, Inc.	Garland	TX	Preferred Stock w/ Exercised Warrants	\$ 22,500,000	Par							
2	2/27/2009	Medallion Bank	Salt Lake City	UT	Preferred Stock w/ Exercised Warrants	\$ 11,800,000	Par							
2	2/27/2009	PSB Financial Corporation	Many	LA	Preferred Stock w/ Exercised Warrants	\$ 9,270,000	Par							
2	2/27/2009	Avenue Financial Holdings, Inc.	Nashville	TN	Preferred Stock w/ Exercised Warrants	\$ 7,400,000	Par							
2	2/27/2009	Howard Bancorp, Inc.	Ellicott City	MD	Preferred Stock w/ Exercised Warrants	\$ 5,983,000	Par							
2	2/27/2009	FNB Bancorp	South San Francisco	CA	Preferred Stock w/ Exercised Warrants	\$ 12,000,000	Par							
2, 13 - 12/4/2009	2/27/2009	The Victory Bancorp, Inc. (The Victory Bank)	Limerick	PA	Preferred Stock w/ Exercised Warrants	\$ 541,000	Par							
2	2/27/2009	Catskill Hudson Bancorp, Inc	Rock Hill	NY	Preferred Stock w/ Exercised Warrants	\$ 3,000,000	Par							
2	2/27/2009	Midtown Bank & Trust Company	Atlanta	GA	Preferred Stock w/ Exercised Warrants	\$ 5,222,000	Par							
	3/6/2009	HCSB Financial Corporation	Loris	SC	Preferred Stock w/ Warrants	\$ 12,895,000	Par							
	3/6/2009	First Busey Corporation	Urbana	IL	Preferred Stock w/ Warrants	\$ 100,000,000	Par							
	3/6/2009	First Federal Bancshares of Arkansas, Inc.	Harrison	AR	Preferred Stock w/ Warrants	\$ 16,500,000	Par							
3	3/6/2009	Citizens Bancshares Corporation	Atlanta	GA	Preferred Stock	\$ 7,462,000	Par							
2	3/6/2009	ICB Financial	Ontario	CA	Preferred Stock w/ Exercised Warrants	\$ 6,000,000	Par							
2	3/6/2009	First Texas BHC, Inc.	Fort Worth	TX	Preferred Stock w/ Exercised Warrants	\$ 13,533,000	Par							
2	3/6/2009	Farmers & Merchants Bancshares, Inc.	Houston	TX	Preferred Stock w/ Exercised Warrants	\$ 11,000,000	Par							
2	3/6/2009	Blue Ridge Bancshares, Inc.	Independence	MO	Preferred Stock w/ Exercised Warrants	\$ 12,000,000	Par							
2	3/6/2009	First Reliance Bancshares, Inc.	Florence	SC	Preferred Stock w/ Exercised Warrants	\$ 15,349,000	Par							
2	3/6/2009	Merchants and Planters Bancshares, Inc.	Toone	TN	Preferred Stock w/ Exercised Warrants	\$ 1,881,000	Par							
2	3/6/2009	First Southwest Bancorporation, Inc.	Alamosa	CO	Preferred Stock w/ Exercised Warrants	\$ 5,500,000	Par							
2	3/6/2009	Germantown Capital Corporation, Inc.	Germantown	TN	Preferred Stock w/ Exercised Warrants	\$ 4,967,000	Par							
2	3/6/2009	BOH Holdings, Inc.	Houston	TX	Preferred Stock w/ Exercised Warrants	\$ 10,000,000	Par							
2	3/6/2009	AmeriBank Holding Company	Collinsville	OK	Preferred Stock w/ Exercised Warrants	\$ 2,492,000	Par							
2	3/6/2009	Highlands Independent Bancshares, Inc.	Sebring	FL	Preferred Stock w/ Exercised Warrants	\$ 6,700,000	Par							
2	3/6/2009	Pinnacle Bank Holding Company, Inc.	Orange City	FL	Preferred Stock w/ Exercised Warrants	\$ 4,389,000	Par							
2	3/6/2009	Blue River Bancshares, Inc.	Shelbyville	IN	Preferred Stock w/ Exercised Warrants	\$ 5,000,000	Par							
2	3/6/2009	Marine Bank & Trust Company	Vero Beach	FL	Preferred Stock w/ Exercised Warrants	\$ 3,000,000	Par							
2	3/6/2009	Community Bancshares of Kansas, Inc.	Goff	KS	Preferred Stock w/ Exercised Warrants	\$ 500,000	Par							
2	3/6/2009	Regent Bancorp, Inc.	Davie	FL	Preferred Stock w/ Exercised Warrants	\$ 9,982,000	Par							
2	3/6/2009	Park Bancorporation, Inc.	Madison	WI	Preferred Stock w/ Exercised Warrants	\$ 23,200,000	Par							
2	3/6/2009	PeoplesSouth Bancshares, Inc.	Colquitt	GA	Preferred Stock w/ Exercised Warrants	\$ 12,325,000	Par							
	3/13/2009	First Place Financial Corp.	Warren	OH	Preferred Stock w/ Warrants	\$ 72,927,000	Par							
	3/13/2009	Salisbury Bancorp, Inc.	Lakeville	CT	Preferred Stock w/ Warrants	\$ 8,816,000	Par							
	3/13/2009	First Northern Community Bancorp	Dixon	CA	Preferred Stock w/ Warrants	\$ 17,390,000	Par							
	3/13/2009	Discover Financial Services	Riverwoods	IL	Preferred Stock w/ Warrants	\$ 1,224,558,000	Par							
	3/13/2009	Provident Community Bancshares, Inc.	Rock Hill	SC	Preferred Stock w/ Warrants	\$ 9,266,000	Par							
3	3/13/2009	First American International Corp.	Brooklyn	NY	Preferred Stock	\$ 17,000,000	Par							
2	3/13/2009	BancIndependent, Inc.	Sheffield	AL	Preferred Stock w/ Exercised Warrants	\$ 21,100,000	Par							
2	3/13/2009	Haviland Bancshares, Inc.	Haviland	KS	Preferred Stock w/ Exercised Warrants	\$ 425,000	Par							
2	3/13/2009	1st United Bancorp, Inc.	Boca Raton	FL	Preferred Stock w/ Exercised Warrants	\$ 10,000,000	Par	11/18/2009 <sup>4</sup>	\$ 10,000,000	\$ 0	Preferred Stock <sup>2</sup>	11/18/2009	Preferred Stock <sup>2,7</sup>	\$ 500,000
2	3/13/2009	Madison Financial Corporation	Richmond	KY	Preferred Stock w/ Exercised Warrants	\$ 3,370,000	Par							
2	3/13/2009	First National Corporation	Strasburg	VA	Preferred Stock w/ Exercised Warrants	\$ 13,900,000	Par							
2	3/13/2009	St. Johns Bancshares, Inc.	St. Louis	MO	Preferred Stock w/ Exercised Warrants	\$ 3,000,000	Par							
2	3/13/2009	Blackhawk Bancorp, Inc.	Beloit	WI	Preferred Stock w/ Exercised Warrants	\$ 10,000,000	Par							
2, 3a - 11/13/2009	3/13/2009	IBW Financial Corporation	Washington	DC	Preferred Stock	\$ 6,000,000	Par							
2	3/13/2009	Butler Point, Inc.	Catlin	IL	Preferred Stock w/ Exercised Warrants	\$ 607,000	Par							
2	3/13/2009	Bank of George	Las Vegas	NV	Preferred Stock w/ Exercised Warrants	\$ 2,672,000	Par							
2	3/13/2009	Moneytree Corporation	Lenoir City	TN	Preferred Stock w/ Exercised Warrants	\$ 9,516,000	Par							
2	3/13/2009	Sovereign Bancshares, Inc.	Dallas	TX	Preferred Stock w/ Exercised Warrants	\$ 18,215,000	Par							
2	3/13/2009	First Intercontinental Bank	Doraville	GA	Preferred Stock w/ Exercised Warrants	\$ 6,398,000	Par							



Footnote	Purchase Date	Seller			Purchase Details			Capital Repayment Details		Treasury Investment Remaining After Capital Repayment		Final Disposition		
		Name of Institution	City	State	Investment Description	Investment Amount	Pricing Mechanism	Capital Repayment Date	Capital Repayment Amount (Loss) <sup>6</sup>	Remaining Capital Amount	Remaining Investment Description	Final Disposition Date	Disposition Investment Description	Final Disposition Proceeds
	3/20/2009	Heritage Oaks Bancorp	Paso Robles	CA	Preferred Stock w/ Warrants	\$ 21,000,000	Par							
2	3/20/2009	Community First Bancshares Inc.	Union City	TN	Preferred Stock w/ Exercised Warrants	\$ 20,000,000	Par							
2	3/20/2009	First NBC Bank Holding Company	New Orleans	LA	Preferred Stock w/ Exercised Warrants	\$ 17,836,000	Par							
2	3/20/2009	First Colebrook Bancorp, Inc.	Colebrook	NH	Preferred Stock w/ Exercised Warrants	\$ 4,500,000	Par							
2	3/20/2009	Kirksville Bancorp, Inc.	Kirksville	MO	Preferred Stock w/ Exercised Warrants	\$ 470,000	Par							
2	3/20/2009	Peoples Bancshares of TN, Inc	Madisonville	TN	Preferred Stock w/ Exercised Warrants	\$ 3,900,000	Par							
2	3/20/2009	Premier Bank Holding Company	Tallahassee	FL	Preferred Stock w/ Exercised Warrants	\$ 9,500,000	Par							
2	3/20/2009	Citizens Bank & Trust Company	Covington	LA	Preferred Stock w/ Exercised Warrants	\$ 2,400,000	Par							
2	3/20/2009	Farmers & Merchants Financial Corporation	Argonia	KS	Preferred Stock w/ Exercised Warrants	\$ 442,000	Par							
2	3/20/2009	Farmers State Bankshares, Inc.	Holton	KS	Preferred Stock w/ Exercised Warrants	\$ 700,000	Par							
2	3/27/2009	SBT Bancorp, Inc.	Simsbury	CT	Preferred Stock w/ Exercised Warrants	\$ 4,000,000	Par							
2	3/27/2009	CSRA Bank Corp.	Wrens	GA	Preferred Stock w/ Exercised Warrants	\$ 2,400,000	Par							
2	3/27/2009	Trinity Capital Corporation	Los Alamos	NM	Preferred Stock w/ Exercised Warrants	\$ 35,539,000	Par							
2	3/27/2009	Clover Community Bankshares, Inc.	Clover	SC	Preferred Stock w/ Exercised Warrants	\$ 3,000,000	Par							
2	3/27/2009	Pathway Bancorp	Cairo	NE	Preferred Stock w/ Exercised Warrants	\$ 3,727,000	Par							
2	3/27/2009	Colonial American Bank	West Conshohocken	PA	Preferred Stock w/ Exercised Warrants	\$ 574,000	Par							
2	3/27/2009	MS Financial, Inc.	Kingwood	TX	Preferred Stock w/ Exercised Warrants	\$ 7,723,000	Par							
2	3/27/2009	Triad Bancorp, Inc.	Frontenac	MO	Preferred Stock w/ Exercised Warrants	\$ 3,700,000	Par							
2	3/27/2009	Alpine Banks of Colorado	Glenwood Springs	CO	Preferred Stock w/ Exercised Warrants	\$ 70,000,000	Par							
2	3/27/2009	Naples Bancorp, Inc.	Naples	FL	Preferred Stock w/ Exercised Warrants	\$ 4,000,000	Par							
2	3/27/2009	CBS Banc-Corp.	Russellville	AL	Preferred Stock w/ Exercised Warrants	\$ 24,300,000	Par							
2	3/27/2009	IBT Bancorp, Inc.	Irving	TX	Preferred Stock w/ Exercised Warrants	\$ 2,295,000	Par							
2	3/27/2009	Spirit BankCorp, Inc.	Bristow	OK	Preferred Stock w/ Exercised Warrants	\$ 30,000,000	Par							
2	3/27/2009	Maryland Financial Bank	Towson	MD	Preferred Stock w/ Exercised Warrants	\$ 1,700,000	Par							
2, 3	4/3/2009	First Capital Bancorp, Inc.	Glen Ellen	VA	Preferred Stock w/ Warrants	\$ 10,958,000	Par							
2	4/3/2009	Tri-State Bank of Memphis	Memphis	TN	Preferred Stock	\$ 2,795,000	Par							
2	4/3/2009	Fortune Financial Corporation	Arnold	MO	Preferred Stock w/ Exercised Warrants	\$ 3,100,000	Par							
2	4/3/2009	BancStar, Inc.	Festus	MO	Preferred Stock w/ Exercised Warrants	\$ 8,600,000	Par							
2	4/3/2009	Titonka Bancshares, Inc	Titonka	IA	Preferred Stock w/ Exercised Warrants	\$ 2,117,000	Par							
2	4/3/2009	Millennium Bancorp, Inc.	Edwards	CO	Preferred Stock w/ Exercised Warrants	\$ 7,260,000	Par							
2	4/3/2009	TriSummit Bank	Kingsport	TN	Preferred Stock w/ Exercised Warrants	\$ 2,765,000	Par							
2	4/3/2009	Prairie Star Bancshares, Inc.	Olathe	KS	Preferred Stock w/ Exercised Warrants	\$ 2,800,000	Par							
2	4/3/2009	Community First Bancshares, Inc.	Harrison	AR	Preferred Stock w/ Exercised Warrants	\$ 12,725,000	Par							
2	4/3/2009	BCB Holding Company, Inc.	Theodore	AL	Preferred Stock w/ Exercised Warrants	\$ 1,706,000	Par							
3	4/10/2009	City National Bancshares Corporation	Newark	NJ	Preferred Stock	\$ 9,439,000	Par							
2	4/10/2009	First Business Bank, N.A.	San Diego	CA	Preferred Stock w/ Exercised Warrants	\$ 2,211,000	Par							
2	4/10/2009	SV Financial, Inc.	Sterling	IL	Preferred Stock w/ Exercised Warrants	\$ 4,000,000	Par							
2	4/10/2009	Capital Commerce Bancorp, Inc.	Milwaukee	WI	Preferred Stock w/ Exercised Warrants	\$ 5,100,000	Par							
2	4/10/2009	Metropolitan Capital Bancorp, Inc.	Chicago	IL	Preferred Stock w/ Exercised Warrants	\$ 2,040,000	Par							
2	4/17/2009	Bank of the Carolinas Corporation	Mocksville	NC	Preferred Stock w/ Warrants	\$ 13,179,000	Par							
2	4/17/2009	Penn Liberty Financial Corp.	Wayne	PA	Preferred Stock w/ Exercised Warrants	\$ 9,960,000	Par							
2	4/17/2009	Tifton Banking Company	Tifton	GA	Preferred Stock w/ Exercised Warrants	\$ 3,800,000	Par							
2	4/17/2009	Patterson Bancshares, Inc	Patterson	LA	Preferred Stock w/ Exercised Warrants	\$ 3,690,000	Par							
2	4/17/2009	BNB Financial Services Corporation	New York	NY	Preferred Stock w/ Exercised Warrants	\$ 7,500,000	Par							
2	4/17/2009	Omega Capital Corp.	Lakewood	CO	Preferred Stock w/ Exercised Warrants	\$ 2,816,000	Par							
2	4/24/2009	Mackinac Financial Corporation	Manistique	MI	Preferred Stock w/ Warrants	\$ 11,000,000	Par							
2	4/24/2009	Birmingham Bloomfield Bancshares, Inc	Birmingham	MI	Preferred Stock w/ Exercised Warrants	\$ 1,635,000	Par							
2	4/24/2009	Vision Bank - Texas	Richardson	TX	Preferred Stock w/ Exercised Warrants	\$ 1,500,000	Par							
2	4/24/2009	Oregon Bancorp, Inc.	Salem	OR	Preferred Stock w/ Exercised Warrants	\$ 3,216,000	Par							
2	4/24/2009	Peoples Bancorporation, Inc.	Easley	SC	Preferred Stock w/ Exercised Warrants	\$ 12,660,000	Par							
2	4/24/2009	Indiana Bank Corp.	Dana	IN	Preferred Stock w/ Exercised Warrants	\$ 1,312,000	Par							
2	4/24/2009	Business Bancshares, Inc.	Clayton	MO	Preferred Stock w/ Exercised Warrants	\$ 15,000,000	Par							
2	4/24/2009	Standard Bancshares, Inc.	Hickory Hills	IL	Preferred Stock w/ Exercised Warrants	\$ 60,000,000	Par							
2	4/24/2009	York Traditions Bank	York	PA	Preferred Stock w/ Exercised Warrants	\$ 4,871,000	Par							
2	4/24/2009	Grand Capital Corporation	Tulsa	OK	Preferred Stock w/ Exercised Warrants	\$ 4,000,000	Par							
2	4/24/2009	Allied First Bancorp, Inc.	Oswego	IL	Preferred Stock w/ Exercised Warrants	\$ 3,652,000	Par							
8	4/24/2009	Frontier Bancshares, Inc.	Austin	TX	Subordinated Debentures w/ Exercised Warrants	\$ 3,000,000	Par	11/24/2009 <sup>4</sup>	\$ 1,600,000	\$ 1,400,000	Subordinated Debentures <sup>5</sup>			
	5/1/2009	Village Bank and Trust Financial Corp	Midlothian	VA	Preferred Stock w/ Warrants	\$ 14,738,000	Par							
2	5/1/2009	CenterBank	Milford	OH	Preferred Stock w/ Exercised Warrants	\$ 2,250,000	Par							

Footnote	Purchase Date	Seller			Purchase Details			Capital Repayment Details		Treasury Investment Remaining After Capital Repayment		Final Disposition		
		Name of Institution	City	State	Investment Description	Investment Amount	Pricing Mechanism	Capital Repayment Date	Capital Repayment Amount (Loss) <sup>6</sup>	Remaining Capital Amount	Remaining Investment Description	Final Disposition Date	Disposition Investment Description	Final Disposition Proceeds
2	5/1/2009	Georgia Primary Bank	Atlanta	GA	Preferred Stock w/ Exercised Warrants	\$ 4,500,000	Par							
2	5/1/2009	Union Bank & Trust Company	Oxford	NC	Preferred Stock w/ Exercised Warrants	\$ 3,194,000	Par							
2	5/1/2009	HPK Financial Corporation	Chicago	IL	Preferred Stock w/ Exercised Warrants	\$ 4,000,000	Par							
8	5/1/2009	OSB Financial Services, Inc.	Orange	TX	Subordinated Debentures w/ Exercised Warrants	\$ 6,100,000	Par							
8	5/1/2009	Security State Bank Holding-Company	Jamestown	ND	Subordinated Debentures w/ Exercised Warrants	\$ 10,750,000	Par							
2	5/8/2009	Highlands State Bank	Vernon	NJ	Preferred Stock w/ Exercised Warrants	\$ 3,091,000	Par							
2	5/8/2009	One Georgia Bank	Atlanta	GA	Preferred Stock w/ Exercised Warrants	\$ 5,500,000	Par							
2	5/8/2009	Gateway Bancshares, Inc.	Ringgold	GA	Preferred Stock w/ Exercised Warrants	\$ 6,000,000	Par							
8	5/8/2009	Freepoint Bancshares, Inc.	Freepoint	IL	Subordinated Debentures w/ Exercised Warrants	\$ 3,000,000	Par							
8	5/8/2009	Investors Financial Corporation of Pettis County, Inc.	Sedalia	MO	Subordinated Debentures w/ Exercised Warrants	\$ 4,000,000	Par							
8	5/8/2009	Sword Financial Corporation	Horicon	WI	Subordinated Debentures w/ Exercised Warrants	\$ 13,644,000	Par							
3, 8	5/8/2009	Premier Bancorp, Inc.	Wilmette	IL	Subordinated Debentures	\$ 6,784,000	Par							
	5/15/2009	Mercantile Bank Corporation	Grand Rapids	MI	Preferred Stock w/ Warrants	\$ 21,000,000	Par							
2	5/15/2009	Northern State Bank	Closter	NJ	Preferred Stock w/ Exercised Warrants	\$ 1,341,000	Par							
2	5/15/2009	Western Reserve Bancorp, Inc.	Medina	OH	Preferred Stock w/ Exercised Warrants	\$ 4,700,000	Par							
2	5/15/2009	Community Financial Shares, Inc.	Glen Ellyn	IL	Preferred Stock w/ Exercised Warrants	\$ 6,970,000	Par							
2	5/15/2009	Worthington Financial Holdings, Inc.	Huntsville	AL	Preferred Stock w/ Exercised Warrants	\$ 2,720,000	Par							
2	5/15/2009	First Community Bancshares, Inc.	Overland Park	KS	Preferred Stock w/ Exercised Warrants	\$ 14,800,000	Par							
2	5/15/2009	Southern Heritage Bancshares, Inc.	Cleveland	TN	Preferred Stock w/ Exercised Warrants	\$ 4,862,000	Par							
2	5/15/2009	Foresight Financial Group, Inc.	Rockford	IL	Preferred Stock w/ Exercised Warrants	\$ 15,000,000	Par							
3, 8	5/15/2009	IBC Bancorp, Inc.	Chicago	IL	Subordinated Debentures	\$ 4,205,000	Par							
8	5/15/2009	Boscobel Bancorp, Inc.	Boscobel	WI	Subordinated Debentures w/ Exercised Warrants	\$ 5,586,000	Par							
8	5/15/2009	Brogan Bankshares, Inc.	Kaukauna	WI	Subordinated Debentures w/ Exercised Warrants	\$ 2,400,000	Par							
8	5/15/2009	Riverside Bancshares, Inc.	Little Rock	AR	Subordinated Debentures w/ Exercised Warrants	\$ 1,100,000	Par							
8	5/15/2009	Deerfield Financial Corporation	Deerfield	WI	Subordinated Debentures w/ Exercised Warrants	\$ 2,639,000	Par							
8	5/15/2009	Market Street Bancshares, Inc.	Mt. Vernon	IL	Subordinated Debentures w/ Exercised Warrants	\$ 20,300,000	Par							
2	5/22/2009	The Landrum Company	Columbia	MO	Preferred Stock w/ Exercised Warrants	\$ 15,000,000	Par							
2	5/22/2009	First Advantage Bancshares Inc.	Coon Rapids	MN	Preferred Stock w/ Exercised Warrants	\$ 1,177,000	Par							
2	5/22/2009	Fort Lee Federal Savings Bank	Fort Lee	NJ	Preferred Stock w/ Exercised Warrants	\$ 1,300,000	Par							
2	5/22/2009	Blackridge Financial, Inc.	Fargo	ND	Preferred Stock w/ Exercised Warrants	\$ 5,000,000	Par							
2	5/22/2009	Illinois State Bancorp, Inc.	Chicago	IL	Preferred Stock w/ Exercised Warrants	\$ 6,272,000	Par							
2	5/22/2009	Universal Bancorp	Bloomfield	IN	Preferred Stock w/ Exercised Warrants	\$ 9,900,000	Par							
2	5/22/2009	Franklin Bancorp, Inc.	Washington	MO	Preferred Stock w/ Exercised Warrants	\$ 5,097,000	Par							
8	5/22/2009	Commonwealth Bancshares, Inc.	Louisville	KY	Subordinated Debentures w/ Exercised Warrants	\$ 20,400,000	Par							
8	5/22/2009	Premier Financial Corp	Dubuque	IA	Subordinated Debentures w/ Exercised Warrants	\$ 6,349,000	Par							
8	5/22/2009	F & C Bancorp, Inc.	Holden	MO	Subordinated Debentures w/ Exercised Warrants	\$ 2,993,000	Par							
8	5/22/2009	Diamond Bancorp, Inc.	Washington	MO	Subordinated Debentures w/ Exercised Warrants	\$ 20,445,000	Par							
8	5/22/2009	United Bank Corporation	Barnesville	GA	Subordinated Debentures w/ Exercised Warrants	\$ 14,400,000	Par							
	5/29/2009	Community Bank Shares of Indiana, Inc.	New Albany	IN	Preferred Stock w/ Warrants	\$ 19,468,000	Par							
2	5/29/2009	American Premier Bancorp	Arcadia	CA	Preferred Stock w/ Exercised Warrants	\$ 1,800,000	Par							
2	5/29/2009	CB Holding Corp.	Aledo	IL	Preferred Stock w/ Exercised Warrants	\$ 4,114,000	Par							
2	5/29/2009	Citizens Bancshares Co.	Chillicothe	MO	Preferred Stock w/ Exercised Warrants	\$ 24,990,000	Par							
2	5/29/2009	Grand Mountain Bancshares, Inc.	Granby	CO	Preferred Stock w/ Exercised Warrants	\$ 3,076,000	Par							
2	5/29/2009	Two Rivers Financial Group	Burlington	IA	Preferred Stock w/ Exercised Warrants	\$ 12,000,000	Par							
8	5/29/2009	Fidelity Bancorp, Inc	Baton Rouge	LA	Subordinated Debentures w/ Exercised Warrants	\$ 3,942,000	Par							
8	5/29/2009	Chambers Bancshares, Inc.	Danville	AR	Subordinated Debentures w/ Exercised Warrants	\$ 19,817,000	Par							
2	6/5/2009	Covenant Financial Corporation	Clarksdale	MS	Preferred Stock w/ Exercised Warrants	\$ 5,000,000	Par							

Footnote	Purchase Date	Seller			Purchase Details			Capital Repayment Details		Treasury Investment Remaining After Capital Repayment		Final Disposition		
		Name of Institution	City	State	Investment Description	Investment Amount	Pricing Mechanism	Capital Repayment Date	Capital Repayment Amount (Loss) <sup>6</sup>	Remaining Capital Amount	Remaining Investment Description	Final Disposition Date	Disposition Investment Description	Final Disposition Proceeds
8	6/5/2009	First Trust Corporation	New Orleans	LA	Subordinated Debentures w/ Exercised Warrants	\$ 17,969,000	Par							
8, 10	6/5/2009	OneFinancial Corporation	Little Rock	AR	Subordinated Debentures w/ Exercised Warrants	\$ 17,300,000	Par							
2	6/12/2009	Berkshire Bancorp, Inc.	Wyomissing	PA	Preferred Stock w/ Exercised Warrants	\$ 2,892,000	Par							
2, 10	6/12/2009	First Vernon Bancshares, Inc.	Vernon	AL	Preferred Stock w/ Exercised Warrants	\$ 6,000,000	Par							
2	6/12/2009	SouthFirst Bancshares, Inc.	Sylacauga	AL	Preferred Stock w/ Exercised Warrants	\$ 2,760,000	Par							
2, 10	6/12/2009	Virginia Company Bank	Newport News	VA	Preferred Stock w/ Exercised Warrants	\$ 4,700,000	Par							
2	6/12/2009	Enterprise Financial Services Group, Inc.	Allison Park	PA	Preferred Stock w/ Exercised Warrants	\$ 4,000,000	Par							
8, 10	6/12/2009	First Financial Bancshares, Inc.	Lawrence	KS	Subordinated Debentures w/ Exercised Warrants	\$ 3,756,000	Par							
8	6/12/2009	River Valley Bancorporation, Inc.	Wausau	WI	Subordinated Debentures w/ Exercised Warrants	\$ 15,000,000	Par							
2	6/19/2009	Merchants and Manufacturers Bank Corporation	Joliet	IL	Preferred Stock w/ Exercised Warrants	\$ 3,510,000	Par							
2, 10	6/19/2009	RCB Financial Corporation	Rome	GA	Preferred Stock w/ Exercised Warrants	\$ 8,900,000	Par							
8	6/19/2009	Manhattan Bancshares, Inc.	Manhattan	IL	Subordinated Debentures w/ Exercised Warrants	\$ 2,639,000	Par							
8, 10	6/19/2009	Biscayne Bancshares, Inc.	Coconut Grove	FL	Subordinated Debentures w/ Exercised Warrants	\$ 6,400,000	Par							
8	6/19/2009	Duke Financial Group, Inc.	Minneapolis	MN	Subordinated Debentures w/ Exercised Warrants	\$ 12,000,000	Par							
8	6/19/2009	Farmers Enterprises, Inc.	Great Bend	KS	Subordinated Debentures w/ Exercised Warrants	\$ 12,000,000	Par							
8	6/19/2009	Century Financial Services Corporation	Santa Fe	NM	Subordinated Debentures w/ Exercised Warrants	\$ 10,000,000	Par							
8	6/19/2009	NEMO Bancshares Inc.	Madison	MO	Subordinated Debentures w/ Exercised Warrants	\$ 2,330,000	Par							
3, 8	6/19/2009	University Financial Corp, Inc.	St. Paul	MN	Subordinated Debentures	\$ 11,926,000	Par							
8	6/19/2009	Suburban Illinois Bancorp, Inc.	Elmhurst	IL	Subordinated Debentures w/ Exercised Warrants	\$ 15,000,000	Par							
	6/26/2009	Hartford Financial Services Group, Inc.	Hartford	CT	Preferred Stock w/ Warrants	\$ 3,400,000,000	Par	3/31/2010 <sup>4</sup>	\$ 3,400,000,000.00	\$ 0	Warrants			
2	6/26/2009	Fidelity Resources Company	Plano	TX	Preferred Stock w/ Exercised Warrants	\$ 3,000,000	Par							
2, 10	6/26/2009	Waukesha Bankshares, Inc.	Waukesha	WI	Preferred Stock w/ Exercised Warrants	\$ 5,625,000	Par							
2	6/26/2009	FC Holdings, Inc.	Houston	TX	Preferred Stock w/ Exercised Warrants	\$ 21,042,000	Par							
2, 10	6/26/2009	Security Capital Corporation	Batesville	MS	Preferred Stock w/ Exercised Warrants	\$ 17,388,000	Par							
2	6/26/2009	First Alliance Bancshares, Inc.	Cordova	TN	Preferred Stock w/ Exercised Warrants	\$ 3,422,000	Par							
2	6/26/2009	Gulfstream Bancshares, Inc.	Stuart	FL	Preferred Stock w/ Exercised Warrants	\$ 7,500,000	Par							
2, 10	6/26/2009	Gold Canyon Bank	Gold Canyon	AZ	Preferred Stock w/ Exercised Warrants	\$ 1,607,000	Par							
2, 3, 10	6/26/2009	M&F Bancorp, Inc.	Durham	NC	Preferred Stock	\$ 11,735,000	Par							
2	6/26/2009	Metropolitan Bank Group, Inc.	Chicago	IL	Preferred Stock w/ Exercised Warrants	\$ 71,526,000	Par							
2	6/26/2009	NC Bancorp, Inc.	Chicago	IL	Preferred Stock w/ Exercised Warrants	\$ 6,880,000	Par							
2	6/26/2009	Alliance Bancshares, Inc.	Dalton	GA	Preferred Stock w/ Exercised Warrants	\$ 2,986,000	Par							
8	6/26/2009	Stearns Financial Services, Inc.	St. Cloud	MN	Subordinated Debentures w/ Exercised Warrants	\$ 24,900,000	Par							
8	6/26/2009	Signature Bancshares, Inc.	Dallas	TX	Subordinated Debentures w/ Exercised Warrants	\$ 1,700,000	Par							
8	6/26/2009	Fremont Bancorporation	Fremont	CA	Subordinated Debentures w/ Exercised Warrants	\$ 35,000,000	Par							
8	6/26/2009	Alliance Financial Services Inc.	Saint Paul	MN	Subordinated Debentures w/ Exercised Warrants	\$ 12,000,000	Par							
	7/10/2009	Lincoln National Corporation	Radnor	PA	Preferred Stock w/ Warrants	\$ 950,000,000	Par							
2, 10	7/10/2009	Bancorp Financial, Inc.	Oak Brook	IL	Preferred Stock w/ Exercised Warrants	\$ 13,669,000	Par							
2	7/17/2009	Brotherhood Bancshares, Inc.	Kansas City	KS	Preferred Stock w/ Exercised Warrants	\$ 11,000,000	Par							
2	7/17/2009	SouthCrest Financial Group, Inc.	Fayetteville	GA	Preferred Stock w/ Exercised Warrants	\$ 12,900,000	Par							
2,3	7/17/2009	Harbor Bankshares Corporation	Baltimore	MD	Preferred Stock	\$ 6,800,000	Par							
8	7/17/2009	First South Bancorp, Inc.	Lexington	TN	Subordinated Debentures w/ Exercised Warrants	\$ 50,000,000	Par							
8	7/17/2009	Great River Holding Company	Baxter	MN	Subordinated Debentures w/ Exercised Warrants	\$ 8,400,000	Par							
8, 10	7/17/2009	Plato Holdings Inc.	Saint Paul	MN	Subordinated Debentures w/ Exercised Warrants	\$ 2,500,000	Par							
	7/24/2009	Yadkin Valley Financial Corporation	Elkin	NC	Preferred Stock w/ Warrants	\$ 13,312,000	Par							
2, 10	7/24/2009	Community Bancshares, Inc.	Kingman	AZ	Preferred Stock w/ Exercised Warrants	\$ 3,872,000	Par							
2	7/24/2009	Florida Bank Group, Inc.	Tampa	FL	Preferred Stock w/ Exercised Warrants	\$ 20,471,000	Par							

Footnote	Purchase Date	Seller			Purchase Details			Capital Repayment Details		Treasury Investment Remaining After Capital Repayment		Final Disposition		
		Name of Institution	City	State	Investment Description	Investment Amount	Pricing Mechanism	Capital Repayment Date	Capital Repayment Amount (Loss) <sup>6</sup>	Remaining Capital Amount	Remaining Investment Description	Final Disposition Date	Disposition Investment Description	Final Disposition Proceeds
8	7/24/2009	First American Bank Corporation	Elk Grove Village	IL	Subordinated Debentures w/ Exercised Warrants	\$ 50,000,000	Par							
2	7/31/2009	Chicago Shore Corporation	Chicago	IL	Preferred Stock w/ Exercised Warrants	\$ 7,000,000	Par							
8, 10	7/31/2009	Financial Services of Winger, Inc.	Winger	MN	Subordinated Debentures w/ Exercised Warrants	\$ 3,742,000	Par							
2	8/7/2009	The ANB Corporation	Terrell	TX	Preferred Stock w/ Exercised Warrants	\$ 20,000,000	Par							
2	8/7/2009	U.S. Century Bank	Miami	FL	Preferred Stock w/ Exercised Warrants	\$ 50,236,000	Par							
2	8/14/2009	Bank Financial Services, Inc.	Eden Prairie	MN	Preferred Stock w/ Exercised Warrants	\$ 1,004,000	Par							
2	8/21/2009	KS Bancorp, Inc.	Smithfield	NC	Preferred Stock w/ Exercised Warrants	\$ 4,000,000	Par							
8	8/21/2009	AmFirst Financial Services, Inc.	McCook	NE	Subordinated Debentures w/ Exercised Warrants	\$ 5,000,000	Par							
2, 3	8/28/2009	First Independence Corporation	Detroit	MI	Preferred Stock	\$ 3,223,000	Par							
2	8/28/2009	First Guaranty Bancshares, Inc.	Hammond	LA	Preferred Stock w/ Exercised Warrants	\$ 20,699,000	Par							
2, 10	8/28/2009	CoastalSouth Bancshares, Inc.	Hilton Head Island	SC	Preferred Stock w/ Exercised Warrants	\$ 16,015,000	Par							
8, 10	8/28/2009	TCB Corporation	Greenwood	SC	Subordinated Debentures w/ Exercised Warrants	\$ 9,720,000	Par							
8, 10	9/4/2009	The State Bank of Bartley	Bartley	NE	Subordinated Debentures w/ Exercised Warrants	\$ 1,697,000	Par							
	9/11/2009	Pathfinder Bancorp, Inc.	Oswego	NY	Preferred Stock w/ Warrants	\$ 6,771,000	Par							
2	9/11/2009	Community Bancshares of Mississippi, Inc.	Brandon	MS	Preferred Stock w/ Exercised Warrants	\$ 52,000,000	Par							
2, 10	9/11/2009	Heartland Bancshares, Inc.	Franklin	IN	Preferred Stock w/ Exercised Warrants	\$ 7,000,000	Par							
2, 10	9/11/2009	PFSB Bancorporation, Inc.	Pigeon Falls	WI	Preferred Stock w/ Exercised Warrants	\$ 1,500,000	Par							
8	9/11/2009	First Eagle Bancshares, Inc.	Hanover Park	IL	Subordinated Debentures w/ Exercised Warrants	\$ 7,500,000	Par							
2, 10	9/18/2009	IA Bancorp, Inc.	Iselin	NJ	Preferred Stock w/ Exercised Warrants	\$ 5,976,000	Par							
2, 10	9/18/2009	HomeTown Bankshares Corporation	Roanoke	VA	Preferred Stock w/ Exercised Warrants	\$ 10,000,000	Par							
2, 10	9/25/2009	Heritage Bankshares, Inc.	Norfolk	VA	Preferred Stock w/ Exercised Warrants	\$ 10,103,000	Par							
2	9/25/2009	Mountain Valley Bancshares, Inc.	Cleveland	GA	Preferred Stock w/ Exercised Warrants	\$ 3,300,000	Par							
8	9/25/2009	Grand Financial Corporation	Hattiesburg	MS	Subordinated Debentures w/ Exercised Warrants	\$ 2,443,320	Par							
3, 8	9/25/2009	Guaranty Capital Corporation	Belzoni	MS	Subordinated Debentures	\$ 14,000,000	Par							
10, 21	9/25/2009	GulfSouth Private Bank	Destin	FL	Preferred Stock w/ Exercised Warrants	\$ 7,500,000	Par							
8, 10	9/25/2009	Steele Street Bank Corporation	Denver	CO	Subordinated Debentures w/ Exercised Warrants	\$ 11,019,000	Par							
	10/2/2009	Premier Financial Bancorp, Inc.	Huntington	WV	Preferred Stock w/ Warrants	\$ 22,252,000	Par							
2, 10	10/2/2009	Providence Bank	Rocky Mount	NC	Preferred Stock w/ Exercised Warrants	\$ 4,000,000	Par							
2, 10	10/23/2009	Regents Bancshares, Inc.	Vancouver	WA	Preferred Stock w/ Exercised Warrants	\$ 12,700,000	Par							
8	10/23/2009	Cardinal Bancorp II, Inc.	Washington	MO	Subordinated Debentures w/ Exercised Warrants	\$ 6,251,000	Par							
2	10/30/2009	Randolph Bank & Trust Company	Asheboro	NC	Preferred Stock w/ Exercised Warrants	\$ 6,229,000	Par							
2, 10a	10/30/2009	WashingtonFirst Bankshares, Inc.	Reston	VA	Preferred Stock	\$ 6,842,000	Par							
2, 10a	11/6/2009	F & M Bancshares, Inc.	Trezevant	TN	Preferred Stock	\$ 3,535,000	Par							
2, 10	11/13/2009	Fidelity Federal Bancorp	Evansville	IN	Preferred Stock w/ Exercised Warrants	\$ 6,657,000	Par							
8, 10	11/13/2009	Community Pride Bank Corporation	Ham Lake	MN	Subordinated Debentures w/ Exercised Warrants	\$ 4,400,000	Par							
2, 10a	11/13/2009	HPK Financial Corporation	Chicago	IL	Preferred Stock w/ Exercised Warrants	\$ 5,000,000	Par							
2, 10	11/20/2009	Presidio Bank	San Francisco	CA	Preferred Stock w/ Exercised Warrants	\$ 10,800,000	Par							
2	11/20/2009	McLeod Bancshares, Inc.	Shorewood	MN	Preferred Stock w/ Exercised Warrants	\$ 6,000,000	Par							
2, 10a	11/20/2009	Metropolitan Capital Bancorp, Inc.	Chicago	IL	Preferred Stock	\$ 2,348,000	Par							
3, 10a	12/4/2009	Broadway Financial Corporation	Los Angeles	CA	Preferred Stock	\$ 6,000,000	Par							
2	12/4/2009	Delmar Bancorp	Delmar	MD	Preferred Stock w/ Exercised Warrants	\$ 9,000,000	Par							
2, 10	12/4/2009	Liberty Bancshares, Inc.	Fort Worth	TX	Preferred Stock w/ Exercised Warrants	\$ 6,500,000	Par							
2	12/11/2009	First Community Financial Partners, Inc.	Joliet	IL	Preferred Stock w/ Exercised Warrants	\$ 22,000,000	Par							
2, 10	12/11/2009	Wachusett Financial Services, Inc.	Clinton	MA	Preferred Stock w/ Exercised Warrants	\$ 12,000,000	Par							
8	12/11/2009	Nationwide Bankshares, Inc.	West Point	NE	Subordinated Debentures w/ Exercised Warrants	\$ 2,000,000	Par							
2, 10a	12/11/2009	GrandSouth Bancorporation	Greenville	SC	Preferred Stock	\$ 6,319,000	Par							
2, 10a	12/11/2009	1st Enterprise Bank	Los Angeles	CA	Preferred Stock	\$ 6,000,000	Par							
2, 10a	12/11/2009	First Resource Bank	Exton	PA	Preferred Stock	\$ 2,417,000	Par							
2, 10a	12/11/2009	First Western Financial, Inc.	Denver	CO	Preferred Stock	\$ 11,881,000	Par							
2, 10a	12/11/2009	Meridian Bank	Devon	PA	Preferred Stock	\$ 6,335,000	Par							
2, 10a	12/11/2009	The Victory Bancorp, Inc.	Limerick	PA	Preferred Stock w/ Exercised Warrants	\$ 1,505,000	Par							
2, 10a	12/11/2009	First Business Bank, N.A.	San Diego	CA	Preferred Stock	\$ 2,032,000	Par							

Footnote	Purchase Date	Seller			Purchase Details			Capital Repayment Details		Treasury Investment Remaining After Capital Repayment		Final Disposition		
		Name of Institution	City	State	Investment Description	Investment Amount	Pricing Mechanism	Capital Repayment Date	Capital Repayment Amount (Loss) <sup>6</sup>	Remaining Capital Amount	Remaining Investment Description	Final Disposition Date	Disposition Investment Description	Final Disposition Proceeds
2	12/18/2009	Layton Park Financial Group	Milwaukee	WI	Preferred Stock w/ Exercised Warrants	\$ 3,000,000	Par							
2, 10	12/18/2009	Centric Financial Corporation	Harrisburg	PA	Preferred Stock w/ Exercised Warrants	\$ 6,056,000	Par							
2	12/18/2009	Valley Financial Group, Ltd., 1st State Bank	Saginaw	MI	Preferred Stock w/ Exercised Warrants	\$ 1,300,000	Par							
2, 10a	12/18/2009	Cache Valley Banking Company	Logan	UT	Preferred Stock	\$ 4,640,000	Par							
2, 10a	12/18/2009	Birmingham Bloomfield Bancshares, Inc	Birmingham	MI	Preferred Stock	\$ 1,744,000	Par							
2, 10a	12/18/2009	First Priority Financial Corp.	Malvern	PA	Preferred Stock	\$ 4,596,000	Par							
2, 10a	12/18/2009	Northern State Bank	Closter	NJ	Preferred Stock	\$ 1,230,000	Par							
2, 10a	12/18/2009	Union Bank & Trust Company	Oxford	NC	Preferred Stock	\$ 2,997,000	Par							
2, 10	12/22/2009	First Freedom Bancshares, Inc.	Lebanon	TN	Preferred Stock w/ Exercised Warrants	\$ 8,700,000	Par							
2, 10a	12/22/2009	First Choice Bank	Cerritos	CA	Preferred Stock	\$ 2,836,000	Par							
2, 10a	12/22/2009	Highlands State Bank	Vernon	NJ	Preferred Stock	\$ 2,359,000	Par							
2, 10a	12/22/2009	Medallion Bank	Salt Lake City	UT	Preferred Stock w/ Exercised Warrants	\$ 9,698,000	Par							
2, 10a	12/22/2009	Catskill Hudson Bancorp, Inc	Rock Hill	NY	Preferred Stock w/ Exercised Warrants	\$ 3,500,000	Par							
2, 10a	12/22/2009	TriSummit Bank	Kingsport	TN	Preferred Stock	\$ 4,237,000	Par							
2, 10	12/29/2009	Atlantic Bancshares, Inc.	Bluffton	SC	Preferred Stock w/ Exercised Warrants	\$ 2,000,000	Par							
2, 10	12/29/2009	Union Financial Corporation	Albuquerque	NM	Preferred Stock w/ Exercised Warrants	\$ 2,179,000	Par							
2	12/29/2009	Mainline Bancorp, Inc.	Ebensburg	PA	Preferred Stock w/ Exercised Warrants	\$ 4,500,000	Par							
8, 10	12/29/2009	FBHC Holding Company	Boulder	CO	Subordinated Debentures w/ Exercised Warrants	\$ 3,035,000	Par							
2, 10a	12/29/2009	Western Illinois Bancshares Inc.	Monmouth	IL	Preferred Stock	\$ 4,567,000	Par							
2, 10a	12/29/2009	DeSoto County Bank	Horn Lake	MS	Preferred Stock	\$ 1,508,000	Par							
2, 10a	12/29/2009	Lafayette Bancorp, Inc.	Oxford	MS	Preferred Stock	\$ 2,453,000	Par							
2, 10a	12/29/2009	Private Bancorporation, Inc.	Minneapolis	MN	Preferred Stock	\$ 3,262,000	Par							
2, 10a	12/29/2009	CBB Bancorp	Cartersville	GA	Preferred Stock	\$ 1,753,000	Par							
2, 10a	12/29/2009	Illinois State Bancorp, Inc.	Chicago	IL	Preferred Stock w/ Exercised Warrants	\$ 4,000,000	Par							

**Total Purchase Amount**    \$ 204,899,330,320

**Total Capital Repayment Amount**    \$ 135,829,721,000  
**Total Losses**    \$ (2,334,120,000)

**Total Warrant Proceeds**    \$ 4,377,690,148

**TOTAL TREASURY CPP INVESTMENT AMOUNT**    \$ 66,735,489,320

1a/ This transaction was included in previous Transaction Reports with Merrill Lynch & Co., Inc. listed as the qualifying institution and a 10/28/2008 transaction date, footnoted to indicate that settlement was deferred pending merger. The purchase of Merrill Lynch by Bank of America was completed on 1/1/2009, and this transaction under the CPP was funded on 1/9/2009.

1b/ The warrant disposition proceeds amount are stated pro rata in respect of the CPP investments in Bank of America Corporation that occurred on 10/28/2008 and 1/9/2009. The total gross disposition proceeds from CPP warrants on 3/3/2010 was \$310,571,615, consisting of \$186,342,969 and \$124,228,646. Proceeds from the disposition of TIP warrants on 3/3/2010 appear on a following page of this report.

2/ Privately-held qualified financial institution; Treasury received a warrant to purchase additional shares of preferred stock (unless the institution is a CDFI), which it exercised immediately.

3/ To promote community development financial institutions (CDFIs), Treasury does not require warrants as part of its investment in certified CDFIs when the size of the investment is \$50 million or less.

3a/ Treasury cancelled the warrants received from this institution due to its designation as a CDFI.

4/ Repayment pursuant to Title VII, Section 7001(g) of the American Recovery and Reinvestment Act of 2009.

5/ Redemption pursuant to a qualified equity offering.

6/ This amount does not include accrued and unpaid dividends, which must be paid at the time of capital repayment.

7/ The proceeds associated with the disposition of this investment do not include accrued and unpaid dividends.

8/ Subchapter S corporation; Treasury received a warrant to purchase additional subordinated debentures (unless the institution is a CDFI), which it exercised immediately.

9/ In its qualified equity offering, this institution raised more capital than Treasury's original investment, therefore, the number of Treasury's shares underlying the warrant was reduced by half.

10/ This institution participated in the expansion of CPP for small banks.

10a/ This institution received an additional investment through the expansion of CPP for small banks.

11/ Treasury made three separate investments in Citigroup Inc. ("Citigroup") under CPP, TIP, and AGP for a total of \$49 billion. On 6/9/2009, Treasury entered into an agreement with Citigroup to exchange up to \$25 billion of Treasury's investment in Fixed Rate Cumulative Perpetual Preferred Stock, Series H (CPP Shares) "dollar for dollar" in Citigroup's Private and Public Exchange Offerings. On 7/23/2009 and 7/30/2009, Treasury exchanged a total of \$25 billion of the CPP shares for Series M Common Stock Equivalent ("Series M") and a warrant to purchase shares of Series M. On 9/11/2009, Series M automatically converted to 7,692,307,692 shares of common stock and the associated warrant terminated on receipt of certain shareholder approvals.

12/ On 8/24/2009, Treasury exchanged its Series C Preferred Stock issued by Popular, Inc. for a like amount of non tax-deductible Trust Preferred Securities issued by Popular Capital Trust III, administrative trustee for Popular, Inc. Popular, Inc. paid a \$13 million exchange fee in connection with this transaction.

13/ This institution converted to a bank holding company structure and Treasury exchanged its securities for a like amount of securities that comply with the CPP terms applicable to bank holding companies. The institution in which Treasury's original investment was made is shown in parentheses.

14/ As of the date of this report, this institution is in bankruptcy proceedings.

15/ For final disposition of warrants, "R" represents proceeds from a repurchase of warrants by the financial institution, and "A" represents the proceeds to Treasury, before underwriting fees and selling expenses, from a sale by Treasury in a registered public offering of the warrants issued by the financial institution.

16/ On 12/10/2009, the bankruptcy reorganization plan of CIT Group Inc. became effective and Treasury's preferred stock and warrant investment were extinguished and replaced by Contingent Value Rights (CVRs). On 2/8/2010, the CVRs expired without value as the terms and conditions for distribution of common shares to holders of CVRs were not met.

17/ On 12/11/2009, Treasury exchanged its Series A Preferred Stock issued by Superior Bancorp, Inc. for a like amount of non tax-deductible Trust Preferred Securities issued by Superior Capital Trust II, administrative trustee for Superior Bancorp.

18/ On 2/1/2010, following the acquisition of First Market Bank (First Market) by Union Bankshares Corporation (the acquiror), the preferred stock and exercised warrants issued by First Market on 2/6/2009 were exchanged for a like amount of securities of the acquiror in a single series but with a blended dividend rate equivalent to those of Treasury's original investment.

19/ On 2/11/2010, Pacific Coast National Bancorp dismissed its bankruptcy proceedings with no recovery to any creditors or investors, including Treasury, and the investment was extinguished.

20/ On 3/8/2010, Treasury exchanged its \$84,784,000 of Preferred Stock in Midwest Banc Holdings, Inc. (MBHI) for \$89,388,000 of Mandatory Convertible Preferred Stock (MCP), which is equivalent to the initial investment amount of \$84,784,000, plus \$4,604,000 of capitalized previously accrued and unpaid dividends. Subject to the fulfillment by MBHI of the conditions related to its capital plan, the MCP may be converted to common stock.

21/ On 3/30/2010, Treasury exchanged its \$7,500,000 of Subordinated Debentures in GulfSouth Private Bank for an equivalent amount of Preferred Stock, in connection with its conversion from a Subchapter S-Corporation, that comply with the CPP terms applicable to privately held qualified financial institutions.

**AUTOMOTIVE INDUSTRY FINANCING PROGRAM**

	Initial Investment							Exchange/Transfer/Other Details				Treasury Investment After Exchange/Transfer/Other			Payment or Disposition <sup>1</sup>				
	City, State	Date	Transaction Type	Seller	Description	Amount	Pricing Mechanism	Date	Type	Amount	Pricing Mechanism	Obligor	Description	Amount/Equity %	Date	Type	Amount/ Proceeds	Remaining Investment Description	Remaining Investment Amount/Equity %
GMAC	Detroit, MI	12/29/2008	Purchase	GMAC	Preferred Stock w/ Exercised Warrants	\$ 5,000,000,000	Par	12/30/2009	Exchange for convertible preferred stock	\$ 5,000,000,000	N/A	GMAC 21, 22	Convertible Preferred Stock	\$ 5,250,000,000					
		5/21/2009	Purchase	GMAC	Convertible Preferred Stock w/ Exercised Warrants	\$ 7,500,000,000	Par 22	12/30/2009	Partial exchange for common stock	\$ 3,000,000,000	N/A	GMAC 21, 22	Convertible Preferred Stock	\$ 4,875,000,000					
													GMAC	Common Stock	56.3%				
		12/30/2009	Purchase	GMAC	Trust Preferred Securities w/ Exercised Warrants	\$ 2,540,000,000	Par												
		12/30/2009	Purchase	GMAC	Convertible Preferred Stock w/ Exercised Warrants	\$ 1,250,000,000	Par 22												
General Motors	Detroit, MI	12/29/2008	Purchase	General Motors Corporation	Debt Obligation	\$ 884,024,131	Par 2	5/29/2009	Exchange for equity interest in GMAC	\$ 884,024,131	N/A 3								
		12/31/2008	Purchase	General Motors Corporation	Debt Obligation w/ Additional Note	\$ 13,400,000,000	Par	7/10/2009	Exchange for preferred and common stock in New GM	\$ 13,400,000,000	N/A 7								
		4/22/2009	Purchase	General Motors Corporation	Debt Obligation w/ Additional Note	\$ 2,000,000,000	Par 4	7/10/2009	Exchange for preferred and common stock in New GM	\$ 2,000,000,000	N/A 7	General Motors Company 10, 11	Preferred Stock	\$ 2,100,000,000					
		5/20/2009	Purchase	General Motors Corporation	Debt Obligation w/ Additional Note	\$ 4,000,000,000	Par 5	7/10/2009	Exchange for preferred and common stock in New GM	\$ 4,000,000,000	N/A 7	General Motors Company 10, 11	Common Stock	60.8%					
								6											
		5/27/2009	Purchase	General Motors Corporation	Debt Obligation w/ Additional Note	\$ 360,624,198	Par	7/10/2009	Exchange for preferred and common stock in New GM	\$ 360,624,198	N/A	General Motors Holdings LLC 11, 12	Debt Obligation	\$ 7,072,488,605	7/10/2009	Partial repayment	\$ 360,624,198	Debt Obligation	\$ 6,711,864,407
															12/18/2009	Partial repayment	\$ 1,000,000,000	Debt Obligation	\$ 5,711,864,407
															1/21/2010	Partial repayment	\$ 35,084,421	Debt Obligation	\$ 5,676,779,986
													3/31/2010	Partial repayment	\$ 1,000,000,000	Debt Obligation	\$ 4,676,779,986		
6/3/2009	Purchase	General Motors Corporation	Debt Obligation w/ Additional Note	\$ 30,100,000,000	Par 8	7/10/2009	Exchange for preferred and common stock in New GM	\$ 22,041,706,310	N/A 9										
							7/10/2009	Transfer of debt to New GM	\$ 7,072,488,605	N/A 9									
							7/10/2009	Debt left at Old GM	\$ 985,805,085	N/A 9	Motors Liquidation Company	Debt Obligation	\$ 985,805,085						
Chrysler FinCo	Farmington Hills, MI	1/16/2009	Purchase	Chrysler FinCo	Debt Obligation w/ Additional Note	\$ 1,500,000,000	Par 13							3/17/2009	Partial repayment	\$ 3,499,055	Debt Obligation w/ Additional Note	\$ 1,496,500,945	
														4/17/2009	Partial repayment	\$ 31,810,122	Debt Obligation w/ Additional Note	\$ 1,464,690,823	
															5/18/2009	Partial repayment	\$ 51,136,084	Debt Obligation w/ Additional Note	\$ 1,413,554,739
															6/17/2009	Partial repayment	\$ 44,357,710	Debt Obligation w/ Additional Note	\$ 1,369,197,029
															7/14/2009	Repayment	\$ 1,369,197,029	Additional Note	\$ 0
															7/14/2009	Repayment	\$ 15,000,000	None	-
Chrysler	Auburn Hills, MI	1/2/2009	Purchase	Chrysler Holding	Debt Obligation w/ Additional Note	\$ 4,000,000,000	Par	6/10/2009	Transfer of debt to New Chrysler	\$ 500,000,000	N/A 19	Chrysler Holding 20	Debt Obligation	\$ 3,500,000,000					
		4/29/2009	Purchase	Chrysler Holding	Debt Obligation w/ Additional Note	\$ -	- 14												
		4/29/2009	Purchase	Chrysler Holding	Debt Obligation w/ Additional Note	\$ 280,130,642	Par 15							7/10/2009	Repayment	\$ 280,130,642	Additional Note	\$ 0	
		5/1/2009	Purchase	Chrysler LLC	Debt Obligation w/ Additional Note	\$ 1,888,153,580	16												
		5/20/2009	Purchase	Chrysler LLC	Debt Obligation w/ Additional Note	\$ -	- 17												
		5/27/2009	Purchase	Chrysler Group LLC	Debt Obligation w/ Additional Note, Equity	\$ 6,642,000,000	N/A 18	6/10/2009	Issuance of equity in New Chrysler	\$ -	N/A	Chrysler Group LLC 19	Debt obligation	\$ 7,142,000,000					
											Chrysler Group LLC	Common equity	9.9%						

**Total Initial Investment Amount \$ 81,344,932,551**

**Total Payments \$ 4,190,839,261**

**Total Treasury Investment Amount \$ 77,154,093,290**

As used in this table and its footnotes:

"GMAC" refers to GMAC Inc., formerly known as GMAC LLC.

"Old GM" refers to General Motors Corporation, which is now known as Motors Liquidation Company.

"New GM" refers to General Motors Company, the company that purchased Old GM's assets on 7/10/2009 in a sale pursuant to section 363 of the Bankruptcy Code. See also footnote 11.

"Chrysler FinCo" refers to Chrysler Financial Services Americas LLC.

"Chrysler Holding" refers to CGI Holding LLC, the company formerly known as "Chrysler Holding LLC".

"Old Chrysler" refers to Chrysler LLC.

"New Chrysler" refers to Chrysler Group LLC, the company that purchased Old Chrysler's assets on 6/10/2009 in a sale pursuant to section 363 of the Bankruptcy Code.

1. Payment amount does not include accrued and unpaid interest on a debt obligation, which must be paid at the time of principal repayment.
2. Treasury committed to lend General Motors Corporation up to \$1,000,000,000. The ultimate funding was dependent upon the level of investor participation in GMAC LLC's rights offering. The amount has been updated to reflect the final level of funding.
3. Pursuant to its rights under the loan agreement with Old GM reported on 12/29/2008, Treasury exchanged its \$884 million loan to Old GM for a portion of Old GM's common equity interest in GMAC. Treasury held a 35.4% common equity interest in GMAC until the transactions reported on 12/30/2009. (See transactions marked by orange line in the table above and footnote 22.)
4. This transaction is an amendment to Treasury's 12/31/2008 agreement with Old GM (the "Old GM Loan"), which brought the total loan amount to \$15,400,000,000.
5. This transaction was a further amendment to the Old GM Loan, which brought the total loan amount to \$19,400,000,000.
6. This transaction was a further amendment to the Old GM Loan, which brought the total loan amount to \$19,760,624,198. The \$360,624,198 loan was used to capitalize GM Warranty LLC, a special purpose vehicle created by . On 7/10/2009, the principal amount was included in the \$7.07 billion of debt assumed by the new GM, as explained in footnote 10.
7. On 7/10/2009, the principal amount outstanding under the Old GM Loan and interest accrued thereunder were extinguished and exchanged for privately placed preferred and common equity in New GM. (See green lines in the table above.)
8. Under the terms of the \$33.3 billion debtor-in-possession credit agreement dated 6/3/2009 with Old GM (the "GM DIP Loan"), Treasury's commitment amount was \$30.1 billion. The remaining \$2.2 billion of the financing was provided by Canadian government entities. As of 7/09/2009, \$30.1 billion of funds had been disbursed by Treasury.
9. On 7/10/2009, Treasury and Old GM amended the GM DIP Loan, and the principal amount and interest accrued thereunder were extinguished and exchanged for privately placed preferred and common equity in New GM, except for (i) \$7.07 billion, which was assumed by New GM as a new obligation under the terms of a separate credit agreement between Treasury and New GM (see transactions marked by green lines in table above) and (ii) \$986 million, which remained a debt obligation of Old GM.
10. In total, for the exchange of the Old GM Loan and the GM DIP Loan (other than as explained in footnote 9), Treasury received \$2.1 billion in preferred shares and 60.8% of the common shares of New GM. (See transactions marked by green lines in the table above.)
11. Pursuant to a corporate reorganization completed on or about 10/19/2009, the shareholders of New GM, including with respect to Treasury's preferred and common stock, became shareholders of General Motors Holding Company (the ultimate parent company of New GM), which was renamed "General Motors Company" on an equal basis to their shareholdings in New GM, and New GM was converted to "General Motors LLC". General Motors LLC is a wholly owned subsidiary of General Motors Holdings LLC, and General Motors Holdings LLC is a wholly owned subsidiary of General Motors Company.
12. Pursuant to a corporate reorganization completed on 10/19/2009, Treasury's loan with New GM was assigned and assumed by General Motors Holdings LLC.
13. The loan was funded through Chrysler LB Receivables Trust, a special purpose vehicle created by Chrysler FinCo. The amount of \$1,500,000,000 represents the maximum loan amount. The loan was incrementally funded until it reached the maximum amount of \$1.5 billion on 4/9/2009.
14. This transaction was an amendment to Treasury's 1/2/2009 agreement with Chrysler Holding. As of 4/30/2009, Treasury's obligation to lend any funds committed under this amendment had terminated. No funds were disbursed.
15. The loan was used to capitalize Chrysler Warranty SPV LLC, a special purpose vehicle created by Old Chrysler.
16. This transaction was set forth in a credit agreement with Old Chrysler fully executed on 5/5/2009 following a term sheet executed on 5/1/2009 and made effective on 4/30/2009. Treasury's commitment was \$3.04 billion of the total \$4.1 billion debtor-in-possession credit facility (the "Chrysler DIP Loan"). As of 6/30/2009, Treasury's commitment to lend under the Chrysler DIP Loan had terminated. The remaining principal amount reflects the final amount of funds disbursed under the Chrysler DIP Loan.
17. This transaction was an amendment to Treasury's commitment under the Chrysler DIP Loan, which increased Treasury's commitment by an amount \$756,857,000 to a total of \$3.8 billion under the Chrysler DIP Loan. As of 6/30/2009, Treasury's obligation to lend funds committed under the Chrysler DIP Loan had terminated.
18. This transaction, first reported based on a term sheet fully executed on 5/27/2009 for an amount up to \$6.943 billion, was set forth in a credit agreement with New Chrysler fully executed on 6/10/2009. Under the terms of the credit agreement, Treasury made a new commitment to New Chrysler of up to \$6.642 billion. The total loan amount is up to \$7.142 billion including \$500 million of debt assumed 6/10/2009 from Chrysler Holding originally incurred under Treasury's 1/2/2009 credit agreement with Chrysler Holding. The debt obligations are secured by a first priority lien on the assets of New Chrysler. When the sale to new Chrysler was completed, Treasury acquired the rights to 9.85% of the common equity in new Chrysler.
19. Pursuant to the agreement explained in footnote 18, \$500 million of this debt obligation was assumed by New Chrysler.
20. Under the terms of an agreement dated 7/23/2009, Treasury agreed to hold the outstanding loans of Chrysler Holding in forbearance, and Chrysler Holding agreed to pay the greater of \$1.375 billion or 40% of the equity value of Chrysler FinCo in the event it receives proceeds from Chrysler FinCo.
21. Amount of the Treasury investment after exchange includes the exercised warrants from Treasury's initial investment.
22. Under the terms of an agreement dated 12/30/2009, the convertible preferred shares will mandatorily convert to common stock under the conditions and the conversion price as set forth in the terms of the agreement.

**AUTOMOTIVE SUPPLIER SUPPORT PROGRAM**

Footnote	Date	Seller			Transaction Type	Investment Description	Investment Amount	Pricing Mechanism	Adjustment Details			Repayment <sup>4</sup>		
		Name of Institution	City	State					Adjustment Date	Adjustment Amount	Adjusted Investment Amount	Date	Type	Amount
1	4/9/2009	GM Supplier Receivables LLC	Wilmington	DE	Purchase	Debt Obligation w/ Additional Note	\$ 3,500,000,000	N/A	7/8/2009 <sup>3</sup>	\$ (1,000,000,000)	\$ 2,500,000,000	11/20/2009	Partial repayment	\$ 140,000,000
												2/11/2010	Partial repayment	\$ 100,000,000
												3/4/2010	Repayment <sup>5</sup>	\$ 50,000,000
2	4/9/2009	Chrysler Receivables SPV	Wilmington	DE	Purchase	Debt Obligation w/	\$ 1,500,000,000	N/A	7/8/2009 <sup>3</sup>	\$ (500,000,000)	\$ 1,000,000,000	3/9/2010	Repayment <sup>5</sup>	\$ 123,076,735
<b>INITIAL TOTAL</b>							<b>\$ 5,000,000,000</b>				<b>ADJUSTED TOTAL</b>	<b>\$ 3,500,000,000</b>		

1/ The loan was funded through GM Supplier Receivables, LLC, a special purpose vehicle created by General Motors Corporation. The amount of \$3,500,000,000 represents the maximum loan amount. The loan will be incrementally funded. The credit agreement was fully executed on 4/9/2009, but was made effective as of 4/3/2009. General Motors Company assumed GM Supplier

2/ The loan was funded through Chrysler Receivables SPV LLC, a special purpose vehicle created by Chrysler LLC. The amount of \$1,500,000,000 represents the maximum loan amount. The loan will be incrementally funded. The credit agreement was fully executed on 4/9/2009, but was made effective as of 4/7/2009. Chrysler Group LLC assumed Chrysler Receivables SPV LLC on

3/ Treasury issued notice to the institution of the permanent reduced commitment on 7/8/2009; the reduction was effective on 7/1/2009.

4/ Does not include accrued and unpaid interest due on the amount of principal repayment, which interest must be paid at the time of principal repayment.

5/ All outstanding principal drawn under the credit agreement was repaid.

**TARGETED INVESTMENT PROGRAM**

Footnote	Seller				Transaction Type	Investment Description	Investment Amount	Pricing Mechanism	Capital Repayment Details		Treasury Investment Remaining After Capital Repayment		Final Disposition			
	Date	Name of Institution	City	State					Capital Repayment Date	Capital Repayment Amount	Remaining Capital Amount	Remaining Capital Description	Final Disposition Date	Final Disposition Description	Final Disposition Proceeds	
1	12/31/2008	Citigroup Inc.	New York	NY	Purchase	Trust Preferred Securities w/ Warrants	\$ 20,000,000,000	Par	12/23/2009	\$ 20,000,000,000	\$ 0	Warrants				
	1/16/2009	Bank of America Corporation	Charlotte	NC	Purchase	Preferred Stock w/ Warrants	\$ 20,000,000,000	Par	12/9/2009	\$ 20,000,000,000	\$ 0	Warrants	3/3/2010	A	Warrants \$ 1,255,639,099	
<b>TOTAL</b>							<b>\$ 40,000,000,000</b>	<b>AMOUNT</b>	<b>\$ 40,000,000,000</b>				<b>Total Warrant Proceeds</b>	<b>\$ 1,255,639,099</b>		
<b>TOTAL TREASURY TIP INVESTMENT AMOUNT</b>							<b>\$</b>	<b>0</b>								

1/ Treasury made three separate investments in Citigroup Inc. ("Citigroup") under CPP, TIP, and AGP for a total of \$49 billion. On 6/9/2009, Treasury entered into an agreement with Citigroup to exchange all of Treasury's investments. On 7/30/2009, Treasury exchanged all of its Fixed Rate Cumulative Perpetual Preferred Stock, Series I (TIP Shares) "dollar for dollar" for Trust Preferred Securities.

2/ Repayment pursuant to Title VII, Section 7001 of the American Recovery and Reinvestment Act of 2009.

3/ For final disposition of warrants, "R" represents proceeds from a repurchase of warrants by the financial institution, and "A" represents the proceeds to Treasury, before underwriting fees and selling expenses, from a sale by Treasury in a registered public offering of the warrants issued by the financial institution.

**ASSET GUARANTEE PROGRAM**

Footnote	Initial Investment				Premium		Exchange/Transfer/Other Details				Payment or Disposition										
	Date	Name of Institution	City	State	Type	Description	Guarantee Limit	Description	Amount	Footnote	Date	Type	Description	Amount	Footnote	Date	Type	Amount	Remaining Premium Description	Remaining Premium	
1	1/16/2009	Citigroup Inc.	New York	NY	Guarantee	Master Agreement	\$ 5,000,000,000	Preferred Stock w/ Warrants	\$ 4,034,000,000	2	6/9/2009	Exchange preferred stock for trust preferred securities	Trust Preferred Securities w/ Warrants	\$ 4,034,000,000	3	12/23/2009	Partial cancellation for early termination of guarantee	\$(1,800,000,000)	Trust Preferred Securities w/ Warrants	\$2,234,000,000	
3	12/23/2009	Citigroup Inc.	New York	NY	Termination	Termination Agreement	\$ (5,000,000,000)														
<b>TOTAL</b>							<b>\$</b>	<b>0</b>													

1/ In consideration for the guarantee, Treasury received \$4.03 billion of preferred stock, which pays 8% interest.

2/ Treasury made three separate investments in Citigroup Inc. ("Citigroup") under CPP, TIP, and AGP for a total of \$49 billion. On 6/9/2009, Treasury entered into an agreement with Citigroup to exchange all of Treasury's investments. On 7/30/2009, Treasury exchanged all of its Fixed Rate Cumulative Perpetual Preferred Stock Series G (AGP Shares), received as premium with the AGP agreement, "dollar for dollar" for Trust Preferred Securities.

3/ On 12/23/2009, Treasury entered into a Termination Agreement with the other parties to the Master Agreement which served to terminate Treasury's guarantee and obligations under the Master Agreement. In connection with the early termination of the guarantee, Treasury agreed to cancel \$1.8 billion of the AGP Trust Preferred Securities, and the Federal Deposit Insurance Corporation (FDIC) and Treasury agreed that, subject to the conditions set out in the Termination Agreement, the FDIC may transfer \$800 million of Trust Preferred Securities to Treasury at the close of Citigroup's participation in the FDIC's Temporary Liquidity Guarantee Program.



**CONSUMER AND BUSINESS LENDING INITIATIVE INVESTMENT PROGRAM**

Footnote	Date	Seller			Transaction Type	Investment Description	Investment Amount	Pricing Mechanism
		Name of Institution	City	State				
1	3/3/2009	TALF LLC	Wilmington	DE	Purchase	Debt Obligation w/ Additional Note	\$ 20,000,000,000	N/A
<b>TOTAL</b>							<b>\$ 20,000,000,000</b>	

1/ The loan was funded through TALF LLC, a special purpose vehicle created by The Federal Reserve Bank of New York. The amount of \$20,000,000,000 represents the maximum loan amount. The loan will be incrementally funded.

**AMERICAN INTERNATIONAL GROUP, INC. (AIG) INVESTMENT PROGRAM  
(formerly referred to as Systemically Significant Failing Institutions)**

Footnote	Date	Seller			Purchase Details				Exchange Details					
		Name of Institution	City	State	Transaction Type	Investment Description	Investment Amount	Pricing Mechanism	Date	Transaction Type	Investment Description	Investment Amount	Pricing Mechanism	
	11/25/2008	AIG	New York	NY	Purchase	Preferred Stock w/ Warrants	\$ 40,000,000,000	Par	4/17/2009	Exchange	Preferred Stock w/ Warrants <sup>1</sup>	\$ 40,000,000,000	Par	
3	4/17/2009	AIG	New York	NY	Purchase	Preferred Stock w/ Warrants	\$ 29,835,000,000	Par <sup>2</sup>						
<b>TOTAL</b>							<b>\$ 69,835,000,000</b>							

1/ On 4/17/2009, Treasury exchanged its Series D Fixed Rate Cumulative Preferred Shares for Series E Fixed Rate Non-Cumulative Preferred Shares with no change to Treasury's initial investment amount. In addition, in order for AIG to fully redeem the Series E Preferred Shares, it has an additional obligation to Treasury of \$1,604,576,000 to reflect the cumulative unpaid dividends for the Series D Preferred Shares due to Treasury through and including the exchange date.

2/ The investment price reflects Treasury's commitment to invest up to \$30 billion less a reduction of \$165 million representing retention payments AIG Financial Products made to its employees in March 2009.

3/ This transaction does not include AIG's commitment fee of an additional \$165 million scheduled to be paid from its operating income in three equal installments over the five-year life of the facility.

**LEGACY SECURITIES PUBLIC-PRIVATE INVESTMENT PROGRAM (S-PPIP)**  
(Revised as of March 24, 2010)

Footnote	Date	Seller			Transaction Type	Investment Description	Investment Amount	Pricing Mechanism	Adjusted Investment <sup>3</sup>		Capital Repayment Details		Investment After Capital Repayment		Distribution or Disposition			
		Name of Institution	City	State					Date	Amount	Repayment Date	Repayment Amount	Amount	Description	Date	Description	Proceeds	
1	9/30/2009	UST/TCW Senior Mortgage Securities Fund, L.P.	Wilmington	DE	Purchase	Membership Interest	\$ 1,111,111,111	Par	1/4/2010	4	\$ 156,250,000	1/15/2010	\$ 156,250,000	\$ 0	Membership Interest <sup>5</sup>	1/29/2010	Distribution <sup>5</sup>	\$ 20,091,872
																2/24/2010	Distribution <sup>5</sup>	\$ 48,922
2	9/30/2009	UST/TCW Senior Mortgage Securities Fund, L.P.	Wilmington	DE	Purchase	Debt Obligation w/ Contingent Proceeds	\$ 2,222,222,222	Par	1/4/2010	4	\$ 200,000,000	1/11/2010	\$ 34,000,000	\$ 166,000,000	Debt Obligation w/ Contingent Proceeds		N/A	
												1/12/2010	\$ 166,000,000	\$ 0	Contingent Proceeds	1/29/2010	Distribution <sup>5</sup>	\$ 502,302
																2/24/2010	Distribution <sup>5</sup>	\$ 1,223
1	9/30/2009	Invesco Legacy Securities Master Fund, L.P.	Wilmington	DE	Purchase	Membership Interest	\$ 1,111,111,111	Par	3/22/2010	6	\$ 1,244,437,500							
2	9/30/2009	Invesco Legacy Securities Master Fund, L.P.	Wilmington	DE	Purchase	Debt Obligation w/ Contingent Proceeds	\$ 2,222,222,222	Par	3/22/2010	6	\$ 2,488,875,000	2/18/2010	\$ 4,888,718	\$ 2,483,986,282	Debt Obligation w/ Contingent Proceeds			
1	10/1/2009	Wellington Management Legacy Securities PPIF Master Fund, LP	Wilmington	DE	Purchase	Membership Interest	\$ 1,111,111,111	Par	3/22/2010	6	\$ 1,262,037,500							
2	10/1/2009	Wellington Management Legacy Securities PPIF Master Fund, LP	Wilmington	DE	Purchase	Debt Obligation w/ Contingent Proceeds	\$ 2,222,222,222	Par	3/22/2010	6	\$ 2,524,075,000							
1	10/2/2009	AllianceBernstein Legacy Securities Master Fund, L.P.	Wilmington	DE	Purchase	Membership Interest	\$ 1,111,111,111	Par	3/22/2010	6	\$ 1,244,437,500							
2	10/2/2009	AllianceBernstein Legacy Securities Master Fund, L.P.	Wilmington	DE	Purchase	Debt Obligation w/ Contingent Proceeds	\$ 2,222,222,222	Par	3/22/2010	6	\$ 2,488,875,000							
1	10/2/2009	Blackrock PPIF, L.P.	Wilmington	DE	Purchase	Membership Interest	\$ 1,111,111,111	Par	3/22/2010	6	\$ 1,244,437,500							
2	10/2/2009	Blackrock PPIF, L.P.	Wilmington	DE	Purchase	Debt Obligation w/ Contingent Proceeds	\$ 2,222,222,222	Par	3/22/2010	6	\$ 2,488,875,000							
1	10/30/2009	AG GECC PPIF Master Fund, L.P.	Wilmington	DE	Purchase	Membership Interest	\$ 1,111,111,111	Par	3/22/2010	6	\$ 1,271,337,500							
2	10/30/2009	AG GECC PPIF Master Fund, L.P.	Wilmington	DE	Purchase	Debt Obligation w/ Contingent Proceeds	\$ 2,222,222,222	Par	3/22/2010	6	\$ 2,542,675,000							
1	11/4/2009	RLJ Western Asset Public/Private Master Fund, L.P.	Wilmington	DE	Purchase	Membership Interest	\$ 1,111,111,111	Par	3/22/2010	6	\$ 1,244,437,500							
2	11/4/2009	RLJ Western Asset Public/Private Master Fund, L.P.	Wilmington	DE	Purchase	Debt Obligation w/ Contingent Proceeds	\$ 2,222,222,222	Par	3/22/2010	6	\$ 2,488,875,000							
1	11/25/2009	Marathon Legacy Securities Public-Private Investment Partnership, L.P.	Wilmington	DE	Purchase	Membership Interest	\$ 1,111,111,111	Par	3/22/2010	6	\$ 1,244,437,500							
2	11/25/2009	Marathon Legacy Securities Public-Private Investment Partnership, L.P.	Wilmington	DE	Purchase	Debt Obligation w/ Contingent Proceeds	\$ 2,222,222,222	Par	3/22/2010	6	\$ 2,488,875,000							
1	12/18/2009	Oaktree PPIF Fund, L.P.	Wilmington	DE	Purchase	Membership Interest	\$ 1,111,111,111	Par	3/22/2010	6	\$ 1,244,437,500							
2	12/18/2009	Oaktree PPIF Fund, L.P.	Wilmington	DE	Purchase	Debt Obligation w/ Contingent Proceeds	\$ 2,222,222,222	Par	3/22/2010	6	\$ 2,488,875,000							
<b>TOTAL INVESTMENT AMOUNT</b>							<b>\$ 30,356,250,000</b>		<b>TOTAL CAPITAL REPAYMENT AMOUNT</b>		<b>\$ 361,138,718</b>	<b>TOTAL PROCEEDS</b>		<b>\$ 20,644,319</b>				

1/ The equity amount may be incrementally funded. Investment amount represents Treasury's maximum obligation if the limited partners other than Treasury fund their maximum equity capital obligations.

2/ The loan may be incrementally funded. Investment amount represents Treasury's maximum obligation if Treasury and the limited partners other than Treasury fund 100% of their maximum equity obligations.

3/ Adjusted to show Treasury's maximum obligations to a fund.

4/ On 1/4/2010, Treasury and the fund manager entered into a Winding-Up and Liquidation Agreement. The adjusted amount shows Treasury's final investments in the fund. (See note 6.)

5/ Profit after capital repayments will be paid pro rata (subject to prior distribution of Contingent Proceeds to Treasury) to the fund's partners, including Treasury, in respect of their membership interests.

6/ Following termination of the TCW fund, the \$3.33 billion of obligations have been reallocated to the remaining eight funds pursuant to consent letters from Treasury dated as of 3/22/2010. \$133 million of maximum equity capital obligation and \$267 million of maximum debt obligation were reallocated per fund, after adjustment for the \$17.6 million and \$26.9 million equity capital reallocations from private investors in the TCW fund to the Wellington fund and the AG GECC fund, respectively. The \$356 million of final investment in the TCW fund will remain a part of Treasury's total maximum S-PPIP investment amount.

HOME AFFORDABLE MODIFICATION PROGRAM

Date	Servicer Modifying Borrowers' Loans				Investment Description	Cap of Incentive Payments on Behalf of Borrowers and to Servicers & Lenders/Investors (Cap) <sup>1</sup>	Pricing Mechanism	Note	Adjustment Details				
	Name of Institution	City	State	Transaction Type					Adjustment Date	Cap Adjustment Amount	Adjusted Cap	Reason for Adjustment	
4/13/2009	Select Portfolio Servicing	Salt Lake City	UT	Purchase	Financial Instrument for Home Loan Modifications	\$ 376,000,000	N/A		6/12/2009	\$ 284,590,000	\$ 660,590,000	Updated portfolio data from servicer	
									9/30/2009	\$ 121,910,000	\$ 782,500,000	Updated portfolio data from servicer & HPDP initial cap	
									12/30/2009	\$ 131,340,000	\$ 913,840,000	Updated portfolio data from servicer & Hafa initial cap	
									3/26/2010	\$ (355,530,000)	\$ 558,310,000	Updated portfolio data from servicer	
4/13/2009	CitiMortgage, Inc.	O'Fallon	MO	Purchase	Financial Instrument for Home Loan Modifications	\$ 2,071,000,000	N/A		6/12/2009	\$ (991,580,000)	\$ 1,079,420,000	Updated portfolio data from servicer	
									9/30/2009	\$ 1,010,180,000	\$ 2,089,600,000	Updated portfolio data from servicer & HPDP initial cap	
									12/30/2009	\$ (105,410,000)	\$ 1,984,190,000	Updated portfolio data from servicer & Hafa initial cap	
									3/26/2010	\$ (199,300,000)	\$ 1,784,890,000	Updated portfolio data from servicer & 2MP initial cap	
4/13/2009	Wells Fargo Bank, NA	Des Moines	IA	Purchase	Financial Instrument for Home Loan Modifications	\$ 2,873,000,000	N/A		6/17/2009	\$ (462,990,000)	\$ 2,410,010,000	Updated portfolio data from servicer	
									9/30/2009	\$ 65,070,000	\$ 2,475,080,000	Updated portfolio data from servicer & HPDP initial cap	
									12/30/2009	\$ 1,213,310,000	\$ 3,688,390,000	Updated portfolio data from servicer & Hafa initial cap	
									2/17/2010	\$ 2,050,236,344	\$ 5,738,626,344	Transfer of cap (from Wachovia) due to merger	
									3/12/2010	\$ 54,767	\$ 5,738,681,110	Transfer of cap (from Wachovia) due to merger	
									3/19/2010	\$ 668,108,890	\$ 6,406,790,000	Initial 2MP cap	
4/13/2009	GMAC Mortgage, Inc.	Ft. Washington	PA	Purchase	Financial Instrument for Home Loan Modifications	\$ 633,000,000	N/A		3/26/2010	\$ 683,130,000	\$ 7,089,920,000	Updated portfolio data from servicer	
									6/12/2009	\$ 384,650,000	\$ 1,017,650,000	Updated portfolio data from servicer	
									9/30/2009	\$ 2,537,240,000	\$ 3,554,890,000	Updated portfolio data from servicer & HPDP initial cap	
									12/30/2009	\$ (1,679,520,000)	\$ 1,875,370,000	Updated portfolio data from servicer & Hafa initial cap	
4/13/2009	Saxon Mortgage Services, Inc.	Irving	TX	Purchase	Financial Instrument for Home Loan Modifications	\$ 407,000,000	N/A		3/26/2010	\$ 190,180,000	\$ 2,065,550,000	Updated portfolio data from servicer	
									6/17/2009	\$ 225,040,000	\$ 632,040,000	Updated portfolio data from servicer	
									9/30/2009	\$ 254,380,000	\$ 886,420,000	Updated portfolio data from servicer & HPDP initial cap	
									12/30/2009	\$ 355,710,000	\$ 1,242,130,000	Updated portfolio data from servicer & Hafa initial cap	
4/13/2009 as amended on	4/17/2009 as amended on	Bank of America, N.A.	Simi Valley	CA	Purchase	Financial Instrument for Home Loan Modifications	\$ 798,900,000	N/A	2	7/31/2009	\$ (3,552,000,000)	\$ -	Termination of SPA
6/12/2009	\$ (105,620,000)									\$ 553,380,000	Updated portfolio data from servicer		
9/30/2009	\$ 102,580,000									\$ 655,960,000	Updated portfolio data from servicer & HPDP initial cap		
12/30/2009	\$ 277,640,000									\$ 933,600,000	Updated portfolio data from servicer & Hafa initial cap		
4/17/2009 as amended on	Bank of America, N.A.	Simi Valley	CA	Purchase	Financial Instrument for Home Loan Modifications	\$ 798,900,000	N/A		3/26/2010	\$ 46,860,000	\$ 980,460,000	Updated portfolio data from servicer	
									6/12/2009	\$ 5,540,000	\$ 804,440,000	Updated portfolio data from servicer	
									9/30/2009	\$ 162,680,000	\$ 967,120,000	Updated portfolio data from servicer & HPDP initial cap	
									12/30/2009	\$ 665,510,000	\$ 1,632,630,000	Updated portfolio data from servicer & Hafa initial cap	
4/17/2009 as amended on	Bank of America, N.A.	Simi Valley	CA	Purchase	Financial Instrument for Home Loan Modifications	\$ 798,900,000	N/A		1/26/2010	\$ 800,390,000	\$ 2,433,020,000	Initial 2MP cap	
									3/26/2010	\$ (829,370,000)	\$ 1,603,650,000	Updated portfolio data from servicer	

Date	Servicer Modifying Borrowers' Loans				Investment Description	Cap of Incentive Payments on Behalf of Borrowers and to Servicers & Lenders/Investors (Cap) <sup>1</sup>	Pricing Mechanism	Note	Adjustment Details			
	Name of Institution	City	State	Transaction Type					Adjustment Date	Cap Adjustment Amount	Adjusted Cap	Reason for Adjustment
4/17/2009 as amended on	Countrywide Home Loans Servicing LP	Simi Valley	CA	Purchase	Financial Instrument for Home Loan Modifications	\$ 1,864,000,000	N/A		6/12/2009	\$ 3,318,840,000	\$ 5,182,840,000	Updated portfolio data from servicer
									9/30/2009	\$ (717,420,000)	\$ 4,465,420,000	Updated portfolio data from servicer & HPDP initial cap
									12/30/2009	\$ 2,290,780,000	\$ 6,756,200,000	Updated portfolio data from servicer & Hafa initial cap
									1/26/2010	\$ 450,100,000	\$ 7,206,300,000	Initial 2MP cap
									3/26/2010	\$ 905,010,000	\$ 8,111,310,000	Updated portfolio data from servicer
4/20/2009	Home Loan Services, Inc.	Pittsburgh	PA	Purchase	Financial Instrument for Home Loan Modifications	\$ 319,000,000	N/A		6/12/2009	\$ 128,300,000	\$ 447,300,000	Updated portfolio data from servicer
									9/30/2009	\$ 46,730,000	\$ 494,030,000	Updated portfolio data from servicer & HPDP initial cap
									12/30/2009	\$ 145,820,000	\$ 639,850,000	Updated portfolio data from servicer & Hafa initial cap
									3/26/2010	\$ (17,440,000)	\$ 622,410,000	Updated portfolio data from servicer
4/20/2009	Wilshire Credit Corporation	Beaverton	OR	Purchase	Financial Instrument for Home Loan Modifications	\$ 366,000,000	N/A		6/12/2009	\$ 87,130,000	\$ 453,130,000	Updated portfolio data from servicer
									9/30/2009	\$ (249,670,000)	\$ 203,460,000	Updated portfolio data from servicer & HPDP initial cap
									12/30/2009	\$ 119,700,000	\$ 323,160,000	Updated portfolio data from servicer & Hafa initial cap
									3/26/2010	\$ 52,270,000	\$ 375,430,000	Updated portfolio data from servicer
4/24/2009	Green Tree Servicing LLC	Saint Paul	MN	Purchase	Financial Instrument for Home Loan Modifications	\$ 156,000,000	N/A		6/17/2009	\$ (64,990,000)	\$ 91,010,000	Updated portfolio data from servicer
									9/30/2009	\$ 130,780,000	\$ 221,790,000	Updated portfolio data from servicer & HPDP initial cap
									12/30/2009	\$ (116,750,000)	\$ 105,040,000	Updated portfolio data from servicer & Hafa initial cap
									3/26/2010	\$ 13,080,000	\$ 118,120,000	Updated portfolio data from servicer
4/27/2009	Carrington Mortgage Services, LLC	Santa Ana	CA	Purchase	Financial Instrument for Home Loan Modifications	\$ 195,000,000	N/A		6/17/2009	\$ (63,980,000)	\$ 131,020,000	Updated portfolio data from servicer
									9/30/2009	\$ 90,990,000	\$ 222,010,000	Updated portfolio data from servicer & HPDP initial cap
									12/30/2009	\$ 57,980,000	\$ 279,990,000	Updated portfolio data from servicer & Hafa initial cap
									3/26/2010	\$ 74,520,000	\$ 354,510,000	Updated portfolio data from servicer
5/1/2009	Aurora Loan Services, LLC	Littleton	CO	Purchase	Financial Instrument for Home Loan Modifications	\$ 798,000,000	N/A		6/17/2009	\$ (338,450,000)	\$ 459,550,000	Updated portfolio data from servicer
									9/30/2009	\$ (11,860,000)	\$ 447,690,000	Updated portfolio data from servicer & HPDP initial cap
									12/30/2009	\$ 21,330,000	\$ 469,020,000	Updated portfolio data from servicer & Hafa initial cap
									3/26/2010	\$ 9,150,000	\$ 478,170,000	Updated portfolio data from servicer
5/28/2009	Nationstar Mortgage LLC	Lewisville	TX	Purchase	Financial Instrument for Home Loan Modifications	\$ 101,000,000	N/A		6/12/2009	\$ 16,140,000	\$ 117,140,000	Updated portfolio data from servicer
									9/30/2009	\$ 134,560,000	\$ 251,700,000	Updated portfolio data from servicer & HPDP initial cap
									12/30/2009	\$ 80,250,000	\$ 331,950,000	Updated portfolio data from servicer & Hafa initial cap
									3/26/2010	\$ 67,250,000	\$ 399,200,000	Updated portfolio data from servicer
6/12/2009	Residential Credit Solutions	Fort Worth	TX	Purchase	Financial Instrument for Home Loan Modifications	\$ 19,400,000	N/A		9/30/2009	\$ (1,860,000)	\$ 17,540,000	Updated portfolio data from servicer & HPDP initial cap
									12/30/2009	\$ 27,920,000	\$ 45,460,000	Updated portfolio data from servicer & Hafa initial cap
									3/26/2010	\$ (1,390,000)	\$ 44,070,000	Updated portfolio data from servicer
6/17/2009	CCO Mortgage	Glen Allen	VA	Purchase	Financial Instrument for Home Loan Modifications	\$ 16,520,000	N/A		9/30/2009	\$ 13,070,000	\$ 29,590,000	Updated portfolio data from servicer & HPDP initial cap
									12/30/2009	\$ 145,510,000	\$ 175,100,000	Updated portfolio data from servicer & Hafa initial cap
									3/26/2010	\$ (116,950,000)	\$ 58,150,000	Updated portfolio data from servicer

Servicer Modifying Borrowers' Loans								Adjustment Details				
Date	Name of Institution	City	State	Transaction Type	Investment Description	Cap of Incentive Payments on Behalf of Borrowers and to Servicers & Lenders/Investors (Cap) <sup>1</sup>	Pricing Mechanism	Note	Adjustment Date	Cap Adjustment Amount	Adjusted Cap	Reason for Adjustment
6/17/2009	RG Mortgage Corporation	San Juan	PR	Purchase	Financial Instrument for Home Loan Modifications	\$ 57,000,000	N/A		9/30/2009	\$ (11,300,000)	\$ 45,700,000	Updated portfolio data from servicer & HPDP initial cap
									12/30/2009	\$ (42,210,000)	\$ 3,490,000	Updated portfolio data from servicer & Hafa initial cap
									3/26/2010	\$ 65,640,000	\$ 69,130,000	Updated portfolio data from servicer
6/19/2009	First Federal Savings and Loan	Port Angeles	WA	Purchase	Financial Instrument for Home Loan Modifications	\$ 770,000	N/A		12/30/2009	\$ 2,020,000	\$ 2,790,000	Updated portfolio data from servicer & Hafa initial cap
									3/26/2010	\$ 11,370,000	\$ 14,160,000	Updated portfolio data from servicer
6/19/2009	Wescom Central Credit Union	Anaheim	CA	Purchase	Financial Instrument for Home Loan Modifications	\$ 540,000	N/A		9/30/2009	\$ 330,000	\$ 870,000	Updated portfolio data from servicer & HPDP initial cap
									12/30/2009	\$ 16,490,000	\$ 17,360,000	Updated portfolio data from servicer & Hafa initial cap
									3/26/2010	\$ (14,260,000)	\$ 3,100,000	Updated portfolio data from servicer
6/26/2009	Citizens First Wholesale Mortgage Company	The Villages	FL	Purchase	Financial Instrument for Home Loan Modifications	\$ 30,000	N/A		9/30/2009	\$ (10,000)	\$ 20,000	Updated portfolio data from servicer & HPDP initial cap
									12/30/2009	\$ 590,000	\$ 610,000	Updated portfolio data from servicer & Hafa initial cap
									3/26/2010	\$ (580,000)	\$ 30,000	Updated portfolio data from servicer
6/26/2009	Technology Credit Union	San Jose	CA	Purchase	Financial Instrument for Home Loan Modifications	\$ 70,000	N/A		12/30/2009	\$ 2,180,000	\$ 2,250,000	Updated portfolio data from servicer & Hafa initial cap
									3/26/2010	\$ (720,000)	\$ 1,530,000	Updated portfolio data from servicer
6/26/2009	National City Bank	Miamisburg	OH	Purchase	Financial Instrument for Home Loan Modifications	\$ 294,980,000	N/A		9/30/2009	\$ 315,170,000	\$ 610,150,000	Updated portfolio data from servicer & HPDP initial cap
									12/30/2009	\$ 90,280,000	\$ 700,430,000	Updated portfolio data from servicer & Hafa initial cap
									3/26/2010	\$ (18,690,000)	\$ 681,740,000	Updated portfolio data from servicer
7/1/2009	Wachovia Mortgage, FSB	Des Moines	IA	Purchase	Financial Instrument for Home Loan Modifications	\$ 634,010,000	N/A		9/30/2009	\$ 723,880,000	\$ 1,357,890,000	Updated portfolio data from servicer & HPDP initial cap
									12/30/2009	\$ 692,640,000	\$ 2,050,530,000	Updated portfolio data from servicer & Hafa initial cap
									2/17/2010	\$ (2,050,236,344)	\$ 293,656	Transfer of cap (to Wells Fargo Bank) due to merger
									3/12/2010	\$ (54,767)	\$ 238,890	Transfer of cap (to Wells Fargo Bank) due to merger
7/1/2009	Bayview Loan Servicing, LLC	Coral Gables	FL	Purchase	Financial Instrument for Home Loan Modifications	\$ 44,260,000	N/A	3	9/30/2009	\$ 23,850,000	\$ 68,110,000	Updated portfolio data from servicer & HPDP initial cap
									12/30/2009	\$ 43,590,000	\$ 111,700,000	Updated portfolio data from servicer & Hafa initial cap
									3/26/2010	\$ 34,540,000	\$ 146,240,000	Updated portfolio data from servicer
7/10/2009	Lake National Bank	Mentor	OH	Purchase	Financial Instrument for Home Loan Modifications	\$ 100,000	N/A		9/30/2009	\$ 150,000	\$ 250,000	Updated portfolio data from servicer & HPDP initial cap
									12/30/2009	\$ 130,000	\$ 380,000	Updated portfolio data from servicer & Hafa initial cap
									3/26/2010	\$ 50,000	\$ 430,000	Updated portfolio data from servicer
7/10/2009	IBM Southeast Employees' Federal Credit Union	Delray Beach	FL	Purchase	Financial Instrument for Home Loan Modifications	\$ 870,000	N/A		9/30/2009	\$ (10,000)	\$ 860,000	Updated portfolio data from servicer & HPDP initial cap
									12/30/2009	\$ 250,000	\$ 1,110,000	Updated portfolio data from servicer & Hafa initial cap
									3/26/2010	\$ (10,000)	\$ 1,100,000	Updated portfolio data from servicer
7/17/2009	MorEquity, Inc.	Evansville	IN	Purchase	Financial Instrument for Home Loan Modifications	\$ 23,480,000	N/A		9/30/2009	\$ 18,530,000	\$ 42,010,000	Updated portfolio data from servicer & HPDP initial cap
									12/30/2009	\$ 24,510,000	\$ 66,520,000	Updated portfolio data from servicer & Hafa initial cap
									3/26/2010	\$ 18,360,000	\$ 84,880,000	Updated portfolio data from servicer
7/17/2009	PNC Bank, National Association	Pittsburgh	PA	Purchase	Financial Instrument for Home Loan Modifications	\$ 54,470,000	N/A		9/30/2009	\$ (36,240,000)	\$ 18,230,000	Updated portfolio data from servicer & HPDP initial cap
									12/30/2009	\$ 19,280,000	\$ 37,510,000	Updated portfolio data from servicer & Hafa initial cap
									3/26/2010	\$ 2,470,000	\$ 39,980,000	Updated portfolio data from servicer

Servicer Modifying Borrowers' Loans										Adjustment Details			
Date	Name of Institution	City	State	Transaction Type	Investment Description	Cap of Incentive Payments on Behalf of Borrowers and to Servicers & Lenders/Investors (Cap) <sup>1</sup>	Pricing Mechanism	Note	Adjustment Date	Cap Adjustment Amount	Adjusted Cap	Reason for Adjustment	
7/17/2009	Farmers State Bank	West Salem	OH	Purchase	Financial Instrument for Home Loan Modifications	\$ 170,000	N/A		9/30/2009	\$ (90,000)	\$ 80,000	Updated portfolio data from servicer & HPDP initial cap	
									12/30/2009	\$ 50,000	\$ 130,000	Updated portfolio data from servicer & HAFA initial cap	
									3/26/2010	\$ 100,000	\$ 230,000	Updated portfolio data from servicer	
7/17/2009	ShoreBank	Chicago	IL	Purchase	Financial Instrument for Home Loan Modifications	\$ 1,410,000	N/A		9/30/2009	\$ 890,000	\$ 2,300,000	Updated portfolio data from servicer & HPDP initial cap	
									12/30/2009	\$ 1,260,000	\$ 3,560,000	Updated portfolio data from servicer & HAFA initial cap	
									3/26/2010	\$ (20,000)	\$ 3,540,000	Updated portfolio data from servicer	
7/22/2009	American Home Mortgage Servicing, Inc	Coppell	TX	Purchase	Financial Instrument for Home Loan Modifications	\$ 1,272,490,000	N/A		9/30/2009	\$ (53,670,000)	\$ 1,218,820,000	Updated portfolio data from servicer & HPDP initial cap	
									12/30/2009	\$ 250,450,000	\$ 1,469,270,000	Updated portfolio data from servicer & HAFA initial cap	
									3/26/2010	\$ 124,820,000	\$ 1,594,090,000	Updated portfolio data from servicer	
7/22/2009	Mortgage Center, LLC	Southfield	MI	Purchase	Financial Instrument for Home Loan Modifications	\$ 4,210,000	N/A		9/30/2009	\$ 1,780,000	\$ 5,990,000	Updated portfolio data from servicer & HPDP initial cap	
									12/30/2009	\$ 2,840,000	\$ 8,830,000	Updated portfolio data from servicer & HAFA initial cap	
									3/26/2010	\$ 2,800,000	\$ 11,630,000	Updated portfolio data from servicer	
7/22/2009	Mission Federal Credit Union	San Diego	CA	Purchase	Financial Instrument for Home Loan Modifications	\$ 860,000	N/A		9/30/2009	\$ (490,000)	\$ 370,000	Updated portfolio data from servicer & HPDP initial cap	
									12/30/2009	\$ 6,750,000	\$ 7,120,000	Updated portfolio data from servicer & HAFA initial cap	
									3/26/2010	\$ (6,340,000)	\$ 780,000	Updated portfolio data from servicer	
7/29/2009	First Bank	St. Louis	MO	Purchase	Financial Instrument for Home Loan Modifications	\$ 6,460,000	N/A		9/30/2009	\$ (1,530,000)	\$ 4,930,000	Updated portfolio data from servicer & HPDP initial cap	
									12/30/2009	\$ 680,000	\$ 5,610,000	Updated portfolio data from servicer & HAFA initial cap	
									3/26/2010	\$ 2,460,000	\$ 8,070,000	Updated portfolio data from servicer	
7/29/2009	Purdue Employees Federal Credit Union	West Lafayette	IN	Purchase	Financial Instrument for Home Loan Modifications	\$ 1,090,000	N/A		9/30/2009	\$ (60,000)	\$ 1,030,000	Updated portfolio data from servicer & HPDP initial cap	
									12/30/2009	\$ 1,260,000	\$ 2,290,000	Updated portfolio data from servicer & HAFA initial cap	
									3/26/2010	\$ 2,070,000	\$ 4,360,000	Updated portfolio data from servicer	
7/29/2009	Wachovia Bank, N.A.	Charlotte	NC	Purchase	Financial Instrument for Home Loan Modifications	\$ 85,020,000	N/A		9/30/2009	\$ (37,700,000)	\$ 47,320,000	Updated portfolio data from servicer & HPDP initial cap	
									12/30/2009	\$ 26,160,000	\$ 73,480,000	Updated portfolio data from servicer & HAFA initial cap	
									3/26/2010	\$ 9,820,000	\$ 83,300,000	Updated portfolio data from servicer	
7/31/2009	J.P.Morgan Chase Bank, NA	Lewisville	TX	Purchase	Financial Instrument for Home Loan Modifications	\$ 2,699,720,000	N/A		9/30/2009	\$ (14,850,000)	\$ 2,684,870,000	Updated portfolio data from servicer & HPDP initial cap	
									12/30/2009	\$ 1,178,180,000	\$ 3,863,050,000	Updated portfolio data from servicer & HAFA initial cap	
									3/26/2010	\$ 1,006,580,000	\$ 4,869,630,000	Updated portfolio data from servicer & 2MP initial cap	
7/31/2009	EMC Mortgage Corporation	Lewisville	TX	Purchase	Financial Instrument for Home Loan Modifications	\$ 707,380,000	N/A		9/30/2009	\$ (10,000)	\$ 707,370,000	Updated portfolio data from servicer & HPDP initial cap	
									12/30/2009	\$ 502,430,000	\$ 1,209,800,000	Updated portfolio data from servicer & HAFA initial cap	
									3/26/2010	\$ (134,560,000)	\$ 1,075,240,000	Updated portfolio data from servicer & 2MP initial cap	
8/5/2009	Lake City Bank	Warsaw	IN	Purchase	Financial Instrument for Home Loan Modifications	\$ 420,000	N/A		9/30/2009	\$ 180,000	\$ 600,000	Updated portfolio data from servicer & HPDP initial cap	
									12/30/2009	\$ (350,000)	\$ 250,000	Updated portfolio data from servicer & HAFA initial cap	
									3/26/2010	\$ 20,000	\$ 270,000	Updated portfolio data from servicer	
8/5/2009	Oakland Municipal Credit Union	Oakland	CA	Purchase	Financial Instrument for Home Loan Modifications	\$ 140,000	N/A		9/30/2009	\$ 290,000	\$ 430,000	Updated portfolio data from servicer & HPDP initial cap	
									12/30/2009	\$ 210,000	\$ 640,000	Updated portfolio data from servicer & HAFA initial cap	
									3/26/2010	\$ 170,000	\$ 810,000	Updated portfolio data from servicer	

Servicer Modifying Borrowers' Loans								Adjustment Details				
Date	Name of Institution	City	State	Transaction Type	Investment Description	Cap of Incentive Payments on Behalf of Borrowers and to Servicers & Lenders/Investors (Cap) <sup>1</sup>	Pricing Mechanism	Note	Adjustment Date	Cap Adjustment Amount	Adjusted Cap	Reason for Adjustment
8/5/2009	HomEq Servicing	North Highlands	CA	Purchase	Financial Instrument for Home Loan Modifications	\$ 674,000,000	N/A		9/30/2009	\$ (121,190,000)	\$ 552,810,000	Updated portfolio data from servicer & HPDP initial cap
									12/30/2009	\$ (36,290,000)	\$ 516,520,000	Updated portfolio data from servicer & HAFA initial cap
									3/26/2010	\$ 199,320,000	\$ 715,840,000	Updated portfolio data from servicer
8/12/2009	Litton Loan Servicing LP	Houston	TX	Purchase	Financial Instrument for Home Loan Modifications	\$ 774,900,000	N/A		9/30/2009	\$ 313,050,000	\$ 1,087,950,000	Updated portfolio data from servicer & HPDP initial cap
									12/30/2009	\$ 275,370,000	\$ 1,363,320,000	Updated portfolio data from servicer & HAFA initial cap
									3/26/2010	\$ 278,910,000	\$ 1,642,230,000	Updated portfolio data from servicer
8/12/2009	PennyMac Loan Services, LLC	Calasbasa	CA	Purchase	Financial Instrument for Home Loan Modifications	\$ 6,210,000	N/A		9/30/2009	\$ (1,200,000)	\$ 5,010,000	Updated portfolio data from servicer & HPDP initial cap
									12/30/2009	\$ 30,800,000	\$ 35,810,000	Updated portfolio data from servicer & HAFA initial cap
									3/26/2010	\$ 23,200,000	\$ 59,010,000	Updated portfolio data from servicer
8/12/2009	Servis One, Inc.	Titusville	PA	Purchase	Financial Instrument for Home Loan Modifications	\$ 29,730,000	N/A		9/30/2009	\$ (25,510,000)	\$ 4,220,000	Updated portfolio data from servicer & HPDP initial cap
									12/30/2009	\$ 520,000	\$ 4,740,000	Updated portfolio data from servicer & HAFA initial cap
									3/26/2010	\$ 4,330,000	\$ 9,070,000	Updated portfolio data from servicer
8/28/2009	OneWest Bank	Pasadena	CA	Purchase	Financial Instrument for Home Loan Modifications	\$ 668,440,000	N/A		10/2/2009	\$ 145,800,000	\$ 814,240,000	HPDP initial cap
									12/30/2009	\$ 1,355,930,000	\$ 2,170,170,000	Updated portfolio data from servicer & HAFA initial cap
									3/26/2010	\$ 121,180,000	\$ 2,291,350,000	Updated portfolio data from servicer
8/28/2009	Stanford Federal Credit Union	Palo Alto	CA	Purchase	Financial Instrument for Home Loan Modifications	\$ 300,000	N/A		10/2/2009	\$ 70,000	\$ 370,000	HPDP initial cap
									12/30/2009	\$ 2,680,000	\$ 3,050,000	Updated portfolio data from servicer & HAFA initial cap
									3/26/2010	\$ 350,000	\$ 3,400,000	Updated portfolio data from servicer
8/28/2009	RoundPoint Mortgage Servicing Corporation	Charlotte	NC	Purchase	Financial Instrument for Home Loan Modifications	\$ 570,000	N/A		10/2/2009	\$ 130,000	\$ 700,000	HPDP initial cap
									12/30/2009	\$ (310,000)	\$ 390,000	Updated portfolio data from servicer & HAFA initial cap
									3/26/2010	\$ 2,110,000	\$ 2,500,000	Updated portfolio data from servicer
9/2/2009	Horicon Bank	Horicon	WI	Purchase	Financial Instrument for Home Loan Modifications	\$ 560,000	N/A		10/2/2009	\$ 130,000	\$ 690,000	HPDP initial cap
									12/30/2009	\$ 1,040,000	\$ 1,730,000	Updated portfolio data from servicer & HAFA initial cap
									3/26/2010	\$ (1,680,000)	\$ 50,000	Updated portfolio data from servicer
9/2/2009	Vantium Capital, Inc.	Plano	TX	Purchase	Financial Instrument for Home Loan Modifications	\$ 6,000,000	N/A		10/2/2009	\$ 1,310,000	\$ 7,310,000	HPDP initial cap
									12/30/2009	\$ (3,390,000)	\$ 3,920,000	Updated portfolio data from servicer & HAFA initial cap
									3/26/2010	\$ 410,000	\$ 4,330,000	Updated portfolio data from servicer
9/9/2009	Central Florida Educators Federal Credit Union	Lake Mary	FL	Purchase	Financial Instrument for Home Loan Modifications	\$ 1,250,000	N/A		10/2/2009	\$ 280,000	\$ 1,530,000	HPDP initial cap
									12/30/2009	\$ (750,000)	\$ 780,000	Updated portfolio data from servicer & HAFA initial cap
									3/26/2010	\$ 120,000	\$ 900,000	Updated portfolio data from servicer
9/9/2009	U.S. Bank National Association	Owensboro	KY	Purchase	Financial Instrument for Home Loan Modifications	\$ 114,220,000	N/A		10/2/2009	\$ 24,920,000	\$ 139,140,000	HPDP initial cap
									12/30/2009	\$ 49,410,000	\$ 188,550,000	Updated portfolio data from servicer & HAFA initial cap
									3/26/2010	\$ 41,830,000	\$ 230,380,000	Updated portfolio data from servicer
9/9/2009	CUC Mortgage Corporation	Albany	NY	Purchase	Financial Instrument for Home Loan Modifications	\$ 4,350,000	N/A		10/2/2009	\$ 950,000	\$ 5,300,000	HPDP initial cap
									12/30/2009	\$ 5,700,000	\$ 11,000,000	Updated portfolio data from servicer & HAFA initial cap
									3/26/2010	\$ 740,000	\$ 11,740,000	Updated portfolio data from servicer

Servicer Modifying Borrowers' Loans								Adjustment Details				
Date	Name of Institution	City	State	Transaction Type	Investment Description	Cap of Incentive Payments on Behalf of Borrowers and to Servicers & Lenders/Investors (Cap) <sup>1</sup>	Pricing Mechanism	Note	Adjustment Date	Cap Adjustment Amount	Adjusted Cap	Reason for Adjustment
9/11/2009	ORNL Federal Credit Union	Oak Ridge	TN	Purchase	Financial Instrument for Home Loan Modifications	\$ 2,070,000	N/A		10/2/2009	\$ 460,000	\$ 2,530,000	HPDP initial cap
									12/30/2009	\$ 2,730,000	\$ 5,260,000	Updated portfolio data from servicer & HAFA initial cap
									3/26/2010	\$ 13,280,000	\$ 18,540,000	Updated portfolio data from servicer
9/11/2009	Allstate Mortgage Loans & Investments, Inc.	Ocala	FL	Purchase	Financial Instrument for Home Loan Modifications	\$ 250,000	N/A		10/2/2009	\$ 60,000	\$ 310,000	HPDP initial cap
									12/30/2009	\$ (80,000)	\$ 230,000	Updated portfolio data from servicer & HAFA initial cap
									3/26/2010	\$ 280,000	\$ 510,000	Updated portfolio data from servicer
9/11/2009	Metropolitan National Bank	Little Rock	AR	Purchase	Financial Instrument for Home Loan Modifications	\$ 280,000	N/A		10/2/2009	\$ 70,000	\$ 350,000	HPDP initial cap
									12/30/2009	\$ 620,000	\$ 970,000	Updated portfolio data from servicer & HAFA initial cap
									3/26/2010	\$ 100,000	\$ 1,070,000	Updated portfolio data from servicer
9/11/2009	Franklin Credit Management Corporation	Jersey City	NJ	Purchase	Financial Instrument for Home Loan Modifications	\$ 27,510,000	N/A		10/2/2009	\$ 6,010,000	\$ 33,520,000	HPDP initial cap
									12/30/2009	\$ (19,750,000)	\$ 13,770,000	Updated portfolio data from servicer & HAFA initial cap
									3/26/2010	\$ (4,780,000)	\$ 8,990,000	Updated portfolio data from servicer
9/16/2009	Bay Federal Credit Union	Capitola	CA	Purchase	Financial Instrument for Home Loan Modifications	\$ 410,000	N/A		10/2/2009	\$ 90,000	\$ 500,000	HPDP initial cap
									12/30/2009	\$ 1,460,000	\$ 1,960,000	Updated portfolio data from servicer & HAFA initial cap
									3/26/2010	\$ 160,000	\$ 2,120,000	Updated portfolio data from servicer
9/23/2009	AMS Servicing, LLC	Buffalo	NY	Purchase	Financial Instrument for Home Loan Modifications	\$ 4,390,000	N/A		10/2/2009	\$ 960,000	\$ 5,350,000	HPDP initial cap
									12/30/2009	\$ (3,090,000)	\$ 2,260,000	Updated portfolio data from servicer & HAFA initial cap
									3/26/2010	\$ 230,000	\$ 2,490,000	Updated portfolio data from servicer
9/23/2009	Schools Financial Credit Union	Sacramento	CA	Purchase	Financial Instrument for Home Loan Modifications	\$ 390,000	N/A		10/2/2009	\$ 90,000	\$ 480,000	HPDP initial cap
									12/30/2009	\$ 940,000	\$ 1,420,000	Updated portfolio data from servicer & HAFA initial cap
									3/26/2010	\$ (980,000)	\$ 440,000	Updated portfolio data from servicer
9/23/2009	Glass City Federal Credit Union	Maumee	OH	Purchase	Financial Instrument for Home Loan Modifications	\$ 230,000	N/A		10/2/2009	\$ 60,000	\$ 290,000	HPDP initial cap
									12/30/2009	\$ (10,000)	\$ 280,000	Updated portfolio data from servicer & HAFA initial cap
									3/26/2010	\$ 130,000	\$ 410,000	Updated portfolio data from servicer
9/23/2009	Central Jersey Federal Credit Union	Woodbridge	NJ	Purchase	Financial Instrument for Home Loan Modifications	\$ 30,000	N/A		10/2/2009	\$ 10,000	\$ 40,000	HPDP initial cap
									12/30/2009	\$ 120,000	\$ 160,000	Updated portfolio data from servicer & HAFA initial cap
									3/26/2010	\$ 10,000	\$ 170,000	Updated portfolio data from servicer
9/23/2009	Yadkin Valley Bank	Elkin	NC	Purchase	Financial Instrument for Home Loan Modifications	\$ 240,000	N/A		10/2/2009	\$ 60,000	\$ 300,000	HPDP initial cap
									12/30/2009	\$ 350,000	\$ 650,000	Updated portfolio data from servicer & HAFA initial cap
									3/26/2010	\$ 1,360,000	\$ 2,010,000	Updated portfolio data from servicer
9/25/2009	SEFCU	Albany	NY	Purchase	Financial Instrument for Home Loan Modifications	\$ 440,000	N/A		10/2/2009	\$ 100,000	\$ 540,000	HPDP initial cap
									12/30/2009	\$ 20,000	\$ 560,000	Updated portfolio data from servicer & HAFA initial cap
									3/26/2010	\$ (290,000)	\$ 270,000	Updated portfolio data from servicer
10/14/2009	Great Lakes Credit Union	North Chicago	IL	Purchase	Financial Instrument for Home Loan Modifications	\$ 570,000	N/A		12/30/2009	\$ 1,030,000	\$ 1,600,000	Updated portfolio data from servicer & HAFA initial cap
									3/26/2010	\$ (880,000)	\$ 720,000	Updated portfolio data from servicer



Date	Servicer Modifying Borrowers' Loans				Investment Description	Cap of Incentive Payments on Behalf of Borrowers and to Servicers & Lenders/Investors (Cap) <sup>1</sup>	Pricing Mechanism	Note	Adjustment Details			
	Name of Institution	City	State	Transaction Type					Adjustment Date	Cap Adjustment Amount	Adjusted Cap	Reason for Adjustment
10/14/2009	Mortgage Clearing Corporation	Tulsa	OK	Purchase	Financial Instrument for Home Loan Modifications	\$ 4,860,000	N/A		12/30/2009	\$ (2,900,000)	\$ 1,960,000	Updated portfolio data from servicer & HAFAs initial cap
									3/26/2010	\$ (1,600,000)	\$ 360,000	Updated portfolio data from servicer
10/21/2009	United Bank Mortgage Corporation	Grand Rapids	MI	Purchase	Financial Instrument for Home Loan Modifications	\$ 410,000	N/A		1/22/2010	\$ 20,000	\$ 430,000	Updated HPDP cap & HAFAs initial cap
									3/26/2010	\$ 400,000	\$ 830,000	Updated portfolio data from servicer
10/23/2009	Bank United	Miami Lakes	FL	Purchase	Financial Instrument for Home Loan Modifications	\$ 93,660,000	N/A		1/22/2010	\$ 4,370,000	\$ 98,030,000	Updated HPDP cap & HAFAs initial cap
									3/26/2010	\$ 23,880,000	\$ 121,910,000	Updated portfolio data from servicer
10/23/2009	IC Federal Credit Union	Fitchburg	MA	Purchase	Financial Instrument for Home Loan Modifications	\$ 760,000	N/A		1/22/2010	\$ 40,000	\$ 800,000	Updated HPDP cap & HAFAs initial cap
									3/26/2010	\$ (760,000)	\$ 40,000	Updated portfolio data from servicer
10/28/2009	Harleysville National Bank & Trust Company	Harleysville	PA	Purchase	Financial Instrument for Home Loan Modifications	\$ 1,070,000	N/A					
10/28/2009	Members Mortgage Company, Inc	Woburn	MA	Purchase	Financial Instrument for Home Loan Modifications	\$ 510,000	N/A					
10/30/2009	DuPage Credit Union	Naperville	IL	Purchase	Financial Instrument for Home Loan Modifications	\$ 70,000	N/A		1/22/2010	\$ 10,000	\$ 80,000	Updated HPDP cap & HAFAs initial cap
									3/26/2010	\$ 10,000	\$ 90,000	Updated portfolio data from servicer
11/6/2009	Los Alamos National Bank	Los Alamos	NM	Purchase	Financial Instrument for Home Loan Modifications	\$ 700,000	N/A		1/22/2010	\$ 40,000	\$ 740,000	Updated HPDP cap & HAFAs initial cap
									3/26/2010	\$ 50,000	\$ 790,000	Updated portfolio data from servicer
11/18/2009	Quantum Servicing Corporation	Tampa	FL	Purchase	Financial Instrument for Home Loan Modifications	\$ 18,960,000	N/A		1/22/2010	\$ 890,000	\$ 19,850,000	Updated HPDP cap & HAFAs initial cap
									3/26/2010	\$ 3,840,000	\$ 23,690,000	Updated portfolio data from servicer
11/18/2009	Hillsdale County National Bank	Hillsdale	MI	Purchase	Financial Instrument for Home Loan Modifications	\$ 1,670,000	N/A		1/22/2010	\$ 80,000	\$ 1,750,000	Updated HPDP cap & HAFAs initial cap
									3/26/2010	\$ 330,000	\$ 2,080,000	Updated portfolio data from servicer
11/18/2009	QLending, Inc.	Coral Gables	FL	Purchase	Financial Instrument for Home Loan Modifications	\$ 20,000	N/A		1/22/2010	\$ -	\$ 20,000	Updated HPDP cap & HAFAs initial cap
									3/26/2010	\$ (10,000)	\$ 10,000	Updated portfolio data from servicer
11/25/2009	Marix Servicing, LLC	Pheonix	AZ	Purchase	Financial Instrument for Home Loan Modifications	\$ 20,360,000	N/A		1/22/2010	\$ 950,000	\$ 21,310,000	Updated HPDP cap & HAFAs initial cap
									3/26/2010	\$ (17,880,000)	\$ 3,430,000	Updated portfolio data from servicer
11/25/2009	Home Financing Center, Inc	Coral Gables	FL	Purchase	Financial Instrument for Home Loan Modifications	\$ 230,000	N/A					
11/25/2009	First Keystone Bank	Media	PA	Purchase	Financial Instrument for Home Loan Modifications	\$ 1,280,000	N/A		1/22/2010	\$ 50,000	\$ 1,330,000	Updated HPDP cap & HAFAs initial cap
									3/26/2010	\$ 1,020,000	\$ 2,350,000	Updated portfolio data from servicer
12/4/2009	Community Bank & Trust Company	Clarks Summit	PA	Purchase	Financial Instrument for Home Loan Modifications	\$ 380,000	N/A		1/22/2010	\$ 10,000	\$ 390,000	Updated HPDP cap & HAFAs initial cap
									3/26/2010	\$ 520,000	\$ 910,000	Updated portfolio data from servicer
12/4/2009	Idaho Housing and Finance Association	Boise	ID	Purchase	Financial Instrument for Home Loan Modifications	\$ 9,430,000	N/A		1/22/2010	\$ 440,000	\$ 9,870,000	Updated HPDP cap & HAFAs initial cap
									3/26/2010	\$ 14,480,000	\$ 24,350,000	Updated portfolio data from servicer
12/9/2009	Spirit of Alaska Federal Credit Union	Fairbanks	AK	Purchase	Financial Instrument for Home Loan Modifications	\$ 360,000	N/A		1/22/2010	\$ 10,000	\$ 370,000	Updated HPDP cap & HAFAs initial cap
									3/26/2010	\$ 850,000	\$ 1,220,000	Updated portfolio data from servicer
12/9/2009	American Eagle Federal Credit Union	East Hartford	CT	Purchase	Financial Instrument for Home Loan Modifications	\$ 1,590,000	N/A		1/22/2010	\$ 70,000	\$ 1,660,000	Updated HPDP cap & HAFAs initial cap
									3/26/2010	\$ (290,000)	\$ 1,370,000	Updated portfolio data from servicer
12/9/2009	Silver State Schools Credit Union	Las Vegas	NV	Purchase	Financial Instrument for Home Loan Modifications	\$ 1,880,000	N/A		1/22/2010	\$ 90,000	\$ 1,970,000	Updated HPDP cap & HAFAs initial cap
									3/26/2010	\$ 1,110,000	\$ 3,080,000	Updated portfolio data from servicer

Date	Servicer Modifying Borrowers' Loans				Investment Description	Cap of Incentive Payments on Behalf of Borrowers and to Servicers & Lenders/Investors (Cap) <sup>1</sup>	Pricing Mechanism	Note	Adjustment Details			
	Name of Institution	City	State	Transaction Type					Adjustment Date	Cap Adjustment Amount	Adjusted Cap	Reason for Adjustment
12/9/2009	Fidelity Homestead Savings Bank	New Orleans	LA	Purchase	Financial Instrument for Home Loan Modifications	\$ 2,940,000	N/A		1/22/2010	\$ 140,000	\$ 3,080,000	Updated HPDP cap & HAFA initial cap
									3/26/2010	\$ 6,300,000	\$ 9,380,000	Updated portfolio data from servicer
12/9/2009	Bay Gulf Credit Union	Tampa	FL	Purchase	Financial Instrument for Home Loan Modifications	\$ 230,000	N/A		1/22/2010	\$ 10,000	\$ 240,000	Updated HPDP cap & HAFA initial cap
									3/26/2010	\$ 440,000	\$ 680,000	Updated portfolio data from servicer
12/9/2009	The Golden 1 Credit Union	Sacramento	CA	Purchase	Financial Instrument for Home Loan Modifications	\$ 6,160,000	N/A		1/22/2010	\$ 290,000	\$ 6,450,000	Updated HPDP cap & HAFA initial cap
									3/26/2010	\$ 40,000	\$ 6,490,000	Updated portfolio data from servicer
12/9/2009	Sterling Savings Bank	Spokane	WA	Purchase	Financial Instrument for Home Loan Modifications	\$ 2,250,000	N/A		1/22/2010	\$ 100,000	\$ 2,350,000	Updated HPDP cap & HAFA initial cap
									3/26/2010	\$ (740,000)	\$ 1,610,000	Updated portfolio data from servicer
12/11/2009	HomeStar Bank & Financial Services	Manteno	IL	Purchase	Financial Instrument for Home Loan Modifications	\$ 310,000	N/A		1/22/2010	\$ 20,000	\$ 330,000	Updated HPDP cap & HAFA initial cap
									3/26/2010	\$ 820,000	\$ 1,150,000	Updated portfolio data from servicer
12/11/2009	Glenview State Bank	Glenview	IL	Purchase	Financial Instrument for Home Loan Modifications	\$ 370,000	N/A		1/22/2010	\$ 20,000	\$ 390,000	Updated HPDP cap & HAFA initial cap
									3/26/2010	\$ 1,250,000	\$ 1,640,000	Updated portfolio data from servicer
12/11/2009	Verity Credit Union	Seattle	WA	Purchase	Financial Instrument for Home Loan Modifications	\$ 600,000	N/A		1/22/2010	\$ 30,000	\$ 630,000	Updated HPDP cap & HAFA initial cap
									3/26/2010	\$ 400,000	\$ 1,030,000	Updated portfolio data from servicer
12/11/2009	Hartford Savings Bank	Hartford	WI	Purchase	Financial Instrument for Home Loan Modifications	\$ 630,000	N/A		1/22/2010	\$ 30,000	\$ 660,000	Updated HPDP cap & HAFA initial cap
									3/26/2010	\$ 800,000	\$ 1,460,000	Updated portfolio data from servicer
12/11/2009	The Bryn Mawr Trust Co.	Bryn Mawr	PA	Purchase	Financial Instrument for Home Loan Modifications	\$ 150,000	N/A					
12/16/2009	Citizens 1st National Bank	Spring Valley	IL	Purchase	Financial Instrument for Home Loan Modifications	\$ 620,000	N/A		1/22/2010	\$ 30,000	\$ 650,000	Updated HPDP cap & HAFA initial cap
									3/26/2010	\$ (580,000)	\$ 70,000	Updated portfolio data from servicer
12/16/2009	Golden Plains Credit Union	Garden City	KS	Purchase	Financial Instrument for Home Loan Modifications	\$ 170,000	N/A		1/22/2010	\$ 10,000	\$ 180,000	Updated HPDP cap & HAFA initial cap
									3/26/2010	\$ 30,000	\$ 210,000	Updated portfolio data from servicer
12/16/2009	First Federal Savings and Loan Association of Lakewood	Lakewood	OH	Purchase	Financial Instrument for Home Loan Modifications	\$ 3,460,000	N/A		1/22/2010	\$ 160,000	\$ 3,620,000	Updated HPDP cap & HAFA initial cap
12/16/2009	Sound Community Bank	Seattle	WA	Purchase	Financial Instrument for Home Loan Modifications	\$ 440,000	N/A		1/22/2010	\$ 20,000	\$ 460,000	Updated HPDP cap & HAFA initial cap
									3/26/2010	\$ 1,430,000	\$ 1,890,000	Updated portfolio data from servicer
12/16/2009	Horizon Bank, NA	Michigan City	IN	Purchase	Financial Instrument for Home Loan Modifications	\$ 700,000	N/A		1/22/2010	\$ 30,000	\$ 730,000	Updated HPDP cap & HAFA initial cap
									3/26/2010	\$ 1,740,000	\$ 2,470,000	Updated portfolio data from servicer
12/16/2009	Park View Federal Savings Bank	Solon	OH	Purchase	Financial Instrument for Home Loan Modifications	\$ 760,000	N/A		1/22/2010	\$ 40,000	\$ 800,000	Updated HPDP cap & HAFA initial cap
									3/26/2010	\$ 140,000	\$ 940,000	Updated portfolio data from servicer
12/23/2009	Iberiabank	Sarasota	FL	Purchase	Financial Instrument for Home Loan Modifications	\$ 4,230,000	N/A		1/22/2010	\$ 200,000	\$ 4,430,000	Updated HPDP cap & HAFA initial cap
									3/26/2010	\$ (1,470,000)	\$ 2,960,000	Updated portfolio data from servicer
12/23/2009	Grafton Suburban Credit Union	North Grafton	MA	Purchase	Financial Instrument for Home Loan Modifications	\$ 340,000	N/A		1/22/2010	\$ 20,000	\$ 360,000	Updated HPDP cap & HAFA initial cap
									3/26/2010	\$ (320,000)	\$ 40,000	Updated portfolio data from servicer
12/23/2009	Eaton National Bank & Trust Company	Eaton	OH	Purchase	Financial Instrument for Home Loan Modifications	\$ 60,000	N/A		1/22/2010	\$ -	\$ 60,000	Updated HPDP cap & HAFA initial cap
									3/26/2010	\$ 90,000	\$ 150,000	Updated portfolio data from servicer

Servicer Modifying Borrowers' Loans						Adjustment Details						
Date	Name of Institution	City	State	Transaction Type	Investment Description	Cap of Incentive Payments on Behalf of Borrowers and to Servicers & Lenders/Investors (Cap) <sup>1</sup>	Pricing Mechanism	Note	Adjustment Date	Cap Adjustment Amount	Adjusted Cap	Reason for Adjustment
12/23/2009	Tempe Schools Credit Union	Tempe	AZ	Purchase	Financial Instrument for Home Loan Modifications	\$ 110,000	N/A		1/22/2010	\$ -	\$ 110,000	Updated HPDP cap & HAFA initial cap
									3/26/2010	\$ (20,000)	\$ 90,000	Updated portfolio data from servicer
1/13/2010	Fresno County Federal Credit Union	Fresno	CA	Purchase	Financial Instrument for Home Loan Modifications	\$ 260,000	N/A		3/26/2010	\$ 480,000	\$ 740,000	Updated portfolio data from servicer
1/13/2010	Roebing Bank	Roebing	NJ	Purchase	Financial Instrument for Home Loan Modifications	\$ 240,000	N/A		3/26/2010	\$ 610,000	\$ 850,000	Updated portfolio data from servicer
1/13/2010	First National Bank of Grant Park	Grant Park	IL	Purchase	Financial Instrument for Home Loan Modifications	\$ 140,000	N/A		3/26/2010	\$ 150,000	\$ 290,000	Updated portfolio data from servicer
1/13/2010	Specialized Loan Servicing, LLC	Highlands Ranch	CO	Purchase	Financial Instrument for Home Loan Modifications	\$ 64,150,000	N/A		3/26/2010	\$ (51,240,000)	\$ 12,910,000	Updated portfolio data from servicer
1/13/2010	Greater Nevada Mortgage Services	Carson City	NV	Purchase	Financial Instrument for Home Loan Modifications	\$ 770,000	N/A		3/26/2010	\$ 8,680,000	\$ 9,450,000	Updated portfolio data from servicer
1/15/2010	Digital Federal Credit Union	Marlborough	MA	Purchase	Financial Instrument for Home Loan Modifications	\$ 3,050,000	N/A		3/26/2010	\$ 12,190,000	\$ 15,240,000	Updated portfolio data from servicer
1/29/2010	iServe Residential Lending, LLC	San Diego	CA	Purchase	Financial Instrument for Home Loan Modifications	\$ 960,000	N/A		3/26/2010	\$ (730,000)	\$ 230,000	Updated portfolio data from servicer
1/29/2010	United Bank	Griffin	GA	Purchase	Financial Instrument for Home Loan Modifications	\$ 540,000	N/A		3/26/2010	\$ 160,000	\$ 700,000	Updated portfolio data from servicer
3/3/2010	Urban Trust Bank	Lake Mary	FL	Purchase	Financial Instrument for Home Loan Modifications	\$ 1,060,000	N/A					
3/5/2010	iServe Servicing, Inc.	Irving	TX	Purchase	Financial Instrument for Home Loan Modifications	\$ 28,040,000	N/A					
3/10/2010	Navy Federal Credit Union	Vienna	VA	Purchase	Financial Instrument for Home Loan Modifications	\$ 60,780,000	N/A					
3/10/2010	Vist Financial Corp	Wyomissing	PA	Purchase	Financial Instrument for Home Loan Modifications	\$ 300,000	N/A					

<b>Total Initial Cap</b>	<b>\$ 23,755,130,000</b>	<b>Total Cap Adjustments</b>	<b>\$ 16,131,418,890</b>
	<b>TOTAL CAP</b>		<b>\$ 39,886,548,890</b>

1/ The Cap of Incentive Payments represents the potential total amount allocated to each servicer and includes the maximum amount allotted for all payments on behalf of borrowers and payments to servicers and lenders/investors.

The Cap is subject to adjustment based on the total amount allocated to the program and individual servicer usage for borrower modifications. Each adjustment to the Cap is reflected under Adjustment Details.

2/ On July 31, 2009, the SPA with Chase Home Finance, LLC was terminated and superseded by new SPAs with J.P. Morgan Chase Bank, NA and EMC Mortgage Corporation.

3/ Wachovia Mortgage, FSB was merged with Wells Fargo Bank, NA, and the remaining Adjusted Cap stated above represents the amount previously paid to Wachovia Mortgage, FSB prior to such merger.

As used in this table:

"HAFA" means the Home Affordable foreclosure Alternatives program.

"HPDP" means the Home Price Decline Protection program.

"2MP" means the Second Lien Modification Program.

**SMALL BUSINESS AND COMMUNITY LENDING INITIATIVE  
SBA 7a Securities Purchase Program**

Trade Date	Purchase Details <sup>1</sup>					Settlement Details				Final Disposition			
	Investment Description	Original Face Value	Pricing Mechanism	Initial Investment Amount <sup>2</sup>	TBA <sup>3</sup>	Settlement Date	Final Investment Amount	TBA <sup>3</sup>	Senior Security Proceeds <sup>4</sup>	Trade Date	Life-to-date Principal Received <sup>1</sup>	Current Face Value	Disposition Amount <sup>5</sup>
3/19/2010	Floating Rate SBA 7a security due 2025	\$ 4,070,000	107.75	\$ 4,377,249	N	3/24/2010	\$ 4,377,249		\$ 2,184				
3/19/2010	Floating Rate SBA 7a security due 2022	\$ 7,617,617	109	\$ 8,279,156	N	3/24/2010	\$ 8,279,156		\$ 4,130				
3/19/2010	Floating Rate SBA 7a security due 2022	\$ 8,030,000	108.875	\$ 8,716,265	N	3/24/2010	\$ 8,716,265		\$ 4,348				

**Total Original Face Value**     \$ 19,717,617

**TOTAL INVESTMENT AMOUNT**     \$ 21,372,670

**Total Senior Security Proceeds**     \$ 10,661     **Total Disposition Proceeds**     \$ -

1/ The amortizing principal and interest payments are reported on the monthly Dividends and Interest Report available at [www.FinancialStability.gov](http://www.FinancialStability.gov).

2/ Investment Amount is stated after giving effect to factor and, if applicable, the purchase of accrued principal and interest.

3/ If a purchase is listed as TBA, or To-Be-Announced, the underlying loans in the SBA Pool have yet to come to market, and the actual Investment Amount will be adjusted within the variance permitted under the program terms.

4/ In order to satisfy the requirements under Section 113 of the Emergency Economic Stabilization Act of 2008, Treasury will acquire a senior indebtedness instrument (a Senior Security) from the seller of each respective SBA 7a Security. Each Senior Security will (i) have an aggregate principal amount equal to the product of (A) 0.05% and (B) the Final Investment Amount (excluding accrued interest) paid by Treasury for the respective SBA 7a Security, and (ii) at the option of the respective seller, may be redeemed at par value immediately upon issuance, or remain outstanding with the terms and conditions as set forth in the Master Purchase Agreement.

5/ Disposition Amount is stated after giving effect, if applicable, to sale of accrued principal and interest.

**U.S. Treasury Department  
Office of Financial Stability**

**Troubled Asset Relief Program**

**Projected Costs and Liabilities [Section 105(a)(3)(E)]**

**For Period Ending March 31, 2010**

<u>Type of Expense/Liability</u>	<u>Amount</u>
None	

**Note:** Treasury interprets this reporting requirement as applicable to costs and liabilities related to insurance contracts entered into under the provisions of section 102 of the EESA; and the single insurance contract with Citigroup was terminated on December 23, 2009.

**U.S. Treasury Department  
Office of Financial Stability**

**Troubled Asset Relief Program**

**Programmatic Operating Expenses [Section 105(a)(3)(F)]**

**For Period Ending March 31, 2010**

Type of Expense	Amount
Compensation for financial agents and legal firms	\$213,285,552

**U.S. Treasury Department  
Office of Financial Stability**

**Troubled Asset Relief Program**

**Description of Vehicles Established [Section 105(a)(3)(H)]**

**For Period Ending March 31, 2010**

Date	Vehicle	Description
	None	