

# Troubled Assets Relief Program (TARP)

Monthly 105(a) Report – May 2010



UNITED STATES  
DEPARTMENT OF  
THE TREASURY



**June 10, 2010**

This report to Congress is pursuant to Section 105(a) of the Emergency Economic Stabilization Act of 2008.

**Section**

**Page**

**Key Developments ..... 3**

**Projected Cost Assessments for TARP ..... 4**

**Where is TARP Money Going? ..... 4**

**Program Updates ..... 7**

- **Dividends, Interest and Other Income Received**
- **Capital Purchase Program**
- **Automotive Industry Financing Program**
- **Home Affordable Modification Program**
- **Consumer and Bank Lending Initiatives**
- **Bank Lending and Intermediation Surveys**
- **Congressional Hearings**

**Certification ..... 17**

**Appendices**

**Appendix 1 – Description of TARP Programs & How Treasury Exercises Its Voting Rights**

**Appendix 2 – Making Home Affordable Servicer Performance Report**

**Appendix 3 – Financial Statement**

Treasury is pleased to present the Office of Financial Stability's Monthly 105(a) Report for May 2010.

The Troubled Assets Relief Program or TARP was established by Treasury pursuant to the Emergency Economic Stabilization Act of 2008 or EESA. This law was adopted on October 3, 2008 in response to the severe financial crisis facing our country. To carry out its duties, Treasury developed a number of programs under TARP to stabilize our financial system and housing market, which, together with the American Recovery and Reinvestment Act, laid the financial foundation for economic recovery. In December 2009, the Secretary of the Treasury certified the extension of TARP authority until October 2010 as permitted under the law, and outlined a strategy for going forward that balances the capacity to respond to threats to the financial system that could undermine economic recovery with the need to exercise fiscal discipline and reduce the burden on taxpayers.

On May 21, 2010, Treasury notified Congress that the projected cost of the TARP has decreased by \$11.4 billion to \$105.4 billion since the FY 2011 President's Budget. As recently as the Midsession Review released last August, the Administration estimated the cost of TARP would be \$341 billion.<sup>1</sup> (See "Projected Cost Assessments for TARP" below.)

Previously, Secretary of the Treasury Geithner had provided an update on TARP to Congress in April 2010 that, among others, noted:<sup>2</sup>

- Treasury is ending the Troubled Asset Relief Program as quickly as possible. The major programs to support banks are closed and Treasury is recovering much of the support provided to financial institutions.
- The cost of the TARP will be far less than originally anticipated. Treasury expects to spend less than \$550 billion of the \$700 billion authorized, and expects to recover all but \$117 billion (subsequently revised to \$105.4 billion) of that amount.<sup>3</sup>
- The expected fiscal cost of TARP and other forms of government intervention to address the financial crisis has fallen significantly. In early 2009, Treasury estimated that the fiscal cost of TARP and additional financial stabilization efforts could exceed \$500 billion, or 3.5 percent of GDP. It is now expected that the direct costs of all financial interventions will be less than 1 percent of GDP, which is less than the GAO's estimate of the net fiscal cost of 2.4 percent of GDP to clean up the savings and loan crisis. These estimates do not, of course, reflect the full cost of financial crises which must be measured in terms of lost jobs and income and the effects of the economic downturn on American families, communities and businesses.

---

<sup>1</sup> More information is available at: [http://www.FinancialStability.gov/latest/pr\\_05212010b.html](http://www.FinancialStability.gov/latest/pr_05212010b.html)

<sup>2</sup> A copy of the letter is available at: <http://www.FinancialStability.gov/docs/EESA%20Update%20-%20TFG%20to%20Congress%20042310.pdf>

<sup>3</sup> Represents the deficit impact of TARP.

## Key Developments

The following key developments took place during May 2010 under existing TARP programs:

- Total **TARP repayments** have reached approximately \$194 billion, more than half of current total disbursements of \$384 billion.
- **Cumulative TARP investment proceeds** are more \$23 billion.
- Under the **Capital Purchase Program (CPP)**:
  - Treasury conducted auctions for the warrants issued by Wells Fargo, Comerica, and Valley National with gross proceeds of approximately \$849 million, \$183.67 million, and \$5.57 million, respectively.
  - Treasury completed the sale of 1.5 billion shares of common stock in Citigroup, Inc. (Citigroup), approximately 19.5% of its Citigroup common stock holdings, for proceeds of approximately \$6.18 billion at a weighted average price per share of \$4.1217. Treasury then entered into a second pre-arranged written trading plan with its sales agent that provides discretionary authority for the sale of up to 1.5 billion additional shares under certain parameters.
- Under the **Automotive Industry Financing Program (AIFP)**:
  - Treasury received a \$1.9 billion repayment from CGI Holding LLC, the owner of both Chrysler Financial and Chrysler LLC (the “Old Chrysler”), as settlement of a loan made in early 2009 to finance Old Chrysler, the automobile company. This repayment, while less than face value, is significantly more than Treasury had previously estimated to recover.
- Under the **Home Affordable Modification Program (HAMP)**, which offers a standardized, streamlined mortgage modification process and financial incentives to encourage servicers and investors to undertake sustainable mortgage modifications, Treasury released the Servicer Performance Report with data through April 2010. *Please refer to the complete Servicer Performance Report included as Appendix 2.*
  - Through April 2010, almost 300,000 homeowners have permanent modifications, an increase of 13% from March.
  - Borrowers in permanent modifications are experiencing a median payment reduction of 36%, more than \$500 per month.
  - The April HAMP report contained new information about servicer-specific conversion rates to permanent modifications and servicer performance in giving homeowners timely decisions.

## Projected Cost Assessments for TARP

The total cost of all TARP programs is significantly less than expected as result of careful stewardship and improved financial conditions. Since January 2009, Treasury has taken steps to dramatically bring down the cost of TARP.

- On May 21, 2010, Treasury notified Congress that the projected cost of the TARP has decreased by \$11.4 billion to \$105.4 billion since the FY 2011 President's Budget. As recently as the Midsession Review released last August, the Administration estimated the cost of TARP would be \$341 billion.
- The decreases in total costs are primarily a result of appreciation in the value of the 7.7 billion shares of Citigroup common stock held by Treasury. In addition, the estimated value of Treasury's AIFP investments has increased as the outlook for the domestic automobile industry has improved. Lastly, the estimated cost related to AIG has decreased by \$2.9 billion as prospects for the company have improved. Remaining TARP costs are derived from homeowner relief programs as well as the assistance provided to the automotive industry and AIG. Programs that were designed to assist banking institutions will result in a net gain to the taxpayer.
- As part of the Administration's ongoing commitment to transparency regarding TARP's cost to taxpayers, updated cost assessments will be provided four times per year. More information is available at [http://www.FinancialStability.gov/latest/pr\\_05212010b.html](http://www.FinancialStability.gov/latest/pr_05212010b.html), which includes links to a summary of the cost estimates for TARP investments as of March 31, 2010, and a description of the methodology used for the estimates.

## Where is TARP Money Going?

Although TARP authority has been extended, Treasury has notified Congress that it does not expect to use more than \$550 billion of the \$700 billion authorized for TARP. Treasury has used this authority to make investments that have helped to stabilize the financial system, restore confidence in the strength of our financial institutions, restart markets that are critical to financing American households and businesses, and prevent avoidable foreclosures in the housing market and keep people in their homes. As of May 31, 2010, approximately \$537 billion had been planned for TARP programs, and of that amount:<sup>4</sup>

- \$489.88 billion has been committed to specific institutions under signed contracts.
- \$383.52 billion has been paid out by Treasury under those contracts.

A large part of the total investments to date occurred in 2008 under the Capital Purchase Program. The commitments made in 2009 include amounts extended under the Obama Administration's Financial Stability Plan. These include funds committed under the Home Affordable

---

<sup>4</sup> See footnotes \*\* and \*\*\* to Figure 1.

Modification Program, the Legacy Securities Public-Private Investment Program, the Automotive Industry Financing Program and the other programs described in this report (and Appendix 1).

Taxpayers can track progress on all of the financial stability programs and investments, as well as repayments, on Treasury’s website [www.FinancialStability.gov](http://www.FinancialStability.gov). Specifically, taxpayers can look at investments within two business days of closing in the TARP transaction reports at [www.FinancialStability.gov/latest/reportsanddocs.html](http://www.FinancialStability.gov/latest/reportsanddocs.html).

Figure 1 shows the planned TARP investment amounts together with the total funds disbursed and investments that have been repaid by program as of May 31, 2010. Figure 2 shows the planned TARP investments by program as of May 31, 2010.

**Figure 1: TARP Summary through May 2010 (\$ billions)**

	Planned Investments	Commitments	Total Disbursed	Repayments
Capital Purchase Program	\$ 204.89	\$ 204.89	\$ 204.89	\$ 137.27
<i>Citigroup repayment*</i>				\$ 4.88
Targeted Investment Program	\$ 40.00	\$ 40.00	\$ 40.00	\$ 40.00
Asset Guarantee Program	\$ 5.00	\$ 0.00	\$ 0.00	\$ 0.00
Consumer and Business Lending Initiative**	\$ 52.00	\$ 20.12	\$ 0.16	\$ 0.00
Legacy Securities Public-Private Investment Program	\$ 30.00	\$ 30.36	\$ 11.05	\$ 0.37
AIG	\$ 69.84	\$ 69.84	\$ 47.54	\$ 0.00
Auto Industry Financing Program	\$ 84.84	\$ 84.84	\$ 79.69	\$ 11.20
Home Affordable Modification Program***	\$ 50.00	\$ 39.82 ***	\$ 0.19 ***	\$ 0.00
<b>Totals</b>	<b>\$536.58 **</b>	<b>\$489.88</b>	<b>\$383.52</b>	<b>\$193.72</b>

\* Represents repayment amount from \$6.18 billion of proceeds.

\*\* \$52 billion has been reserved for the Consumer and Business Lending Initiative, of which \$20 billion has been allocated to the Term Asset-Backed Securities Lending Facility. While \$30 billion has been reserved for a small business lending program, the Treasury has proposed creating a \$30 billion Small Business Lending Fund separate from TARP through legislation. Not more than \$1 billion is planned for the Small Business and Lending Initiative - SBA 7a Securities Purchase Program and not more than \$1 billion is planned for the Community Development Capital Initiative.

\*\*\* In Figure 1, TARP funds for the Home Affordable Modification Program do not include \$1.26 billion to offset costs of program changes for the "Helping Families Save Their Homes Act of 2009" (\$1.244 billion) or administrative expenditures relating to the Special Inspector General for the TARP (\$15 million). Including the foregoing, as of May 31, 2010, total TARP commitments and amounts paid out as adjusted were \$41.08 billion and \$1.45 billion, respectively.

Figure 2: Planned TARP Investments (\$ billions) through May 2010

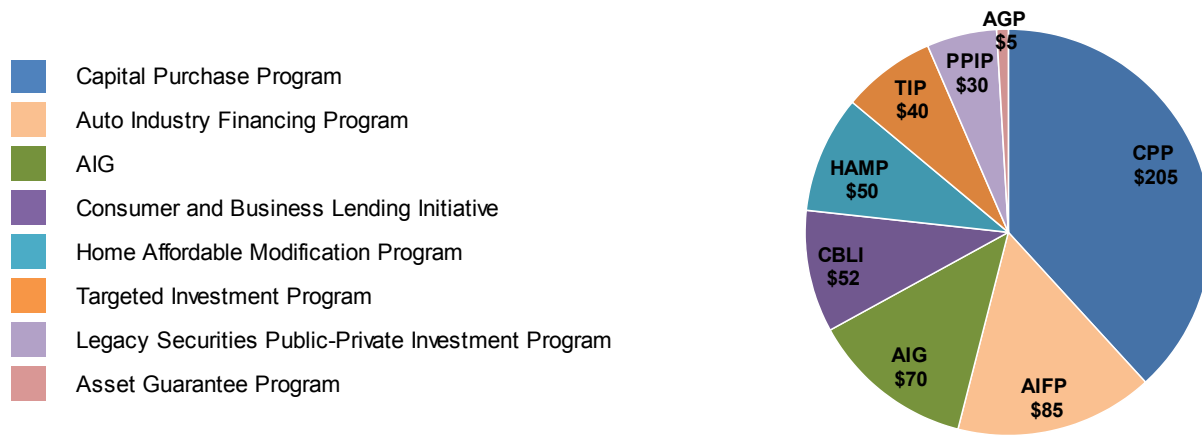
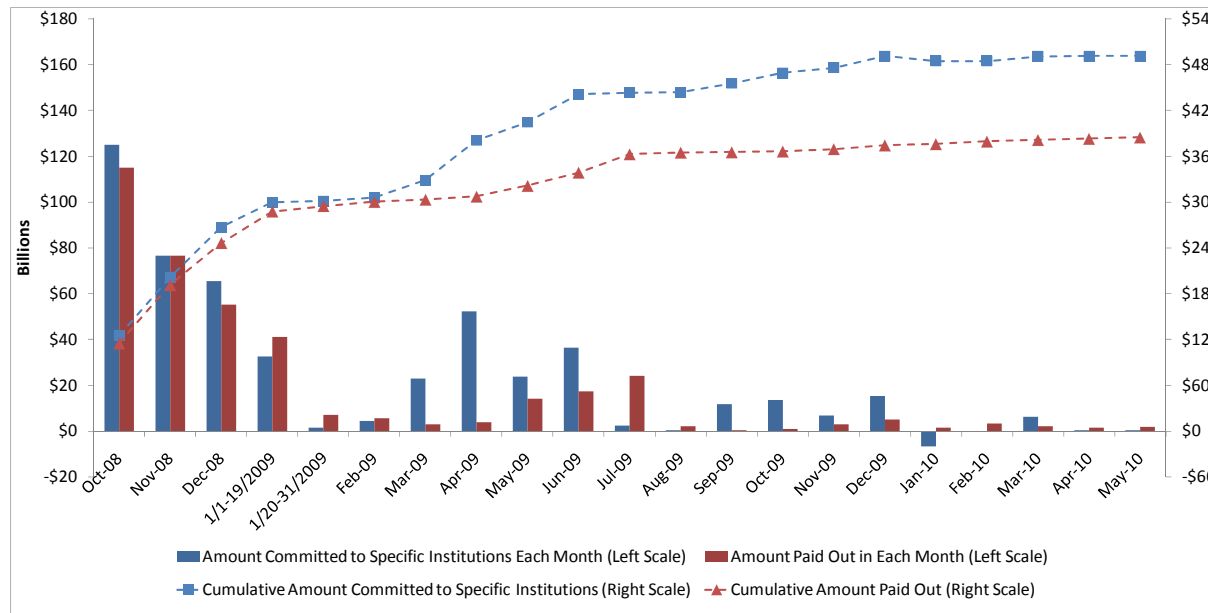


Figure 3 shows the amount of TARP investments by both the amount obligated – or committed for investment – and the amount disbursed or actually paid out, over each month since inception.

Figure 3: Funds committed and paid out under TARP from October 2008 through May 2010



**Program Updates**

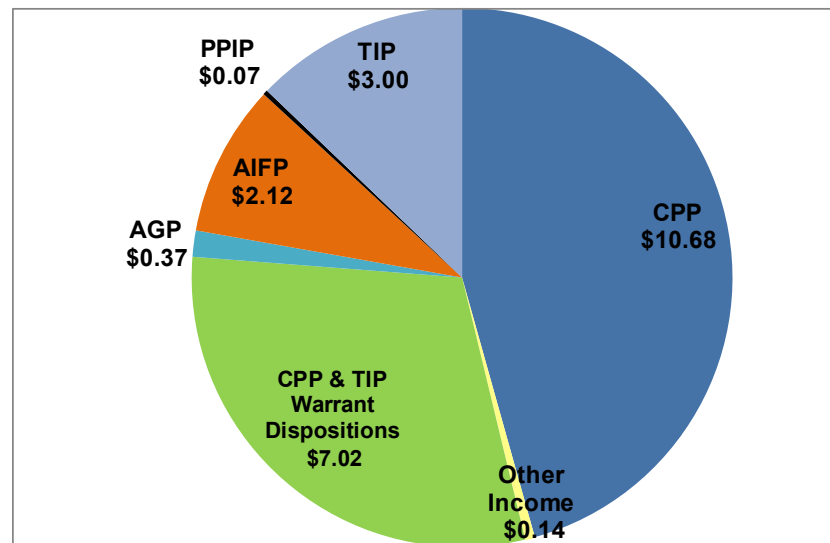
**Dividends, Interest and Other Income Received**

Most of the TARP money has been used to make investments in preferred stock or loans of financial institutions.<sup>5</sup>

- In May, Treasury received approximately \$687.66 million in dividends, interest and distributions from TARP investments, and approximately \$1.04 billion in gross proceeds from CPP warrant sales.
- Cumulative proceeds from TARP investments are more than \$23 billion, consisting of \$16 billion of dividends, interest, distributions and other income, and \$7 billion of warrant sales from CPP and the Targeted Investment Program (TIP) investments.

Figure 4 shows total income from dividends, interest and distributions, other investments and from warrant sales in all TARP programs.

**Figure 4: Total dividends, warrant proceeds and other income from TARP investments through May 2010 (\$ billions)**



<sup>5</sup> Numbers in text and tables may not add up because of rounding. Treasury's Dividends and Interest Reports for TARP programs are available at <http://www.FinancialStability.gov/latest/reportsanddocs.html>.



**Capital Purchase Program**

Treasury created the Capital Purchase Program in October 2008 to stabilize the financial system by providing capital to viable banks of all sizes throughout the nation. This program is now closed, and of the approximately \$205 billion invested, more than \$137 billion has already been repaid, and Treasury expects the program will result in a positive return for taxpayers. Further information on the Capital Purchase Program is available in Appendix 1 and at <http://www.FinancialStability.gov/roadtostability/capitalpurchaseprogram.html>. Figure 5 shows the cumulative CPP activity since program inception. Proceeds from the repurchases of securities acquired from an exercised warrant are included as cash received from sales of warrants.

**Figure 5: CPP Snapshot since inception**

CPP Cumulative Investments		CPP Income to Treasury	
Number of Institutions	707 *	Total Dividends and Interest	\$9.37 billion
Amount Invested	\$205 billion	<i>May Dividends and Interest</i>	<i>\$362.27 million</i>
Largest Investment	\$25 billion	Total Fee Income	\$13 million
Smallest Investment	\$301,000		
<i>* Banks in 48 states, D.C. and Puerto Rico</i>		Total Warrant Income	\$7.02 billion ***
		<i>Number of Institutions</i>	<i>56</i>
		<i>CPP Repurchase Amount</i>	<i>\$2.94 billion</i>
		<i>CPP &amp; TIP Auction Amount</i>	<i>\$4.07 billion</i>
CPP Repayments			
Total Repayments	\$137.27 billion		
Citigroup Repayment	\$4.88 billion **		
		Citigroup Income**	\$1.31 billion**
Number of Institutions Fully Repaid:	71		
Number of Institutions Partially Repaid:	9		
<i>**Represents repayment and income, respectively, from \$6.18 billion of proceeds</i>		<b>CPP Total Income</b>	<b>\$17.71 billion</b>
		<i>*** Includes TIP warrants and proceeds from exercised warrants</i>	

**Repayments**

Seventy-one (71) of the banks that received investments under CPP have repaid Treasury in full. Treasury continues to work with federal banking regulators who must evaluate requests from CPP participants interested in repaying Treasury's investment.

**Citigroup Common Stock Disposition**

Pursuant to the June 2009 Exchange Agreement between Treasury and Citigroup, which was part of a series of exchange offers conducted by Citigroup to strengthen its capital base, Treasury exchanged the \$25 billion in preferred stock it received in connection with Citigroup's participation in the Capital Purchase Program for common stock at a price of \$3.25 per common share for approximately 7.7 billion shares. In April, Treasury entered into a pre-arranged written trading plan with Morgan Stanley & Co. Incorporated (Morgan Stanley) as its sales agent and gave discretionary authority to sell up to 1.5 billion shares of common stock under certain parameters during the period ending on June 30, 2010. On May 26, 2010,

Treasury completed the sale of 1.5 billion shares of Citigroup common stock, approximately 19.5% of its common stock holdings, for proceeds of \$6.18 billion at a weighted average price of \$4.1217. Treasury then entered into a second pre-arranged written trading plan with its sales agent that provides discretionary authority for the sale up to 1.5 billion additional shares under certain parameters. Because Treasury will not sell shares during the blackout period set by Citigroup in advance of its second quarter earnings release, which period is expected to begin on July 1, the plan will terminate on June 30 even if all shares have not been sold at that time. To enable these sales, Citigroup filed a prospectus supplement with the Securities and Exchange Commission covering Treasury's common stock. These sales of common stock do not include Treasury's holdings of Citigroup trust preferred securities or warrants for common stock.

***Warrant Auctions***

In April, Treasury announced its intention to conduct public auctions to dispose of warrant positions in Wells Fargo & Co., PNC Financial Services Group, Inc. (PNC), Comerica Inc., Valley National Bancorp, Sterling Bancshares, Inc. (WA) and First Financial Bancorp. In April, Treasury conducted the auction for the warrants issued by PNC, and in May, Treasury conducted auctions for the warrants issued by:

- Wells Fargo & Co. with gross proceeds of \$849.01 million.
- Comerica Inc. with gross proceeds of \$183.67 million.
- Valley National Bancorp with gross proceeds of \$5.57 million.

***CPP Dividends and Interest***

Cumulative dividends and interest received from CPP investments through month-end together was approximately \$9.37 billion.

- The TARP Dividends & Interest Report through May 2010, a quarterly payment month for CPP banks,<sup>6</sup> shows that Treasury received approximately \$358.89 million in dividend and interest payments from 532 banks.
- Ninety-seven (97) institutions missed payments for that period, excluding the four institutions that have entered bankruptcy or receivership, consisting of 72 cumulative dividend payments (approximately \$43.02 million), nineteen non-cumulative dividend payments (approximately \$1.81 million), and six S-corporation interest payments (approximately \$1.32 million). As of May 31, 2010, sixteen banks have missed four payments, eight banks have missed five and one bank has missed six.<sup>7</sup>

---

<sup>6</sup> Treasury's Dividends and Interest Reports for TARP programs are available at <http://www.FinancialStability.gov/latest/reportsanddocs.html>.

<sup>7</sup> Figures exclude institutions that have entered bankruptcy or had a bank subsidiary placed in receivership.

***Exchange for Other Securities; Disposition; Receivership***

The overriding objective of EESA was to “restore liquidity and stability to the financial system of the United States” in a manner which “maximizes overall returns to the taxpayers.” Consistent with the statutory requirement, Treasury’s four portfolio management guiding principles for the TARP are: (i) protect taxpayer investments and maximize overall investment returns within competing constraints; (ii) promote stability for and prevent disruption of financial markets and the economy; (iii) bolster market confidence to increase private capital investment; and (iv) dispose of investments as soon as practicable, in a timely and orderly manner that minimizes financial market and economic impact. In limited cases, in order to protect the taxpayers’ interest in the value of the CPP investment and promote financial stability, Treasury may participate in exchanges of CPP preferred stock for other securities or may participate in a direct disposition of the CPP investment to new investors who are able to provide fresh equity investment, conduct a capital restructuring or otherwise strengthen the capital position of the bank.

- The South Financial Group, Inc, SC. On May 18, 2010, Treasury entered into an agreement with The Toronto-Dominion Bank (TD Bank) for the sale of all preferred stock and warrants issued by The South Financial Group, Inc. (TSFG) to Treasury at a purchase price of \$130.18 million for the preferred stock and \$400,000 for the warrants. Completion of the sale is subject to the fulfillment of certain closing conditions. Treasury’s original \$347 million investment in TSFG was made in 2008.
- Midwest Bank Holding (Midwest), IL. The banking subsidiary of Midwest, in which Treasury had exchanged its CPP preferred stock (\$84.8 million in initial investment plus \$4.3 million in unpaid and accrued dividends) into \$89.1 million of mandatorily convertible preferred stock (MCP), was placed in receivership by its banking regulator. Treasury had participated in the exchange as part of Midwest’s overall capital plan under which Midwest had sought to exchange its existing preferred stock and debt for common stock as well as raise new equity. Treasury’s conversion to MCP did not affect its position in the capital structure. The failure of the bank to adequately recapitalize means that following receivership, it is unlikely that Treasury will receive any significant recovery.

**Home Affordable Modification Program**

On May 17, 2010, Treasury and the Department of Housing and Urban Development (HUD) released April data for the Home Affordable Modification Program showing, among others, that:

- Permanent modifications have been made to almost 300,000 homeowners, and over 68,000 trial modifications converted to permanent modifications in April, an increase of almost 13% from March.
- More than 1.2 million homeowners have started trial modifications and almost 1.5 million offers for trial modifications have been extended to borrowers.
- Borrowers in permanent modifications are experiencing a median payment reduction of 36%, more than \$500 per month. Homeowners in trial and permanent modifications have had a reduction of over \$3.1 billion in monthly mortgage payments in aggregate.

- In order to comply with Treasury guidelines that take effect on June 1st, in March 2010, servicers began collecting upfront documentation from borrowers prior to initiating new trial modifications.
- New in the April HAMP report is information about servicer-specific conversion rates to permanent modifications and servicer performance in giving homeowners timely decisions. (See “Servicer Performance” below.)
  - The servicer-specific data shows a wide variation in conversion rates as measured against trials eligible to convert. Servicers who started trials with verified documents generally posted higher conversion rates than servicers who allowed borrowers to enter trials with stated income. Using stated income upon trial starts, the four largest participating servicers have conversion rates below 30%.

### ***Servicer Performance***

On May 11, 2010, as part of a continued effort to improve servicer performance, the Administration hosted a summit with representatives from participating mortgage servicing companies to discuss ways to move qualified homeowners into permanent modifications, improve homeowners’ HAMP experience, quickly implement the Second Lien Modification Program (2MP) and Home Affordable Foreclosure Alternatives (HAFA), and maintain the pace of new trial modification starts.

The Administration also outlined for servicers its plans to begin reporting more detailed performance measures. By July 2010, this reporting will include the eight largest servicers and will focus on servicer compliance, program execution, and homeowner experience. Reporting will include the following:

- Servicer Compliance with Program Guidelines
  - Results of servicer-level loan-file reviews assessing whether loan files were appropriately evaluated
  - Identification of all compliance activities performed for servicers and of areas for future compliance focus
- Program Execution
  - Average time from start of trial modification to start of permanent modification
  - Servicer implementation timelines for program updates
  - Information about alternatives made available to homeowners ineligible for HAMP
  - Information about alternatives made available to homeowners who fall out of HAMP trial modifications, such as non-HAMP modifications, payment plans, and short sales

- Homeowner Experience
  - Servicer handling of calls from homeowners (speed to answer, hang-up rates)
  - Time it takes to resolve homeowner problems that have been reported by third parties such as housing counselors, attorneys, and congressional and other government offices
  - Servicer share of homeowner complaints to the Homeowner's HOPE™ Hotline

### ***Temporary Assistance for Unemployed Homeowners While They Search for Re-Employment***

On May 11, 2010, Treasury released *Supplemental Directive (SD) 10-04 - Home Affordable Unemployment Program (UP)*<sup>8</sup>, a supplemental program to HAMP that provides assistance to unemployed borrowers, as implementation of a HAMP program enhancement announced in March.

- The Unemployment Program requires servicers to grant qualified unemployed borrowers a forbearance period to have their mortgage payments temporarily reduced for a minimum of three months while they look for a new job. If a homeowner does not find a job before the temporary assistance period is over or if they find a job with a reduced income, they will be evaluated for a permanent HAMP modification or may be eligible for HAMP's alternatives to the foreclosure program.
- Servicers are prohibited from initiating foreclosure action or conducting a foreclosure sale while the borrower is being evaluated for UP, after a foreclosure plan notice is mailed, during the UP forbearance or extension, and while the borrower is being evaluated for or participating in HAMP or HAFA following the UP forbearance period. Servicers will not be reimbursed by the TARP for any costs associated with the UP, and there will be no cost to government or taxpayers from the forbearance plans.

### ***Updates to Servicer Certification Requirements***

In May, Treasury's compliance agent, Fannie Mae, informed servicers, all of whom are required per their Servicer Participation Agreement (SPA) to submit annual certifications stating their continued compliance with the HAMP program terms, that Treasury is in the process of updating the certification requirements, and clarified the reporting period and deadlines for such certifications. The submission date for certifications due under SPA signed on or before October 31, 2009 will be September 30, 2010 in respect of the period ending on June 30, 2010, with similar staggered periods for servicers who entered HAMP on later dates. Additional guidance on the revised requirements and content of the certification is expected to be made available soon.

---

<sup>8</sup> A listing of all Supplemental Directives, and links to PDF versions of each Supplemental Directive, can be found at <https://www.hmpadmin.com/portal/programs/directives.html>.

**Automotive Industry Financing Program*****Chrysler Repayments***

On May 17, 2010, Treasury received a \$1.9 billion payment from Chrysler Holding (CGI Holding LLC) as settlement of a loan made in early 2009 to finance Chrysler LLC, the “Old Chrysler” automobile company. This repayment, while less than face value, is significantly more than Treasury had previously estimated to recover and is greater than an independent valuation of the loan provided by Keefe, Bruyette and Woods, Treasury’s adviser for the transaction.

- The loan was originally made in January 2009 to Chrysler Holding, the parent company of Old Chrysler and Chrysler Financial, in the amount of \$4 billion. The loan went into default when Old Chrysler filed for bankruptcy in April 2009. The loan was reduced by \$500 million in June 2009, when Chrysler Group LLC (New Chrysler) acquired assets of Old Chrysler pursuant to a bankruptcy court proceeding, and New Chrysler assumed that amount of the debt.
- The loan also provided for potential recoveries from Chrysler Financial consisting of the greater of \$1.375 billion or 40% of any distributions that Chrysler Financial made to Chrysler Holding. Because of the uncertainty regarding the amount and timing of any income distributions by Chrysler Financial that would be applied to the loan, Treasury had not expected a material recovery on the loan.
- Treasury’s investments in New Chrysler were not affected by the repayment. Those investments consist of 9.9 percent of the equity and \$7.1 billion of loans (including undrawn commitments and the \$500 million assumed from Chrysler Holding).

Also in May, Treasury received a payment of \$30.54 million as result of the sale of specific collateral associated with the liquidation of Old Chrysler. On April 30, 2010, following the bankruptcy court’s approval of the Old Chrysler Plan of Liquidation, the \$1.9 billion debtor-in-possession loan was extinguished and the assets remaining with Old Chrysler, including collateral security attached to the loan, were transferred to a liquidation trust. Treasury retained the right to recover the proceeds from the liquidation of the specified collateral, but does not expect a significant recovery from the liquidation proceeds.

***Ally Financial Inc./GMAC***

- On May 26, 2010, Treasury announced the appointment of Marjorie Magner to the Ally Financial Inc. (formerly GMAC Financial Services Inc.) board of directors, as the first of two additional directors that Treasury has the right to appoint following the increase in equity ownership by Treasury from the December 30, 2009 transactions.
- Treasury received a \$310.38 million quarterly dividend payment from Ally Financial Inc. (Ally) in respect of Treasury’s Preferred Stock and Trust Preferred Securities investments.

**Consumer and Business Lending Initiatives*****Community Development Capital Initiative***

Treasury has released the final program terms, and as of June 4, 2010 the definitive forms of agreements<sup>9</sup>, for the Community Development Capital Initiative (CDCI), to invest lower-cost capital in Community Development Financial Institutions (CDFIs) that operate in markets underserved by traditional financial institutions. CDFIs are banks, thrifts, bank holding companies, savings and loan holding companies, and credit unions that target more than 60 percent of their small business lending and other economic development activities to low- and moderate-income communities. The application deadline to participate in the CDCI was April 30, 2010. Initial investments are expected to be made in the following months.

***Small Business and Community Lending Initiatives - SBA 7a Securities Purchase Program***

In March 2009, Treasury and the Small Business Administration announced several initiatives directed at enhancing credit for small businesses, including a Treasury program to purchase SBA-guaranteed securities (“pooled certificates”). Treasury subsequently developed a pilot program to purchase SBA-guaranteed securities from one pool assembler, and as of May 31, 2010, has agreed to purchase or have already purchased securities in an aggregate purchase face amount of approximately \$112 million.

***Term Asset-Backed Securities Loan Facility (TALF)***

A joint Treasury-Federal Reserve program, the Term Asset-Backed Securities Loan Facility supported by TARP has since March 2009 played a key role in enabling the securitization markets important for consumer and small business loans to improve. The TALF operated as a lending facility of the Federal Reserve Bank of New York (FBRNY) to provide term non-recourse loans collateralized by AAA-rated asset-backed securities (ABS). Treasury provided credit support for TALF. In March 2010, the TALF ceased making loans against collateral other than newly issued commercial mortgage-backed securities (CMBS). The final subscription for new issue CMBS is expected in June 2010.

**Bank Lending and Intermediation Surveys**

Each month, Treasury has asked banks participating in the CPP to provide information about their lending and intermediation activities and publishes the results in reports available at <http://www.FinancialStability.gov/impact/surveys.htm>. The reports are intended to help the public easily assess the lending activities of CPP banks. The *CPP Monthly Lending Report* provides data on consumer lending, commercial lending, and total lending for all CPP participants.

---

<sup>9</sup> More information is available at <http://www.FinancialStability.gov/roadtostability/comdev.html>

The chart below summarizes total loan activity among all CPP participants.<sup>10</sup>

All CPP Recipients				
Date	Number of Respondents	Total Average Consumer Loans	Total Average Commercial Loans	Total Average Loans
2/28/2009	519	\$2,898,031	\$2,380,691	\$5,278,662
3/31/2009	553	\$2,885,662	\$2,359,016	\$5,244,690
4/30/2009	541	\$2,852,650	\$2,329,536	\$5,182,182
5/31/2009	612	\$2,843,527	\$2,346,620	\$5,190,165
6/30/2009	604	\$2,812,225	\$2,429,930	\$5,242,156
7/31/2009	604	\$2,803,284	\$2,344,395	\$5,147,679
8/31/2009	649	\$2,789,108	\$2,328,433	\$5,117,542
9/30/2009	652	\$2,795,012	\$2,267,421	\$5,062,434
10/31/2009	656	\$2,769,231	\$2,252,352	\$5,021,584
11/30/2009	658	\$2,760,947	\$2,238,187	\$4,999,135
12/31/2009	641	\$939,945	\$1,019,876	\$1,959,821
1/31/2010	644	\$938,918	\$1,017,911	\$1,956,829
2/28/2010	641	\$922,403	\$1,012,568	\$1,934,971
2/28/2010 (Adjusted)	636	\$840,467	\$919,570	\$1,760,037
3/31/2010	637	\$839,961	\$950,801	\$1,790,762
3/31/2010 (Adjusted)	636	\$830,391	\$916,534	\$1,746,925
<i>Change (Feb Adjusted to Mar Adjusted)</i>		<i>-1.20%</i>	<i>-0.33%</i>	<i>-0.74%</i>

The *Monthly Lending and Intermediation Snapshot*, which was first published in January 2009 with data from inception of the CPP for the twenty largest recipients of CPP investments, provided quantitative information on three major categories of lending – consumer, commercial, and other activities – based on banks’ internal reporting, and commentary to explain changes in lending levels for each category. The Snapshot also contained a qualitative section that provided market color on lending demand and credit standards generally to help Treasury and the public meaningfully and accurately interpret the quantitative data. Beginning with the December 2009 Snapshot (released in February 2010), banks that had repaid CPP funds in June 2009 no longer submitted data to Treasury. Consequently, Treasury will no longer publish a summary analysis, as the reporting group will continue to contract with additional CPP repayments, and the aggregate month to month changes are no longer meaningful. Treasury will continue to publish the reports and underlying data from the banks that continue to submit Snapshot data, which is available at <http://www.FinancialStability.gov/impact/MonthlyLendingandIntermediationSnapshot.htm>.

<sup>10</sup> Beginning with the December 2009 report (released in February 2010), the ten largest institutions that repaid CPP funds in June 2009 no longer submitted data. Past periods are not adjusted. The decrease in balances is reflective of the decrease in the reporting group.



Treasury has also initiated an annual *Use of Capital Survey* to obtain insight into the lending, financial intermediation, and capital building activities of all recipients of government investment through CPP funds. The survey is designed to capture representative information of CPP fund usage without imposing excessive burdens on institutions, and will cover how each financial institution has employed the capital infusion of CPP funds from the date it initially received the funds until the end of 2009. Treasury will also publish summary balance sheet and income statement information from each institution's regulatory filings. Collection of the Use of Capital survey data began during March, with responses due in the second calendar quarter of 2010.

### **Congressional Testimony**

During May, Treasury officials appeared at the following Congressional hearings:

#### **U.S. Senate**

##### **Committee on Finance**

"Financial Crisis Responsibility Fee"

Secretary of the Treasury, Timothy F. Geithner

[http://www.FinancialStability.gov/latest/tg\\_05042010.html](http://www.FinancialStability.gov/latest/tg_05042010.html)

##### **Financial Crisis Inquiry Commission**

"Causes of the Financial Crisis and the Case for Reform"

Secretary of the Treasury, Timothy F. Geithner

[http://www.FinancialStability.gov/latest/pr\\_05062010.html](http://www.FinancialStability.gov/latest/pr_05062010.html)

##### **Congressional Oversight Panel**


"TARP and Other Assistance to AIG"

Chief Restructuring Officer, Jim Millstein

<http://cop.senate.gov/documents/testimony-052610-millstein.pdf>

**Certification**

As Assistant Secretary for Financial Stability at the United States Department of the Treasury, I am the official with delegated authority to approve purchases of troubled assets under the Troubled Assets Relief Program. I certify to the Congress that each decision by my office to approve purchases of troubled assets during this reporting period was based on the office's evaluation of the facts and circumstances of each proposed investment, including recommendations from regulators, in order to promote financial stability and the other purposes of the Emergency Economic Stabilization Act of 2008.



Herbert M. Allison, Jr.  
Assistant Secretary  
Office of Financial Stability

Appendix 1

Description of TARP Programs & How Treasury Exercises Its Voting Rights

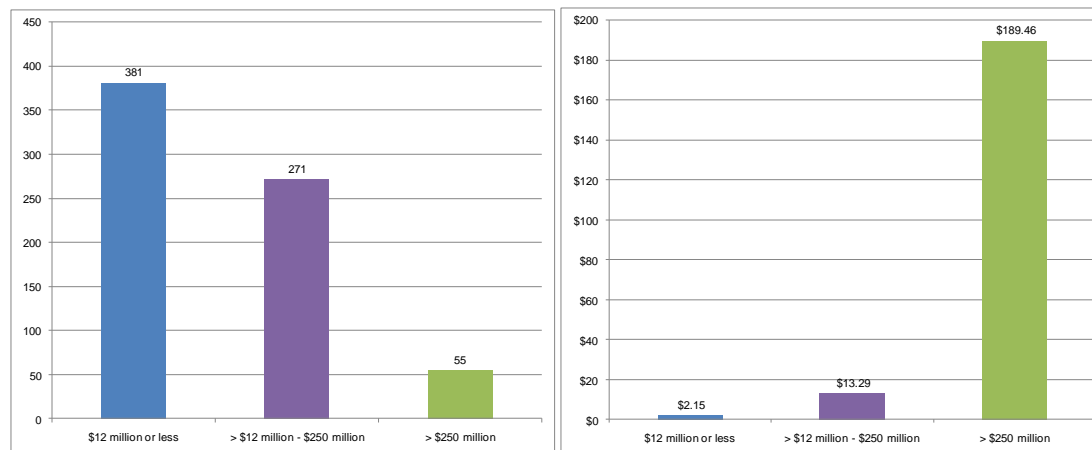
<u>Section</u>	<u>Page</u>
CPP.....	1
SCAP and CAP.....	2
AGP.....	3
TIP and AIG.....	4
AIFP.....	5
CBLI.....	8
PPIP.....	10
HAMP.....	12
HFA .....	14
Executive Compensation.....	17
How Treasury Exercises Its Voting Rights.....	20

**What is the Capital Purchase Program (CPP)?**

- Treasury created the Capital Purchase Program in October 2008 to stabilize the financial system by providing capital to viable banks of all sizes throughout the nation. Under this program, Treasury invested in banks and other financial institutions to increase their capital. With a strengthened capital base, banks have an increased capacity to invest in assets, lend to businesses and consumers and to support the U.S. economy. The CPP investment amount was determined by the size of the bank: no less than one percent and no greater than three percent (five percent for small banks) of the recipient’s risk-weighted assets.
- Although many banks were fundamentally sound, because of the capital restraints caused by the troubled market conditions, they were hesitant to lend. The level of confidence between banks and other financial institutions was also low, so they were unwilling to lend to each other. Restoring capital and confidence is essential to allowing the financial system to work effectively and efficiently.
- The CPP remained open through 2009 for investments in small banks, with terms aimed at encouraging participation by small community banks that are qualified financial institutions (QFIs) under CPP terms. The last application deadline was in November 2009 and final investments occurred in December 2009.
- This program is now closed. Treasury expects the CPP will result in a positive return for taxpayers.

**How does the CPP work?**

- Treasury purchased senior preferred shares and other interests from qualifying U.S.-controlled banks, savings associations, and other financial institutions. Treasury also receives warrants to purchase common shares or other securities from the banks.
- The charts below show the number of banks by investment amount (left) and total CPP funds disbursed by investment amount (right).



- Banks participating in the CPP pay Treasury dividends on the preferred shares at a rate of five percent per year for the first five years following Treasury's investment and at a rate of nine percent per year thereafter. S-corporation banks pay an interest rate of 7.7 percent per year for the first five years and 13.8 percent thereafter. Preferred shares (or stock) are a form of ownership in a company.
- Banks may repay Treasury under the conditions established in the purchase agreements as amended by the American Recovery and Reinvestment Act. Treasury also has the right to sell the securities. The repayment price is equal to what Treasury paid for the shares, plus any unpaid dividends or interest.
- When a publicly-traded bank repays Treasury for the preferred stock investment, the bank has the right to repurchase its warrants. The warrants do not trade on any market and do not have observable market prices. If the bank wishes to repurchase warrants, an independent valuation process is used to establish fair market value. If an institution chooses not to repurchase the warrants, Treasury is entitled to sell the warrants. In November and December 2009, Treasury began public offerings registered with the Securities and Exchange Commission for the sale of warrants using a modified Dutch auction methodology. More information is available in the Warrant Disposition Report at <http://www.financialstability.gov/docs/TARP%20Warrant%20Disposition%20Report%20v4.pdf>

#### **What was the Supervisory Capital Assessment Program (SCAP) and Capital Assistance Program (CAP)?**

- The Supervisory Capital Assessment Program and Capital Assistance Program were important components of the Financial Stability Plan to help ensure that banks have a sufficient capital cushion in a more adverse economic scenario. SCAP was a comprehensive capital assessment exercise, or "stress test", for the largest 19 U.S. bank holding companies and a complement to the CAP.
- In November 2009, Treasury announced the closure of the Capital Assistance Program. Of the 19 banks that participated in the SCAP, 18 demonstrated no need for additional capital or fulfilled their need in the private market.
- GMAC was the only financial institution not able to raise sufficient capital in the private market, and in December 2009, GMAC and Treasury completed the investment contemplated in May, an additional \$3.8 billion, which was funded under the Automotive Industry Financing Program.
- Following announcement of the stress test results, the largest banking institutions raised over \$140 billion in high-quality capital and over \$60 billion in non-guaranteed unsecured debt in the private markets. Banks used private capital to repay TARP investments, allowing TARP to fulfill its function as a bridge to private capital.

#### **How did the SCAP and the CAP work?**

- Federal banking supervisors conducted forward-looking assessments to estimate the amount of capital banks would need to absorb losses in a more adverse economic scenario and to provide the transparency necessary for individuals and markets to judge the strength of the banking system. Results of the stress tests were released on May 7, 2009.

- Some banks were required to take steps to improve the quality and/or the quantity of their capital to give them a larger cushion to support future lending even if the economy performs worse than expected. Banks had a range of options to raise capital in the private markets, including common equity offerings, asset sales and the conversion of other forms of capital into common equity. Banks that did not satisfy their requirement by using these options could request additional capital from the government through the CAP. Financial institutions had to submit a detailed capital plan to supervisors, who consulted with Treasury on the development and evaluation of the plan. Any bank needing to augment its capital buffer at the conclusion of the SCAP was required to develop a detailed capital plan in June 2009, and had until November 2009 to implement that capital plan.
- In cases in which the SCAP indicated that an additional capital buffer was warranted, institutions had an opportunity to turn first to private sources of capital, but were also eligible to receive government capital via investment available immediately through the CAP. Eligible U.S. banks that did not participate in the SCAP could have applied to their primary federal regulator to receive capital under the CAP.

**What was the Asset Guarantee Program (AGP)?**

- Under the AGP, Treasury acted to support the value of certain assets held by qualifying financial institutions, by agreeing to absorb unexpectedly large losses on certain assets. The program was designed for financial institutions whose failure could harm the financial system and was used in conjunction with other forms of exceptional assistance.
- The program is closed, and resulted in a positive return to the taxpayers.

**Who received assistance under the AGP?****Citigroup**

- TARP funds were committed as a reserve to cover up to \$5 billion of possible losses on a \$301 billion pool of Citigroup's covered assets. As a premium for the guarantee, Treasury received \$4.034 billion of preferred stock, subsequently exchanged for trust preferred securities, with identical terms as the securities received under the TIP, and Treasury also received warrants to purchase approximately 66 million shares of common stock at a strike price of \$10.61 per share. For the period that the Citigroup asset guarantee was outstanding, Citigroup made no claims for loss payments to any federal party and consequently Treasury made no guarantee payments of TARP funds to Citigroup.

**Bank of America**

- In January 2009, Treasury, the Federal Reserve and the FDIC agreed to share potential losses on a \$118 billion pool of financial instruments owned by Bank of America, consisting of securities backed by residential and commercial real estate loans and corporate debt and derivative transactions that reference such securities, loans and associated hedges.

- In December 2009, Treasury, the Federal Deposit Insurance Corporation (FDIC), the Federal Reserve Bank of New York (FRBNY) and Citigroup, agreed to terminate Citigroup's AGP agreement, pursuant to which: (1) Treasury's guarantee commitment was terminated, (2) Treasury agreed to cancel \$1.8 billion of the trust preferred securities issued by Citigroup from \$4.034 billion to \$2.234 billion for early termination of the guarantee, (3) the FDIC and Treasury agreed that, subject to certain conditions, the FDIC would transfer up to \$800 million of trust preferred securities to Treasury at the close of Citigroup's participation in the FDIC's Temporary Liquidity Guarantee Program, and (4) Citigroup agreed to comply with the determinations of the Special Master for TARP Executive Compensation as if its obligations related to exceptional financial assistance had remained outstanding through December 31, 2009 and (in addition to compliance with the executive compensation provisions of EESA's Section 111, as amended) to permit, for 2010, the Federal Reserve Board of Governors, in consultation with the Office of the Comptroller of the Currency and the FDIC, to review the actual incentive compensation arrangements for Citigroup's top 30 earners to be sure they comport with the Board of Governors' incentive compensation principles as set forth in the Board of Governors' guidance.
- In September 2009, Treasury, the Federal Reserve and Bank of America agreed to terminate the asset guarantee arrangement announced in January 2009. In connection with that termination and in recognition of the benefits provided by entering into the term sheet for such arrangement, Bank of America paid the U.S. government \$425 million, including \$276 million to Treasury.

#### **What are the Targeted Investment Program (TIP) and the AIG Investment?**

- Pursuant to EESA, Treasury has provided exceptional assistance on a case-by-case basis in order to stabilize institutions that were considered systemically significant to prevent broader disruption of financial markets.
- Treasury provided this assistance by purchasing preferred stock, and also received warrants to purchase common stock, in the institutions.

#### **How did the TIP work?**

- Under the TIP, Treasury purchased \$20 billion in preferred stock from Citigroup Inc. and \$20 billion in preferred stock from Bank of America Corporation. Both preferred stock investments paid a dividend of eight percent per annum. The TIP investments were in addition to CPP investments in these banks.
- As part of an exchange offer designed to strengthen Citigroup's capital, Treasury exchanged all of its CPP preferred stock in Citigroup for a combination of common stock and trust preferred securities, and the TIP preferred shares were exchanged for trust preferred securities.
- In December 2009, Bank of America and Citigroup repaid their TIP investments in full. Treasury continues to hold warrants acquired from Citigroup under the TIP. The Bank of America TIP warrants were sold in a public auction.
- The program is closed, and Treasury expects it will result in a positive return for taxpayers.

**How does the AIG Investment work?**

The Federal Reserve loans to AIG were carried out through the Federal Reserve Bank of New York (“FRBNY”) under section 13(3) authority of the Federal Reserve Act to lend on a secured basis under “unusual and exigent” circumstances to companies that are not depository institutions:

- In September 2008, the FRBNY provided an \$85 billion credit facility to AIG, subsequently reduced to \$60 billion, and received shares which currently have approximately 79.8% of the voting rights of the common stock in AIG. The FRBNY created a trust to hold the shares that exists for the benefit of the U.S. Treasury – but, the Department of the Treasury does not control the trust and cannot direct its trustees.
- In December 2009, the Federal Reserve received preferred equity interests in two special purpose vehicles (“SPVs”) formed to hold the outstanding stock of AIG’s largest foreign insurance subsidiaries, American International Assurance Company (“AIA”) and American Life Insurance Company (“ALICO”), in exchange for a \$25 billion reduction in the balance outstanding and maximum credit available under AIG’s revolving credit facility with the FRBNY. The transactions positioned AIA and ALICO for initial public offerings or sale.

Treasury’s investment in AIG was made under EESA authority:

- In November 2008, Treasury purchased \$40 billion in Series D preferred stock from AIG, subsequently exchanged in April 2009, for face value plus accrued dividends, into \$41.6 billion of Series E preferred stock.
- In April 2009, Treasury also created an equity capital facility, under which AIG may draw up to \$29.8 billion as needed in exchange for issuing additional shares of Series F preferred stock to Treasury. The Series E and Series F preferred stock pay a non-cumulative dividend of ten percent per year.
- As of May 31, 2010, AIG has drawn \$7.54 billion from the equity capital facility.
- On April 1, 2010, Treasury exercised its right to appoint two directors to the AIG board of directors.<sup>1</sup> Treasury had the right to appoint directors because AIG failed to pay dividends for four quarters on the preferred stock held by Treasury.

**What is the Automotive Industry Financing Program (AIFP)?**

- The Automotive Industry Financing Program (AIFP) was developed in December 2008 to prevent a significant disruption of the U.S. automotive industry, because the potential for such a disruption posed a systemic risk to financial market stability and would have had a negative effect on the economy. Short-term funding was initially provided to General Motors (GM) and Chrysler on the condition that they develop plans to achieve long-term viability. In cooperation with the Administration, GM and Chrysler developed satisfactory viability plans and successfully conducted bankruptcy proceedings sales of their assets to new entities. Chrysler’s sale process was completed in 42 days and GM’s was completed in 40 days. Treasury provided additional assistance during the respective periods.

---

<sup>1</sup> More information is available at [http://www.FinancialStability.gov/latest/tg\\_04012010.html](http://www.FinancialStability.gov/latest/tg_04012010.html)



- Treasury has provided approximately \$80 billion in loans and equity investments to GM, GMAC (now known as Ally Financial Inc.), Chrysler, and Chrysler Financial. The terms of Treasury's assistance impose a number of restrictions including rigorous executive compensation standards, limits on the institution's luxury expenditures and other corporate governance requirements (e.g., the requirement that their compensation committees be composed solely of independent directors).
- In the related Auto Supplier Support Program (ASSP), Treasury provided loans to ensure that auto suppliers receive compensation for their services and products, regardless of the condition of the auto companies that purchase their products.
- As scheduled, the ASSP closed in April 2010 after full repayment of all loans provided under the program.

**Chrysler**

- In January 2009, Treasury loaned \$4 billion to Chrysler to give it time to implement a viable restructuring plan. On March 30th, the Administration determined that the business plan submitted by Chrysler failed to demonstrate viability and announced that in order for Chrysler to receive additional taxpayer funds, it needed to find a partner. Chrysler made the determination that forming an alliance with Fiat was the best course of action for its stakeholders.
- Treasury continued to support Chrysler as it formed an alliance with Fiat. In May and June 2009, Treasury (i) provided an additional \$1.9 billion to Chrysler LLC (Old Chrysler) under a debtor-in-possession financing agreement for assistance during its bankruptcy proceeding, (ii) provided a \$6.6 billion loan commitment to Chrysler Group LLC (New Chrysler) and (iii) received a 9.9% equity ownership in New Chrysler.
- With respect to Old Chrysler, on April 30, 2010, following the bankruptcy court's approval of a Plan of Liquidation, the \$1.9 billion debtor-in-possession loan was extinguished and the assets remaining with Old Chrysler, including collateral security attached to the loan, were transferred to a liquidation trust. Treasury retained the right to recover the proceeds from the liquidation of the specified collateral, but does not expect a significant recovery from the liquidation proceeds.
- With respect to the original \$4 billion loan made to CGI Holding LLC, the owner of Chrysler Financial and Old Chrysler, (i) the loan went into default when Old Chrysler filed for bankruptcy in April 2009, (ii) \$500 million of debt was assumed by New Chrysler in July 2009, and (ii) Treasury accepted a settlement payment of \$1.9 billion as satisfaction in full of all existing debt obligations of CGI Holding in May 2010. The final repayment, while less than face value, was significantly more than Treasury had previously estimated to recover following the bankruptcy and greater than independent valuation of the loan provided by Keefe, Bruyette and Woods, Treasury's adviser for the transaction.
- With respect to New Chrysler, Treasury's remaining investments consist of 9.9% of common equity and a \$7.1 billion loan (including undrawn commitments and the \$500 million assumed from Chrysler Holding).
- New Chrysler currently has the following ownership: Chrysler Voluntary Employee Benefit Association (VEBA) (67.7%), Fiat (20%), Treasury (9.9%) and the Government of Canada (2.5%).

**Chrysler Financial**

- On January 16, 2009, Treasury announced that it would lend up to \$1.5 billion to a special purpose vehicle (SPV) created by Chrysler Financial to enable the company to finance the purchase of Chrysler vehicles by consumers.
- To satisfy the EESA warrant requirement, the Chrysler Financial SPV issued additional notes entitling Treasury to an amount equal to five percent of the maximum loan amount. Twenty percent of those notes vested upon the closing of the transaction, and additional notes were to vest on each anniversary of the transaction closing date. The loan was fully drawn by April 9, 2009.
- On July 14, 2009, Chrysler Financial fully repaid the loan, including the vested additional notes and interest.

**General Motors**

- On December 31, 2008, Treasury agreed to loan \$13.4 billion to General Motors Corporation (GM or Old GM) to fund working capital. Under the loan agreement, GM was also required to implement a viable restructuring plan. The first plan GM submitted failed to establish a credible path to viability, and the deadline was extended to June 1 for GM to develop an amended plan. Treasury loaned an additional \$6 billion to fund GM during this period. To achieve an orderly restructuring, GM filed for bankruptcy on June 1, 2009. Treasury provided \$30.1 billion under a debtor-in-possession financing agreement to assist GM during the bankruptcy.
- The new entity, General Motors Company (New GM), began operating on July 10, 2009, following its purchase of most of the assets of Old GM. When the sale to New GM was completed on July 10, Treasury converted most of its loans to 60.8% of the common equity in the New GM and \$2.1 billion in preferred stock. Treasury continued to hold \$6.7 billion in outstanding loans.
- In December 2009, New GM began quarterly repayments of \$1.0 billion on its \$6.7 billion loan from Treasury. And in January 2010, New GM and Treasury amended the loan agreement to require cash that New GM held in an escrow account to be applied to repay the loan by June 30, 2010. After New GM repaid Treasury \$1 billion on March 31, 2010, the outstanding loan balance fell to approximately \$4.7 billion, all of which was repaid in April 2010 from the escrowed funds.
- New GM currently has the following ownership: Treasury (60.8%), GM Voluntary Employee Benefit Association (VEBA) (17.5%), the Canadian Government (11.7%), and Old GM's unsecured bondholders (10%).

**Ally Financial Inc./GMAC**

- In December 2008, Treasury purchased \$5 billion in senior preferred equity from GMAC LLC, and received an additional \$250 million in preferred shares through warrants that Treasury exercised at closing. At the same time, Treasury also agreed to lend up to \$1 billion of TARP funds to GM (one of GMAC's owners) for the purchase of additional ownership interests in GMAC's rights offering. GM drew \$884 million under that commitment in January 2009, and then in May 2009, Treasury exercised its option to exchange that loan for 35.4% of common membership interests in GMAC.
- In May 2009, regulators required GMAC to raise additional capital by November 2009 in connection with the SCAP. On May 21, 2009, Treasury purchased \$7.5 billion of convertible preferred shares from GMAC and also received warrants that Treasury exercised at closing for an

additional \$375 million in convertible preferred shares, which enabled GMAC to partially meet the SCAP requirements. Additional Treasury investments in GMAC were contemplated to enable GMAC to satisfy the SCAP requirements.

- On December 30, 2009, Treasury:
  - Invested an additional \$3.8 billion in GMAC, consisting of \$2.54 billion of trust preferred securities (TRUPs), which are senior to all other capital securities of GMAC, and \$1.25 billion of Mandatorily Convertible Preferred Stock (MCP), and received warrants, which were immediately exercised, to purchase an additional \$127 million of TRUPs and \$63 million of MCP;
  - Converted \$3 billion of its existing MCP, which was purchased in May 2009, into common stock;
  - Exchanged \$5.25 billion of preferred stock into MCP; and
  - For the conversion price of the MCP to common stock, acquired a “reset” for an adjustment in 2011, if beneficial to Treasury, based on the market price of GMAC’s private capital transactions occurring in 2010.
- As a result of the December 2009 transactions, Treasury's equity ownership of GMAC increased from 35 percent to 56.3 percent and Treasury holds \$11.4 billion of MCP and \$2.7 billion of TRUPs in GMAC. Treasury has the right to appoint two additional directors to the GMAC Board of Directors, so that four of nine directors will be appointed by Treasury. In May 2010, Treasury announced the appointment of Marjorie Magner to the board of directors of Ally Financial Inc. (formerly GMAC Financial Services Inc.)
- Ally Financial Inc. remains subject to the executive compensation and corporate governance requirements of Section 111 of EESA, as amended, and to the oversight of the Special Master for TARP Executive Compensation.

### **Consumer and Business Lending Initiatives**

#### **What is the Community Development Capital Initiative (CDCI)?**

Treasury has released the final program terms and forms of agreements for the new Community Development Capital Initiative, originally announced in October 2009, to invest lower-cost capital in Community Development Financial Institutions (CDFIs) that operate in markets underserved by traditional financial institutions. CDFIs are banks, thrifts, bank holding companies, savings and loan holding companies and credit unions that target more than 60 percent of their small business lending and other economic development activities to low- and moderate-income communities.

Investments under the CDCI are expected to begin following receipt of applications, which were due by April 30, 2010. Key program terms include:

- CDFIs will be eligible to receive capital investments of up to 5 percent of risk-weighted assets (3.5 percent of total assets for credit unions).
- CDCI participants will pay dividends to Treasury at a rate of 2 percent per annum, compared to the 5 percent under the CPP, increasing to 9 percent after eight years.

- Consistent with the use of TARP funds to promote financial stability and protect the taxpayer, CDFIs will need approval from their primary regulator to participate in this program. In cases where a CDFI might not otherwise be approved by its regulator, it will be eligible to participate so long as it can raise enough private capital that – when matched with Treasury capital up to 5 percent of risk-weighted assets (RWA) – it can reach viability.
- CDFIs participating in the Capital Purchase Program are eligible to exchange the CPP investment into the CDCI program.
- CDFIs that participate in the program will not be required to issue warrants so long as they receive \$100 million or less in total TARP funding.

Additional details are available at <http://www.FinancialStability.gov/roadtostability/comdev.html>

### **What is the Small Business and Community Lending Initiative – SBA 7a Securities Purchase Program?**

To ensure that credit flows to entrepreneurs and small business owners, Treasury has taken measures to complement the Administration's actions to help small businesses recover and grow, including a program to purchase SBA guaranteed securities ("pooled certificates"). Treasury has developed a pilot program to purchase SBA guaranteed securities from one pool assembler, which began operations in March 2010.

Additional details are available at <http://www.FinancialStability.gov/roadtostability/smallbusinesscommunityinitiative.html>

### **What is the Term Asset-Backed Securities Loan Facility (TALF)?**

- The Term Asset-Backed Securities Loan Facility is a lending facility operated by the Federal Reserve Bank of New York. The FRBNY provided term non-recourse loans collateralized by AAA-rated asset-backed securities (ABS) backed by new or recently originated auto loans, student loans, credit card loans, equipment loans, floor plan loans, insurance premium finance loans, residential mortgage servicing advances, or commercial mortgage loans, including legacy commercial mortgage loans, as well as collateralized by loans guaranteed by the Small Business Administration. Treasury provided credit support for TALF as part of Treasury's Consumer and Business Lending Initiative.
- Under TALF, investors requested the FRBNY to make loans secured by eligible consumer ABS, small business ABS, or commercial mortgage backed securities (CMBS) on fixed days each month. Assuming that the borrower and the security (ABS or CMBS) it planned to pledge as collateral met FRBNY's requirements, the investor received the requested funding. Most borrowers used the loan, together with their own funds, to purchase the ABS that serves as collateral for the TALF loans.
- If the borrower does not repay the loan, the FRBNY will enforce its rights in the collateral and sell the collateral to a special purpose vehicle (SPV) established specifically for the purpose of purchasing and managing such assets. The SPV is funded, in part, by a \$20 billion subordinated loan commitment from Treasury.
- On August 17, 2009, Treasury and the FRBNY announced the extension of the TALF for newly-issued ABS and legacy CMBS through March 31, 2010. In addition, TALF will make loans against newly issued CMBS through June 30, 2010. There were no further additions to the types of collateral eligible for the TALF.

- The TALF for newly-issued ABS and legacy CMBS expired on March 31, 2010. TALF will make loans against newly issued CMBS through June 30, 2010.

**What is the Legacy Securities Public-Private Investment Program (S-PPIP)?**

- The Legacy Securities Public-Private Investment Program is designed, in part, to support market functioning and facilitate price discovery in the commercial and non-agency residential mortgage-backed securities (MBS) markets, helping banks and other financial institutions re-deploy capital and extend new credit to households and businesses. Both residential and commercial MBS are pools of mortgages bundled together by financial institutions. Rights to receive a portion of the cash generated by the pools are sold as securities in the financial markets, in the same way a stock or bond would be sold in financial markets. The term “legacy assets” generally refers to loans, asset-backed securities, and other types of assets that were originated or issued before the financial markets for these types of assets deteriorated significantly in 2008.
- The Public-Private Investment Program was announced as part of the Financial Stability Plan, which also originally included a program for legacy loans that would be administered by the FDIC.
- In the latter months of 2009, financial market conditions improved, the prices of legacy securities appreciated, and the results of the Supervisory Capital Assessment Program enabled banks to raise substantial amounts of capital as a buffer against weaker than expected economic conditions, all of which enabled Treasury to proceed with the program at a scale smaller than initially envisioned.

**How does the S-PPIP work?**

- Treasury partners with selected fund managers to purchase commercial and non-agency residential and commercial MBS. Treasury provides equity as well as debt financing to investment partnerships formed by the fund managers; the maximum equity obligation to a PPIF is expected to be \$1.11 billion and the maximum debt obligation to a PPIF is expected to be \$2.22 billion (before giving effect to any re-allocation of capital). Treasury will invest one-half of the total equity committed to the partnership; the remainder must be raised by the fund manager from private sector sources. Treasury's loan will earn interest and must be repaid at the end of the life of the fund.
- The nine firms that Treasury had pre-qualified in July 2009 to participate as fund managers have completed initial closings and begun operations of Public-Private Investment Funds (PPIFs). Treasury has committed (but not yet funded all of) of \$1.11 billion of equity capital together with \$2.22 billion of debt financing to each PPIF, while total Treasury equity and debt investment in all PPIFs will equal approximately \$30 billion. Following an initial closing, each PPIF has the opportunity to conduct additional closings over the following six months and to receive matching Treasury equity and debt financing for such additional closings.
- The equity investment, together with warrants received by Treasury, ensures that if these PPIFs perform well, the U.S. Treasury, and thus the taxpayer, will benefit from the upside of the performance alongside private investors.
- Treasury carefully designed the S-PPIP terms to protect the interests of taxpayers. Fund managers may not acquire assets from or sell assets to their affiliates or any other PPIF fund manager or private investor that has committed at least ten percent of the aggregate private capital raised by such fund manager. Fund managers must submit regular monthly reports about assets purchased, assets disposed, asset values,

and profits and losses. Due to the possibility of actual or potential conflicts of interest inherent in any market-based investment program, fund managers also must agree to abide by ethical standards and conflicts of interest and compliance rules and a process for ensuring adherence to these rules developed by Treasury. In developing these requirements, Treasury worked closely with, among others, the staff of the SIGTARP and the Federal Reserve.

**Who are the S-PPIP Fund Managers?**

- Following a comprehensive two-month application, evaluation, and selection process, during which Treasury received over 100 unique applications to participate in the S-PPIP, in July 2009 Treasury pre-qualified the following firms to participate as fund managers in the program: AllianceBernstein, LP and its sub-advisors Greenfield Partners, LLC and Rialto Capital Management, LLC; Angelo, Gordon & Co., L.P. and GE Capital Real Estate; BlackRock, Inc.; Invesco Ltd.; Marathon Asset Management, L.P.; Oaktree Capital Management, L.P.; RLJ Western Asset Management, LP; The TCW Group, Inc., (subsequently terminated, see below); and Wellington Management Company, LLP.
- The fund managers for the PPIFs have established relationships with small, minority-, and women-owned businesses. Partner firms have roles including involvement in managing the investment portfolio and cash management services, raising capital from private investors, providing trading related-services, identifying investment opportunities, and providing investment and market research and other advisory services to the PPIFs.
- In December 2009, a fund managed by The TCW Group, Inc., was liquidated because TCW terminated the employment of individuals who were “Key Persons” responsible for making the investment decisions as set forth under the Limited Partnership Agreement for the TCW PPIF. Only \$513 million of total capital had been funded. Treasury's debt and equity capital investments were repaid in full, and Treasury realized a positive return of approximately \$20.6 million on its equity investment of \$156.3 million. Private investors were offered the option to re-allocate their underfunded capital commitments and proceeds from the TCW PPIF liquidation to any of the eight other PPIFs.
- In March 2010, commitments for \$44.5 million in direct equity investments were reallocated from TCW PPIF investors to specific PPIF fund managers and the remaining \$3.2 billion in commitments to the TCW PPIF were reallocated to the other eight PPIF fund managers.

**S-PPIP Quarterly Reports**

- Treasury has undertaken to publish quarterly reports with a summary of PPIP capital activity, portfolio holdings and current pricing, and fund performance, which are available on the [FinancialStability.gov](http://www.FinancialStability.gov) website.
- The second quarterly report was issued in April 2010, (see <http://www.FinancialStability.gov/docs/External%20Report%20-%2003-10%20Final.pdf>). As of March 31, 2010, the participating PPIP fund managers had raised an aggregate of \$6.3 billion in private capital for the Public-Private Investment Funds (PPIFs). Together with equity and debt financing provided by Treasury, these PPIFs had \$25.1 billion in total funds available to acquire legacy mortgage-backed and other asset-backed securities.

### What is the Home Affordable Modification Program (HAMP)?

- The Home Affordable Modification Program, part of Making Home Affordable (MHA), was first announced by the Obama Administration in February 2009 as part of its Financial Stability Plan.
- Using TARP funds, Treasury provides incentives for mortgage servicers, borrowers and investors to modify loans that are delinquent or at imminent risk of default to an affordable monthly payment equal to no more than 31 percent of a borrower's gross monthly income. Borrowers must be owner occupants, demonstrate the ability to support the reduced payment during a three-month trial, and submit required documentation before the modification becomes permanent.
- Homeowners participating in HAMP work with HUD-certified housing counselors and mortgage servicers. HAMP is designed to give up to 3 to 4 million homeowners an opportunity to reduce their monthly mortgage payments to more affordable levels.
- HAMP includes both GSE and non-GSE mortgages. GSE stands for "government sponsored enterprise," and in this report refers to Fannie Mae and Freddie Mac. Up to \$50 billion of TARP funds will be used to encourage the modification of non-GSE mortgages that financial institutions own and hold in their portfolios (whole loans) and mortgages held in private-label securitization trusts.
- Servicers must enter into the Servicer Participation Agreements with Treasury on or before October 3, 2010. Servicers for loans that are owned or securitized by GSEs are required to participate in the related GSE's HAMP for their portfolio of GSE loans. The incentives for these GSE HAMP modifications are funded by the related GSEs from their own resources.
- Borrowers may be accepted into HAMP if a borrower has made the first trial period payment on or before December 31, 2012. Modification interest rates are locked for five years from the start date of the modification. Incentive payments to investors and borrowers will continue to be paid out over that period for up to five years, and incentive payments to servicers for up to three years. At the end of five years, the reduced interest rate will increase by one percent per year until it reaches the cap, which is the market rate at the time the trial period began. The capped rate is fixed for the life of the loan.

### What are the additional components of HAMP and MHA?

- The **Home Price Decline Protection Program (HPDP)** is a component of HAMP, and the Second Lien Modification Program (2MP) and the Home Affordable Foreclosure Alternatives Program (HAFA) are components of MHA. The HPDP provides additional incentive payments for modifications on properties located in areas where home prices have declined. The purpose of the program is to encourage additional lender participation and HAMP modifications in areas hardest hit by falling home prices and ensure that borrowers in those areas have the opportunity to stay in their homes, thereby minimizing foreclosures, which further depress home values.
- The **Second Lien Modification Program (2MP)** provides incentives for second-lien holders to modify or extinguish a second-lien mortgage when a modification has been initiated on the first lien mortgage for the same property under HAMP.

- The **Home Affordable Foreclosure Alternatives Program (HAFA)** simplifies and streamlines the use of short sale or deed-in-lieu options by incorporating financial incentives to borrowers, servicers, and investors. The program also ensures pre-approved short sale terms prior to listing the property on the market and requires that borrowers be fully released from future liability for the debt.

### **HAMP Enhancements for Unemployed Homeowners and Principal Write-Downs**

- In March 2010, the Obama Administration announced enhancements to the Home Affordable Modification Program that will provide temporary mortgage assistance to some unemployed homeowners, encourage servicers to write-down mortgage debt as part of a HAMP modification, allow more borrowers to qualify for modification through HAMP, and help borrowers move to more affordable housing when modification is not possible.<sup>2</sup> Revised Supplemental Directives to implement these enhancements to HAMP and can be found at <https://www.hmpadmin.com/portal/programs/directives.html>.

### **FHA Program Adjustments to Support Refinancings for Underwater Homeowners**

- In March, the Obama Administration announced the FHA Program Adjustments to Support Refinancings for Underwater Homeowners, which will permit participating lenders to provide additional refinancing options to homeowners who owe more than their home is worth because of large declines in home prices.<sup>3</sup>
- The FHA Refinance option should be available by the fall of 2010. Treasury and FHA expect to issue detailed guidelines on the respective elements for the FHA Refinance Option.
- TARP funds will be made available up to an estimated \$14 billion to provide incentives to support the write-downs of second liens and encourage participation by servicers, and to provide additional coverage for a share of potential losses on these loans.

### **Servicer performance**

- To ensure transparency and servicer accountability, servicer-specific results are publicly reported on a monthly basis. The report format now includes the number of Trial Period Plans that have transitioned to permanent modifications as well as a break-out of the 15 metropolitan areas with the highest program activity. The MHA Monthly Servicer Performance Reports can be found at <http://www.FinancialStability.gov/latest/reportsanddocs.html>.
- Participating servicers and state, local and community stakeholders have worked with Treasury to improve the overall effectiveness and efficiency of HAMP, by introducing: a streamlined documentation process, including standardization of forms, reduced paperwork requirements, servicer-to-borrower response guidelines, and electronic signature acceptance for modification documents; enhanced availability of foreign language translations for HAMP information and document summaries; and other web tools for borrowers.

---

<sup>2</sup> Further information, including the HAMP Improvements Fact Sheet, is available at [http://www.FinancialStability.gov/latest/pr\\_03262010.html](http://www.FinancialStability.gov/latest/pr_03262010.html)

<sup>3</sup> See the FHA Refinance Fact Sheet available at [http://MakingHomeAffordable.gov/docs/FHA\\_Refinance\\_Fact\\_Sheet\\_032510%20FINAL2.pdf](http://MakingHomeAffordable.gov/docs/FHA_Refinance_Fact_Sheet_032510%20FINAL2.pdf).



- In January 2010, MHA released updated guidance for servicer documentation requirements in order to expedite conversions of current trial modifications to permanent status. This guidance also implemented an important program improvement for future trial period plans by requiring servicers to fully validate borrower financial information before offering a trial plan. In addition, servicers are allowed additional time in certain circumstances to retrieve documentation from applicants, notify applicants of any missing documents, and resolve any disputes over applications. Information on this supplemental directive can be found at [http://www.FinancialStability.gov/latest/pr\\_01282010.html](http://www.FinancialStability.gov/latest/pr_01282010.html).

**Compliance and second look**

- The HAMP Compliance Program is designed to ensure that servicers satisfy their obligations under HAMP requirements in order to provide a well-controlled program that assists as many deserving homeowners as possible to retain their homes while taking reasonable steps to prevent fraud, waste and abuse. Freddie Mac acts as Treasury's Compliance Agent for HAMP through MHA-C, which is a separate, independent division that conducts these compliance activities. Treasury works closely with MHA-C to design and refine the Compliance Program and conducts quality assessments of the activities performed by MHA-C.
- MHA-C conducts four major activities through the Compliance Program: (1) on-site reviews of the servicers' internal controls and processes; (2) loan file reviews, which includes a process known as "second look;" (3) net present value (NPV) testing and assessments, which consist of testing servicers' proprietary systems to determine if HAMP NPV requirements were appropriately implemented; and (4) targeted reviews on one or more specific processes or types of reviews listed above based on compliance trends, risk analysis or actual compliance activities results.
- Following these reviews, MHA-C provides Treasury with assessments of each servicer's compliance with HAMP requirements. If appropriate, Treasury will implement remedies for non-compliance. These remedies may include withholding or reducing incentive payments to servicers, requiring repayments of prior incentive payments made to servicers with respect to affected loans, or requiring additional servicer oversight.

Details on the Home Affordable Modification Program are available at <http://www.FinancialStability.gov/roadtostability/homeowner.html> and at <http://www.makinghomeaffordable.gov>.

**Housing Finance Agency Innovation Funds for the Hardest Hit Housing Markets (HFA Hardest-Hit Funds)****What is the First HFA Hardest-Hit Fund?**

In February 2010, the Obama Administration announced funding for innovative measures to help address the housing problems facing those states that have suffered an average home price drop of more than 20 percent from their respective peak of the housing bubble.

- \$1.5 billion of investment authority under EESA will be available to work with state Housing Finance Agencies (HFAs) to tailor housing assistance to local needs.
- California, Florida, Arizona, Michigan, and Nevada, states where house prices have fallen more than 20% from their peak are eligible for this funding. Funds will be allocated among eligible states according to a formula based on home price declines and unemployment.

- HFAs must submit program designs to Treasury so that Treasury can evaluate the program’s compliance with EESA requirements. All funded program designs will be posted online.
  - Some of the possible types of transactions that would be acceptable under EESA are: mortgage modifications; mortgage modifications with principal forbearance; short sales and deeds-in-lieu of foreclosure; incentives to provide principal reduction for borrowers owing more than their home is now worth (negative equity); measures for unemployed homeowners to help them avoid preventable foreclosures; and programs that provide incentives to reduce or modify second liens.
- To receive funding, programs must satisfy the requirements for funding under EESA. These requirements include that the recipient of funds must be an eligible financial institution and that the funds must be used to pay for programs designed to prevent avoidable foreclosures and other permitted uses under EESA.
- On March 5, 2010, Treasury announced the allocations of funds among the states and published guidelines for HFA proposal submissions. Set forth below is a summary of the methodology used to determine calculations:

	Housing Price Decline		Unemployment			Number of delinquent loans in Q4 2009	Weighted number of delinquent loans	Weighted share of delinquent loans in these states	Allocation (\$mm)
	Housing price decline from peak	Ratio relative to largest decline	December 2009 unemployment rate	Ratio relative to highest unemployment rate	Sum of ratios (State's weight)				
Nevada	-49.9%	1.00	13.0%	0.89	1.9	62,622	118,382	6.9%	\$102.8
California	-38.9%	0.78	12.4%	0.85	1.6	494,640	805,978	46.6%	\$699.6
Florida	-37.4%	0.75	11.8%	0.81	1.6	309,022	481,558	27.9%	\$418.0
Arizona	-36.8%	0.74	9.1%	0.62	1.4	105,853	144,073	8.3%	\$125.1
Michigan	-24.1%	0.48	14.6%	1.00	1.5	120,030	178,000	10.3%	\$154.5
<b>Total</b>									<b>\$1,500.0</b>

**What is the Second HFA Hardest-Hit Fund?**

In March 2010, the Obama Administration announced an expansion of the initiative to target additional states with high shares of their populations living in local areas of concentrated economic distress.

- The second HFA Hardest-Hit Fund will include up to \$600 million in funding for innovative measures to help families stay in their homes or otherwise avoid foreclosure in five states that have areas of concentrated economic distress. The \$600 million in funds is equivalent on a per person basis to the \$1.5 billion awarded in the first HFA Hardest-Hit Fund.
- While the first HFA Hardest-Hit Fund targeted five states affected by home price declines greater than 20 percent, the second HFA Hardest-Hit Fund targets states with the highest concentration of their population living in counties with unemployment rates greater than 12 percent, on

average over the months of 2009.<sup>4</sup> The five states that will receive allocations based on this criterion are: North Carolina, Ohio, Oregon, Rhode Island, and South Carolina. Set forth below is a summary of the methodology used to determine calculations:

State	State Totals		Economic Distress	Allocation	
	State Population in 2009	Population Living in High Unemp Counties	% of State Pop Living in High Unemp Counties	% of Total Pop in High Unemp Counties for Top 5 States	Allocation Cap (\$millions)
Rhode Island	1,053,209	627,690	60%	7%	\$43
South Carolina	4,561,242	2,022,492	44%	23%	\$138
Orgeon	3,825,657	1,281,675	34%	15%	\$88
North Carolina	9,380,884	2,332,246	25%	27%	\$159
Ohio	11,542,645	2,514,678	22%	29%	\$172
<b>Total</b>					<b>\$600</b>

- To receive funding, programs must satisfy the requirements for funding under EESA. These requirements include that the recipient of funds must be an eligible financial institution and that the funds must be used to pay for programs designed to prevent avoidable foreclosures and other permitted uses under EESA.
- The objective of the HFA Hardest Hit Funds is to allow HFAs to develop creative, effective approaches to the housing crisis that consider local conditions. Treasury has outlined some of the possible types of transactions that would meet EESA requirements:
  - Assistance to unemployed borrowers to help them avoid foreclosure; modifications of mortgage loans held by HFAs or other financial institutions or incentives for servicers/investors to modify loans; mortgage modifications with principal forbearance by paying down all or a portion of an overleveraged loan and taking back a note from the borrower for that amount in order to facilitate additional modifications; assistance with short sales and deeds-in-lieu of foreclosure to prevent avoidable foreclosures; incentives for financial institutions to write-down a portion of unpaid principal balance for homeowners with severe negative equity; or incentives to reduce or modify second liens.

Other innovative ideas and transaction types (including innovations related to the existing “Making Home Affordable” programs) will be evaluated on a case-by-case basis for compliance with EESA.

- Treasury will ensure accountability and transparency of the HFA Hardest-Hit Fund program: all funded program designs and effectiveness metrics will be posted online and program activity will be subject to oversight under EESA.

<sup>4</sup> States that were allocated funds under the first HFA Hardest-Hit Fund are not eligible for the second HFA Hardest-Hit Fund.

Office of the Special Master for TARP Executive Compensation**What is the scope of the Special Master's review?**

- In June 2009, Treasury published the Interim Final Rule (the “Rule”) on TARP Standards for Compensation and Corporate Governance, promulgated under the EESA as amended by the American Recovery and Reinvestment Act of 2009. The Rule contains distinct requirements for recipients of TARP funding under certain programs, including CPP participants and recipients of exceptional financial assistance. The exceptional assistance recipients currently include the following firms: AIG, Ally Financial (formerly GMAC), Chrysler, and GM. Bank of America and Citigroup ceased to be exceptional assistance recipients upon their respective repayments of TARP obligations arising from exceptional assistance programs in December 2009. As detailed below, Chrysler Financial ceased to be an exceptional assistance recipient in May 2010, when its remaining TARP obligations for purposes of the Rule were extinguished.
- The Rule created the Office of the Special Master and provided the Special Master with specific powers designed to ensure that executive pay at these firms is in line with long-term value creation and financial stability. These include:
  - *Review of Payments:* Each recipient of exceptional assistance must obtain the Special Master’s approval of compensation structures, including payments made pursuant to those structures, for the senior executive officers and 20 next most highly paid employees (“Top 25”);
  - *Review of Structures:* Each recipient of exceptional assistance must obtain the Special Master’s approval of compensation structures for all executive officers and the 100 most highly compensated employees (“Covered Employees 26 – 100”);
  - *Interpretation:* The Special Master has interpretive authority over the executive compensation provisions of EESA and the Interim Final Rule, and authority to make all determinations as to the application of those provisions to particular facts; and
  - *Prior Payments:* The “lookback” provision (i.e., Section 111(f)) of EESA requires a review of bonuses, retention awards, and other compensation paid to the senior executive officers and 20 next most highly compensated employees of each recipient of TARP assistance before February 17, 2009, in order for the Special Master to determine whether the payments were contrary to the public interest. If a payment is determined to be contrary to the public interest, the Special Master will be responsible for negotiating reimbursements of such payments. In March 2010, the Special Master issued a letter to 419 TARP participants together with a *Compensation Review Data Request Form* for each TARP participant to provide information to aid the Special Master in his administration of the lookback provision. Under the Rule, this information was required to be provided in April 2010.
- The Rule also requires that the compensation committee, CEO, and CFO, of each TARP recipient provide certain certifications to Treasury with respect to compliance with the Rule. These certifications are due within 90 days (in the case of the CEO and CFO certifications) or 120 days (in the case of the compensation committee) of the completion of the TARP recipient’s fiscal year.
- In addition to the executive compensation requirements, all TARP recipients were required to adopt a luxury expenditure policy consistent with the requirements of the Rule, provide the policy to Treasury, and post the policy on their Internet website, in each case within 90 days following

publication of the Rule (or, if later, 90 days following the closing date of the agreement between the TARP recipient and Treasury). These policies are generally required to address expenses including entertainment or other events, office and facility renovations, and aviation or other transportation services.

### Determinations for the Top 25 Employees

- In October 2009, the Office of the Special Master for TARP Executive Compensation released determinations on the compensation packages for the Top 25 at the seven firms that were then exceptional assistance recipients.<sup>5</sup> The Office of the Special Master generally rejected the companies' initial proposals for these Top 25 executives and approved a modified set of compensation structures with the following features:
  - Cash salaries generally no greater than \$500,000, with the remainder of compensation in equity, mostly in the form of vested "stock salary," which executives must hold until 2011, after which it can be transferred in three equal, annual installments (subject to acceleration of one year upon the company's repayment of federal assistance).
  - Annual incentives payable in "long-term restricted stock," which is forfeited unless the employee provides three years of service after it is granted, in amounts determined based on objective performance criteria. Actual payment of the restricted stock is subject to the company's repayment of TARP funds (the stock may be paid in 25% installments for each 25% of TARP obligations that are repaid).
  - \$25,000 limit on perquisites and "other" compensation, absent special justification.
  - No further accruals or company contributions to executive pension and retirement programs.
- In March 2010, the Office of the Special Master issued rulings for the 2010 compensation for the Top 25 executives at the five firms that were then exceptional assistance recipients: AIG, Chrysler, Chrysler Financial, GM, and GMAC. The rulings have the following general features:
  - Decreased total cash compensation by 33 percent compared to the cash compensation these individual executives received in 2009;
  - Reduced total compensation at AIG, GMAC, and Chrysler Financial by 15 percent compared to the pay these executives received in 2009; and
  - Kept cash salaries at \$500,000 or less, other than in exceptional cases.

### Determinations for the Covered Employees 26 - 100

- In December 2009, the Special Master issued determinations on the compensation structures for Covered Employees 26-100 at each of the six firms that were then exceptional assistance recipients. Unlike the October rulings, which addressed specific amounts payable to the Top 25 executives, Treasury regulations require the Special Master only to address compensation structures for Covered Employees 26 – 100. These determinations covered four companies: AIG, Citigroup, GM, and GMAC. Chrysler and Chrysler Financial were (with the exception of one

---

<sup>5</sup> Copies of the determination letters and information on executive compensation is available at: <http://www.FinancialStability.gov/about/executivecompensation.html>.

employee) not required to obtain the Special Master's approval during this round because total pay for each executive did not exceed the \$500,000 "safe harbor" limitation in Treasury's compensation regulations. .

- The 2009 compensation structures approved by the Special Master for the Covered Employees 26 –100 have the following general features:
  - Short-term cash compensation is restricted. Cash salaries are generally limited to \$500,000 other than in exceptional cases, and overall cash is limited in most cases to 45% of total compensation in cash. All other pay must be in company stock;
  - Incentive compensation without real achievement of performance is forbidden. Total incentives are limited to a fixed pool, incentive payments may be made only if objective goals are achieved, and all such payments must be subject to "clawback" if results prove illusory;
  - Compensation structures must have a long-term focus. In most cases, at least 50 percent of total compensation must be held for three years, at least 50 percent of incentive pay must be granted in long-term stock, and any cash incentives must be delivered over at least two years—single, lump-sum cash bonuses are not permitted; and
  - Pay practices that are not aligned with shareholder and taxpayer interests, such as golden parachutes, supplemental executive retirement benefits, excessive perquisites and tax gross-ups are frozen or forbidden.
- In addition to determinations for the Covered Employees 26 –100 groups, the Special Master issued several supplemental determinations in December, including determinations approving pay packages for the new chief executive officer of GMAC and the new chief financial officer of GM. The pay packages approved by the Special Master for the newly hired executives generally conform to the principles and structures of the Top 25 determinations. All the Special Master's determinations are available at the website identified below.
- In April 2010, the Office of the Special Master issued rulings for 2010 compensation structures for Covered Employees 26-100 at the five remaining firms receiving exceptional assistance. These rulings reaffirmed that the principles and requirements of the 2009 determinations for Covered Employees 26-100 must continue to apply in 2010.

### **Effects of TARP Repayment**

- Prior to the Special Master's issuance of determinations for the Covered Employees 26–100 groups, Bank of America repaid its TARP obligations. As a result, the compensation structures for Bank of America's Covered Employees 26–100 were no longer subject to the Special Master's review, and no determination in that regard was issued. Payments to Bank of America's Top 25 relating to service prior to the repayment, however, remain subject to the Special Master's October 2009 determinations.
- After the Special Master issued determinations for the Covered Employees 26–100 groups, Citigroup repaid certain TARP obligations, and ceased to be an "exceptional assistance recipient" for purposes of the Rule. As a result, Special Master approval is not required for future compensation structures and payments to Citigroup executives. Payments and compensation structures for Citigroup's Top 25 and Covered Employees 26–100 relating to service prior to the repayment, however, remain subject to the Special Master's October and December 2009

determinations, respectively. The executive compensation restrictions that apply to TARP recipients that are not “exceptional assistance recipients” will continue to apply to Citigroup until it extinguishes its remaining TARP obligations.

- Chrysler Financial fully repaid its loan from Treasury July 2009 (prior to the Special Master’s initial determinations), but remained an exceptional assistance recipient because its affiliates still had outstanding TARP obligations under an exceptional assistance program. The remaining obligations at affiliate companies were extinguished for purposes of the Rule in May 2010, upon Treasury’s acceptance of a settlement payment as satisfaction in full of all existing debt obligations of Chrysler Financial’s parent, CGI Holding LLC. As a result, Special Master approval is not required for future compensation structures and payments to Chrysler Financial executives. Payments and compensation structures for Chrysler Financial’s Top 25 and Covered Employees 26 – 100 relating to service prior to the payment, however, remain subject to the Special Master’s previous determinations.

### **How Treasury Exercises Its Voting Rights**

- Treasury is a shareholder in General Motors, Chrysler, Ally Financial (formerly GMAC) and Citigroup. The Obama Administration has stated that core principles will guide Treasury’s management of financial interests in private firms. One such principle is that the United States government will not interfere with or exert control over day-to-day company operations and, in the event that the government obtains ownership interests, it will vote only on key governance issues. These core principles also include Treasury’s commitment to seek to dispose of its ownership interests as soon as practicable. Treasury will follow these principles in a manner consistent with the obligation to promote the liquidity and stability of the financial system.
- Treasury does not participate in the day-to-day management of any company in which it has an investment nor is any Treasury employee a director of any such company. Treasury’s investments have generally been in the form of non-voting securities or loans. For example, the preferred shares that Treasury holds in financial institutions under the Capital Purchase Program do not have voting rights except in certain limited circumstances, such as amendments to the charter of the company, or in the event dividends are not paid for several quarters, in which case Treasury has the right to elect two directors to the board.
- Treasury has announced that it will follow the following principles in exercising its voting rights: (1) Treasury intends to exercise its right to vote only on certain matters consisting of the election or removal of directors; certain major corporate transactions such as mergers, sales of substantial amounts of assets, and dissolution; issuances of equity securities where shareholders are entitled to vote; and amendments to the charter or bylaws; (2) on all other matters, Treasury will either abstain from voting or vote its shares in the same proportion (for, against or abstain) as all other shares of the company’s stock are voted.
- For public companies such as Citigroup, Treasury has entered into an agreement in which these principles are set forth. For private companies such as GM, Ally and Chrysler, Treasury follows the principles voluntarily or as set forth in a stockholder agreement. In GM, they are largely reflected as terms following an initial public offering (IPO).
- In the case of AIG:
  - The U.S. Treasury is the beneficiary of a trust created by the Federal Reserve Bank of New York (FRBNY). That trust owns shares having 79.8% of the voting rights of the common stock. The FRBNY has appointed three independent trustees who have the power

to vote on the stock and dispose of the stock with prior approval of FRBNY and after consultation with Treasury. The trust agreement provides that the trustees cannot be employees of Treasury or the FRBNY. The trust exists for the benefit of the U.S. Treasury, and the Department of the Treasury does not control the trust and it cannot direct the trustees.

- Treasury owns preferred stock in AIG which does not have voting rights except in certain limited circumstances (such as amendments to the charter). Treasury has the right to appoint directors because AIG failed to pay dividends for four quarters on the preferred stock held by Treasury. On April 1, 2010, Treasury exercised its right to appoint two directors to the American International Group, Inc. (AIG) board of directors.



**Appendix 2**

**Making Home Affordable Servicer Performance Report**

# Making Home Affordable Program

Servicer Performance Report Through April 2010

## Report Highlights

### **Almost 300,000 Borrowers Granted Permanent Modifications, An Increase of 68,000**

- Borrowers in permanent modifications are experiencing a median payment reduction of 36%, more than \$500 per month.
- Over 68,000 trial modifications converted to permanent modifications in April, an increase of almost 13% from March.

### **Servicers Begin to Require Upfront Documentation**

- In order to comply with Treasury guidelines that take effect on June 1, in March 2010, servicers began collecting upfront documentation from borrowers prior to initiating new trial modifications.
- Treasury is monitoring servicer performance closely to ensure that borrower demand is met and that servicers are reviewing modification requests in a timely manner.

### **Servicers Provide Resolutions to Borrowers Who Entered Trials Before January 1, 2010**

- Common causes of cancellations include missed trial payments and incomplete or unverifiable documentation.

### **New This Month: Conversion Rates By Servicer**

- Servicers show wide variation in conversion rates as measured against trials eligible to convert.
- Servicers who started trials with verified documents generally posted higher conversion rates than servicers who allowed borrowers to enter trials with stated income. With recent Treasury guidance, all servicers are now verifying borrower documents before trial start.
- Using stated income upon trial starts, the four largest participating servicers have conversion rates below 30%.

### **New This Month: Aged Trial Modifications by Servicer**

- Servicers show wide variation in completing timely decisions on trial modifications.

### **HAMP Is One Part of the Administration Initiatives to Promote Housing and Financial Stability** *(see Page 2)*

## Inside:

<a href="#">Administration Housing Initiatives</a>	2
<a href="#">Economic Indicators</a>	3
<a href="#">HAMP Program Snapshot</a>	4
<a href="#">Characteristics of Permanent Modifications</a>	5
<a href="#">Servicer Activity</a>	6
<a href="#">Borrower Outreach</a>	7
<a href="#">Waterfall of HAMP-Eligible Borrowers</a>	7
<a href="#">HAMP Activity by State</a>	8
<a href="#">HAMP Activity by Metropolitan Area</a>	9
<a href="#">Modifications by Investor Type</a>	9
<a href="#">List of Non-GSE Participants</a>	10

# Making Home Affordable Program

Servicer Performance Report Through April 2010

## Overview of Administration Housing Stability Initiatives

### Initiatives to Support Access to Affordable Mortgage Credit and Housing

#### Lower Mortgage Rates and Access to Credit:

- Continued financial support to maintain affordable mortgage rates through the Government-Sponsored Enterprises (GSEs).
- Interest rates remain near historic lows. Every 1% reduction in interest rate saves a new borrower a median of \$1,500 annually in mortgage payments.
- Access to sustainable mortgages through the Federal Housing Administration (FHA).
- FHA Refinance options to help homeowners owing more than their homes are worth.

#### State and Local Housing Initiatives:

- Access for Housing Finance Agencies to provide mortgages to first-time homebuyers, refinance opportunities for at-risk borrowers, and affordable rental housing. Over 90 HFAs across 45 states are participating.

#### Tax Credits for Housing:

- Homebuyer credit to help hundreds of thousands of American families buy new homes.
- Low-Income Housing Tax Credit (LIHTC) programs to support affordable rental housing, with total funding of \$5 billion.

### Initiatives to Prevent Avoidable Foreclosures and Stabilize Neighborhoods

#### Making Home Affordable – Modifications:

- Offering up to 3-4 million homeowners assistance to help prevent avoidable foreclosures through 2012.
- More than 1.2 million homeowners have started trial modifications and almost 1.5 million offers for trial modifications have been extended to borrowers.
- Homeowners in permanent modifications have a median payment reduction of over \$500 per month. Homeowners in trial and permanent modifications have had a reduction of over \$3.1 billion in monthly mortgage payments in aggregate to date.

#### Refinancing:

- Refinancing flexibilities and low mortgage rates have allowed over 4 million borrowers with GSE mortgages to refinance, saving an average of \$150 per month and more than \$7 billion over the past year.

#### Neighborhood Stabilization and Community

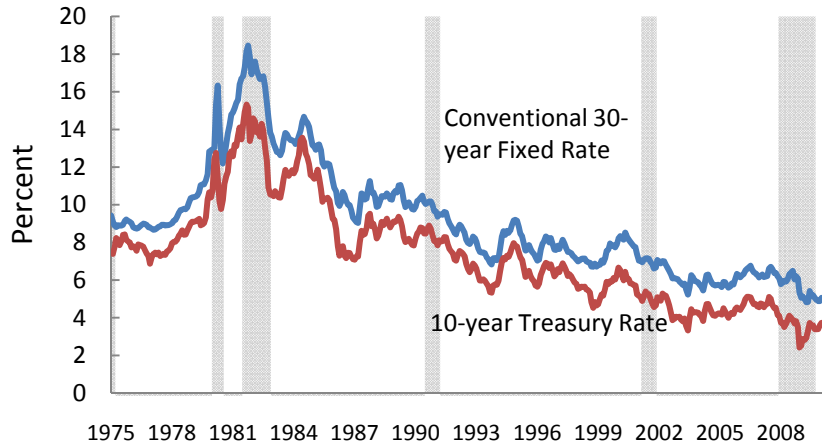
#### Development Programs:

- Over \$5 billion in Recovery Act support for the NSP to help stabilize neighborhoods.
- \$2.1 billion HFA Innovation Fund for the Hardest Hit Housing Markets to support innovative foreclosure prevention efforts.

# Making Home Affordable Program

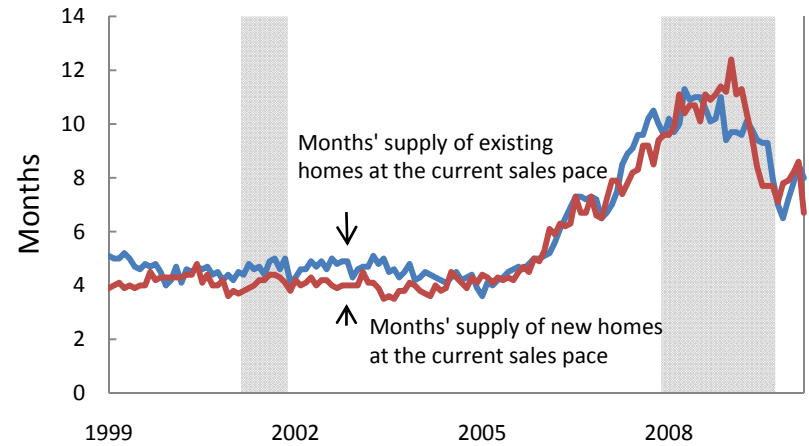
Servicer Performance Report Through April 2010

## Mortgage Rates



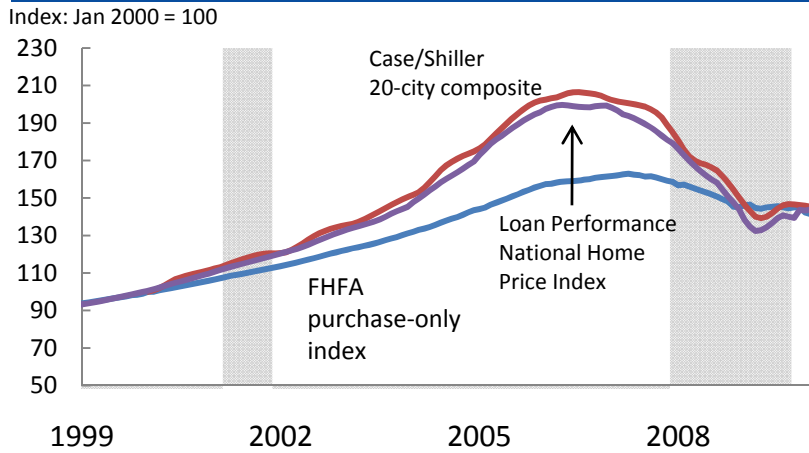
Source: Federal Reserve.

## Housing Inventory



Source: National Association of Realtors.

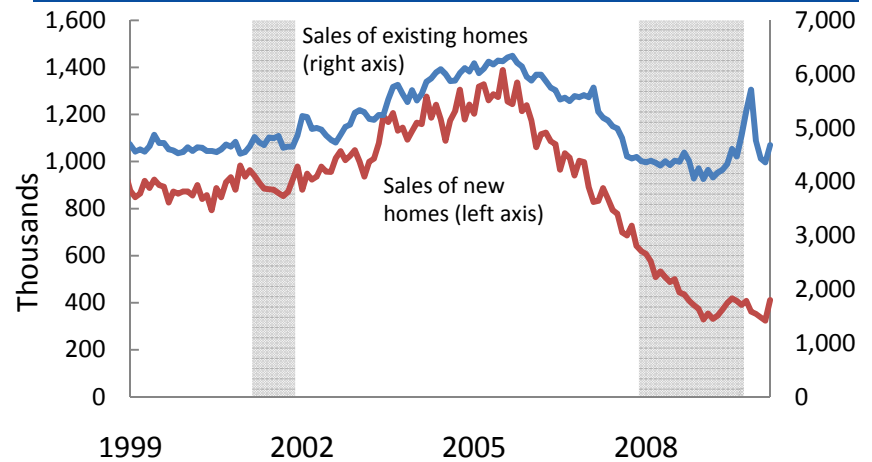
## Home Prices



Sources: S&P/Case-Shiller Home Price Index; LP/Haver Analytics; FHFA.

Note: Shaded areas indicate recessions.

## Home Sales



Source: National Association of Realtors, Census Bureau.

# Making Home Affordable Program

Servicer Performance Report Through April 2010

## HAMP Activity: All Servicers

		Total
<b>HAMP Eligibility</b>	Eligible Delinquent Loans <sup>1</sup>	3,275,249
	Eligible Delinquent Borrowers <sup>2</sup>	1,702,134
<b>Trial Modifications</b>	Trial Plan Offers Extended <sup>3</sup>	1,487,594
	All Trials Started	1,214,085
	Trials Reported Since March 2010 Report <sup>4</sup>	47,160
	Trial Modifications Canceled	277,640
	Active Trials	637,353
<b>Permanent Modifications</b>	All Permanent Modifications Started	299,092
	Permanent Modifications Canceled <sup>5</sup>	3,744
	Active Permanent Modifications	295,348

<sup>1</sup> Estimated eligible 60+ day delinquent loans as reported by servicers as of March 31, 2010, include conventional loans:

- in foreclosure and bankruptcy.
- with a current unpaid principal balance less than \$729,750 on a one-unit property, \$934,200 on a two-unit property, \$1,129,250 on a three-unit property and \$1,403,400 on a four-unit property.
- on a property that was owner-occupied at origination.
- originated on or before January 1, 2009.

Estimated eligible 60+ day delinquent loans exclude:

- FHA and VA loans.
- loans that are current or less than 60 days delinquent, which may be eligible for HAMP if a borrower is in imminent default.

Refer to the Waterfall of Eligible Borrowers on page 7 for further explanation.

For servicers enrolling after February 1, 2010 that did not participate in the 60+ day delinquency survey, the delinquency count is from the servicer registration form.

<sup>2</sup> Effective this month, the estimated eligible 60+ day delinquent borrowers are those in HAMP-eligible loans, minus estimated exclusions of loans on vacant properties, loans with borrower debt-to-income ratio below 31%, loans that fail the NPV test, properties no longer owner-occupied, manufactured housing loans with title/chattel issues that exclude them from HAMP, and loans where the investor pooling and service agreements preclude modification. Exclusions for DTI and NPV results are estimated using market analytics.

Refer to the Waterfall of Eligible Borrowers on page 7 for further explanation.

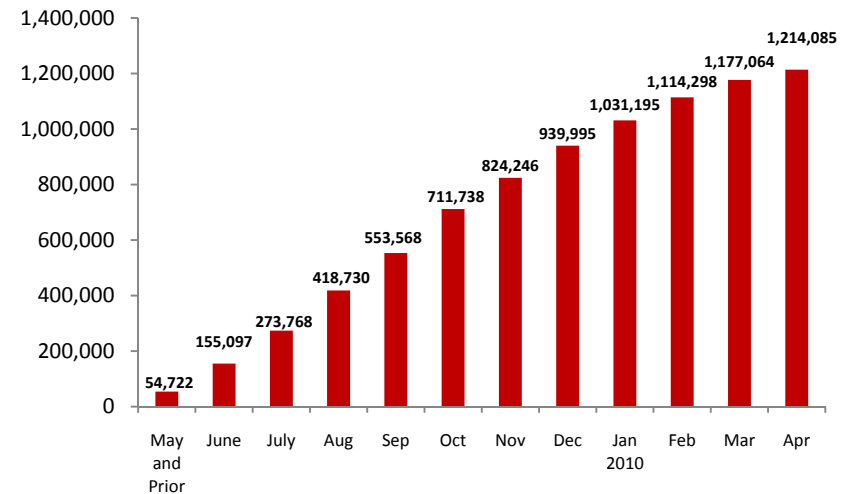
<sup>3</sup> As reported in the weekly servicer survey through April 29, 2010.

<sup>4</sup> Servicers may enter new trial modifications anytime before the loan converts to a permanent modification.

<sup>5</sup> Includes 81 loans paid off.

Source: HAMP system of record (except where noted).

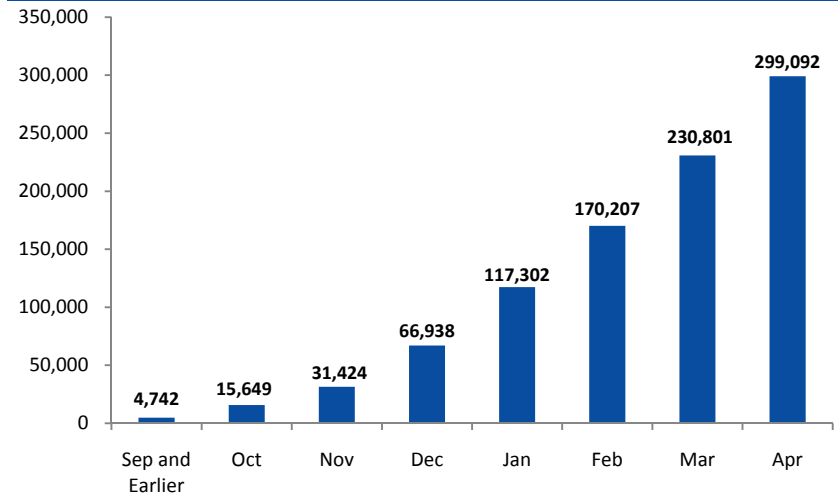
## HAMP Trials Started (Cumulative)



Note: Servicers may enter new trial modifications anytime before the loan converts to a permanent modification.

Source: HAMP system of record.

## Permanent Modifications Started (Cumulative)



Source: HAMP system of record.

# Making Home Affordable Program

Servicer Performance Report Through April 2010

## Modification Characteristics

- Lower monthly mortgage payments for borrowers in active trial and permanent modifications represent a cumulative reduction of more than \$3.1 billion to date.
- The median savings for borrowers in permanent modifications is \$516.09, or 36% of the median before-modification payment.

## Permanent Modifications by Modification Step

Interest Rate Reduction	100%
Term Extension <sup>1</sup>	53.4%
Principal Forbearance	28.6%

<sup>1</sup> The calculation for term extension has been corrected.

## Select Median Characteristics of Permanent Modifications

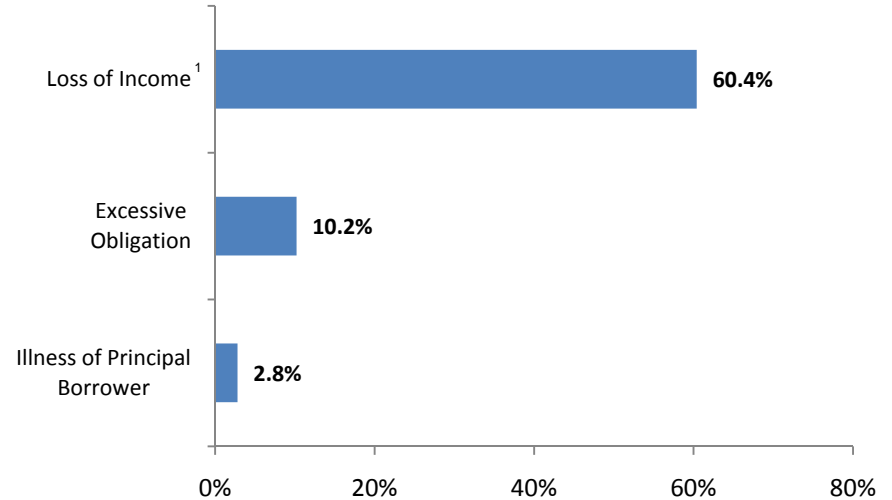
Loan Characteristic	Before Modification	After Modification	Median Decrease
Front-End Debt-to-Income Ratio <sup>1</sup>	44.9%	31.0%	-14.0 pct pts
Back-End Debt-to-Income Ratio <sup>2</sup>	80.2%	64.3%	-14.5 pct pts
Median Monthly Payment <sup>3</sup>	\$1,427.80	\$836.82	-\$516.09

<sup>1</sup> Ratio of housing expenses (principal, interest, taxes, insurance and homeowners association and/or condo fees) to monthly gross income.

<sup>2</sup> Ratio of total monthly debt payments (including mortgage principal and interest, taxes, insurance, homeowners association and/or condo fees, plus payments on installment debts, junior liens, alimony, car lease payments and investment property payments) to monthly gross income. Borrowers who have a back-end debt-to-income ratio of greater than 55% are required to seek housing counseling under program guidelines.

<sup>3</sup> Principal and interest payment.

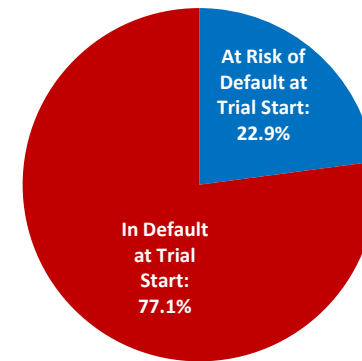
## Predominant Hardship Reasons for Permanent Modifications



<sup>1</sup> Includes borrowers who are employed but have faced a reduction in hours and/or wages as well as those who have lost their jobs.

Note: Does not include 19% of permanent modifications reported as Other.

## Loan Status Upon Entering Trial



Note: For all trial modifications started.

“At Risk of Default” includes borrowers up to 59 days delinquent at trial entry as well as those in imminent default. “In Default” refers to borrowers 60 or more days late at trial entry.

# Making Home Affordable Program

Servicer Performance Report Through April 2010

## HAMP Modification Activity by Servicer

Servicer	Estimated Eligible 60+ Day Delinquent Borrowers <sup>1</sup>	Trial Plan Offers Extended <sup>2</sup>	All HAMP Trials Started <sup>3</sup>	Active Trial Modifications <sup>3</sup>	Permanent Modifications <sup>3</sup>
American Home Mortgage Servicing Inc	52,247	19,911	16,530	9,392	6,971
Aurora Loan Services, LLC	41,125	47,970	41,956	11,269	11,069
Bank of America, NA <sup>4</sup>	477,509	402,398	302,981	214,562	56,398
Carrington Mortgage Services LLC	6,196	3,216	2,495	850	1,614
CitiMortgage, Inc.	152,357	153,389	144,176	54,947	28,556
GMAC Mortgage, Inc.	23,960	53,160	43,011	13,950	20,471
Green Tree Servicing LLC	7,341	7,031	5,763	3,279	1,134
HomeEq Servicing	16,872	5,505	4,355	1,889	2,282
J.P. Morgan Chase Bank, NA <sup>5</sup>	246,185	256,423	189,014	118,997	39,507
Litton Loan Servicing LP	54,888	36,671	30,224	17,852	6,146
Nationstar Mortgage LLC	22,687	24,446	20,599	7,318	6,933
Ocwen Financial Corp. Inc.	27,852	23,325	19,014	5,497	12,119
OneWest Bank	57,459	58,863	41,375	27,347	9,612
PNC Mortgage <sup>6</sup>	21,016	21,761	17,782	8,412	980
Saxon Mortgage Services, Inc.	36,658	44,505	39,701	12,946	10,568
Select Portfolio Servicing	21,178	60,716	36,940	9,784	12,903
US Bank NA	19,554	12,381	9,581	3,559	4,648
Wachovia Mortgage, FSB <sup>7</sup>	30,232	8,969	6,295	6,243	43
Wells Fargo Bank, NA <sup>8</sup>	174,995	233,284	171,704	75,322	36,094
Other SPA servicers <sup>9</sup>	17,515	13,670	11,216	5,996	4,131
Other GSE Servicers <sup>10</sup>	194,308	NA	59,373	27,942	23,169
<b>Total</b>	<b>1,702,134</b>	<b>1,487,594</b>	<b>1,214,085</b>	<b>637,353</b>	<b>295,348</b>

<sup>1</sup> Estimated eligible 60+ day delinquent borrowers as reported by servicers as of March 31, 2010, include those in conventional loans:

- in foreclosure and bankruptcy.
- with a current unpaid principal balance less than \$729,750 on a one-unit property, \$934,200 on a two-unit property, \$1,129,250 on a three-unit property and \$1,403,400 on a four-unit property.
- on a property that was owner-occupied at origination.
- originated prior to January 1, 2009.

Estimated eligible 60+ day delinquent borrowers excludes:

- Those in FHA and VA loans.
  - Those in loans that are current or less than 60 days delinquent, which may be eligible for HAMP if a borrower is in imminent default.
  - Those borrowers with debt-to-income ratios less than 31% or a negative NPV test.
  - Owners of vacant properties or properties otherwise excluded (see footnotes of page 7 for further explanation).
- Exclusions for DTI and NPV are estimated using market analytics.

For servicers enrolling after February 1, 2010 that did not participate in the 60+

day delinquency survey, the delinquency count is from the servicer registration form.

<sup>2</sup> As reported in the weekly servicer survey through April 29, 2010.

<sup>3</sup> Active trial and permanent modifications as reported into the HAMP system of record by servicers.

<sup>4</sup> Bank of America, NA includes Bank of America, NA, BAC Home Loans Servicing LP, Home Loan Services and Wishire Credit Corporation.

<sup>5</sup> J.P. Morgan Chase Bank, NA includes EMC Mortgage Corporation.

<sup>6</sup> Formerly National City Bank.

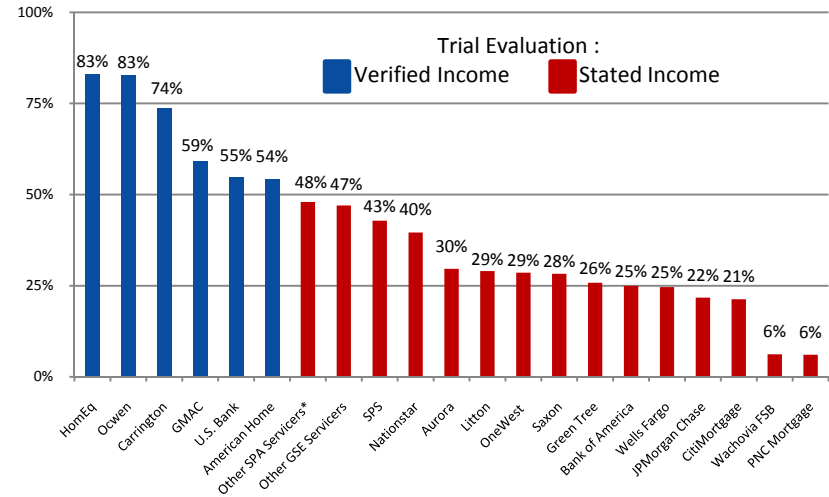
<sup>7</sup> Wachovia Mortgage, FSB consists of Pick-a-Payment loans.

<sup>8</sup> Wells Fargo Bank, NA includes a portion of the loans previously included in Wachovia Mortgage, FSB.

<sup>9</sup> Other SPA servicers are entities with less than 5,000 estimated eligible 60+ day delinquent borrowers that have signed participation agreements with Treasury and Fannie Mae. A full list of participating servicers is in the Appendix.

<sup>10</sup> Includes servicers of loans owned or guaranteed by Fannie Mae and Freddie Mac.

## Conversion Rate<sup>1</sup>

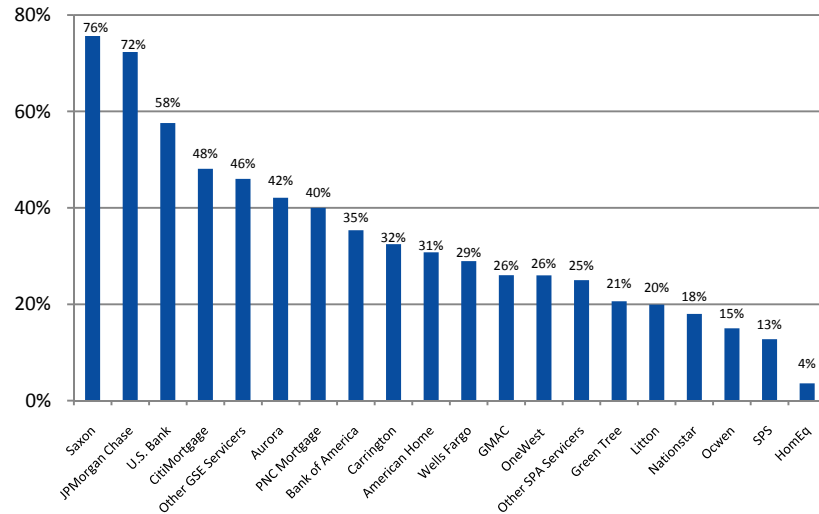


<sup>1</sup> As measured against trials eligible to convert – those three months in trial, or four months if the borrower was in imminent default.

\* Other SPA and Other GSE servicers represent a mix of verified and stated income trial starts.

Per program guidelines, all servicers will use verified income before starting trial modifications by June 1.

## Aged Trials<sup>1</sup> as Share of Active Trials



<sup>1</sup> Active trials initiated at least six months ago.

Note: Excludes Wachovia Mortgage, FSB at 0%.

# Making Home Affordable Program

Servicer Performance Report Through April 2010

## Borrower Engagement

Program to date, Treasury and partners have hosted 32 events across the country connecting more than 35,000 homeowners with mortgage servicers and housing counselors.

## Selected Outreach Measures

Servicer Solicitation of Borrowers (cumulative since program inception) <sup>1</sup>	4,246,224
Page views on <a href="http://MHA.gov">MHA.gov</a> (April 2010)	6,588,873
Page views on <a href="http://MHA.gov">MHA.gov</a> (cumulative)	80,134,319
Percentage to Goal of 3-4 Million Modification Offers by 2012 <sup>2</sup>	37-50%

<sup>1</sup> Source: survey data provided by servicers. Servicers are encouraged by HAMP to solicit information from borrowers 60+ days delinquent, regardless of eligibility for a HAMP modification.

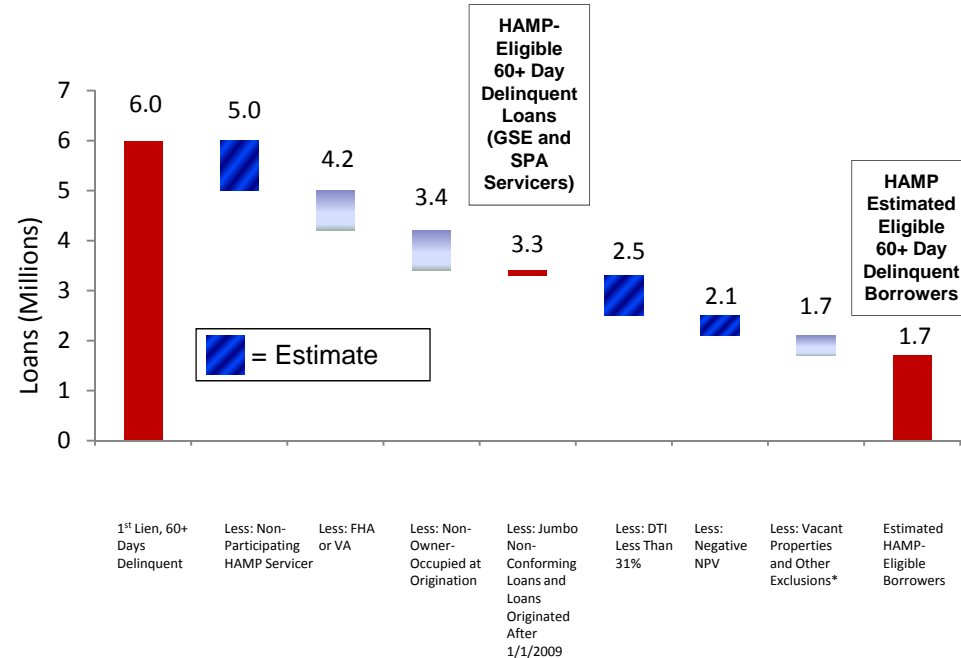
<sup>2</sup> In 2009, Treasury set a goal of offering help to 3-4 million borrowers through the end of 2012, as measured by trial plan offers extended to borrowers.

## Call Center Performance

	Cumulative	April
Total Number of Calls Taken at 1-888-995-HOPE	1,060,301	112,781
Borrowers Receiving Free Housing Counseling	545,318	53,001

## Waterfall of HAMP-Eligible Borrowers

Not all 60-day delinquent loans are eligible for HAMP. Other characteristics may preclude borrower eligibility. Based on the estimates, of the 6.0 million borrowers who were 60 days delinquent in the 4<sup>th</sup> quarter of 2009, 1.7 million borrowers are eligible for HAMP. As this represents a point-in-time snapshot of the delinquency population and estimated HAMP eligibility, we expect that more borrowers will become eligible for HAMP from now through 2012.



\*Other exclusions include: no longer owner-occupied; investor's pooling and servicing agreement precludes modification; and manufactured housing loans with titling/chattel issues that exclude them from HAMP.

Sources: Fannie Mae; monthly survey of participating servicers for March 31, 2010. Total 60+ delinquent figure from 4<sup>th</sup> quarter 2009 MBA delinquency survey. Excluded loans are as reported by servicers by survey who have signed a servicer participation agreement for HAMP.



# Making Home Affordable Program

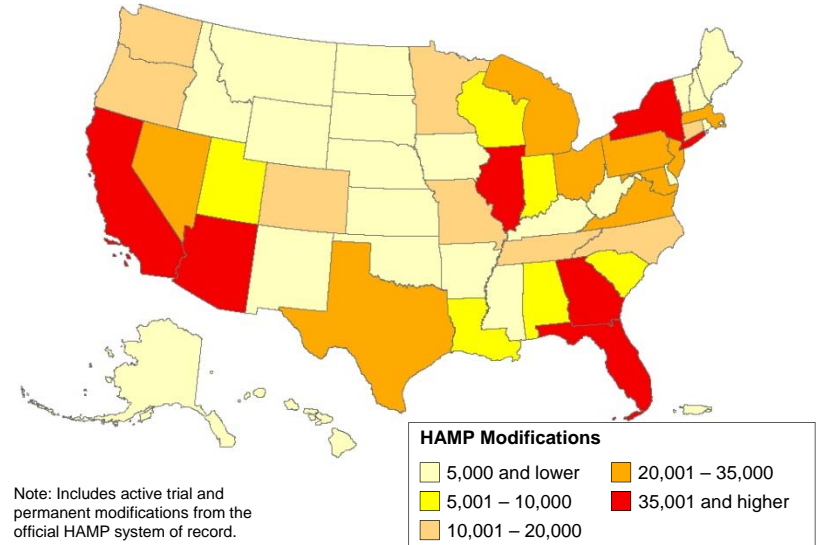
Servicer Performance Report Through April 2010

## HAMP Activity by State

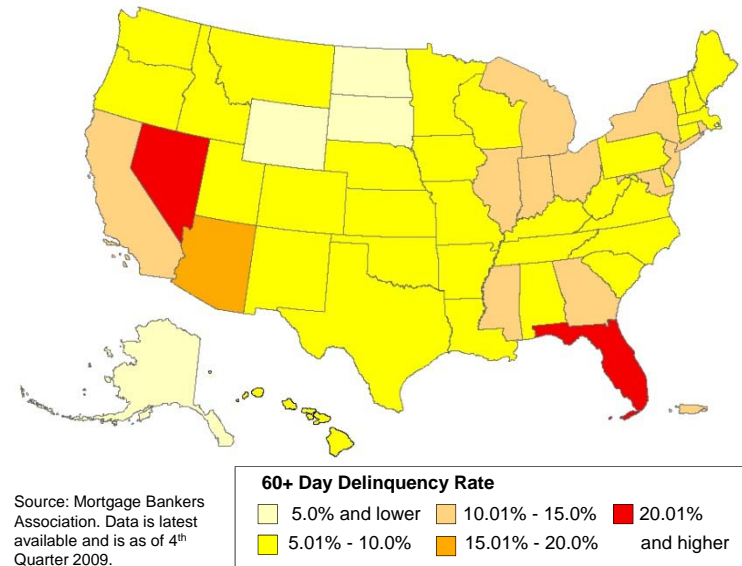
State	Active Trials	Permanent Modifications	Total	% of Total	State	Active Trials	Permanent Modifications	Total	% of Total
AK	355	135	490	0.1%	MT	867	330	1,197	0.1%
AL	4,427	1,843	6,270	0.7%	NC	13,160	5,933	19,093	2.0%
AR	1,813	758	2,571	0.3%	ND	153	59	212	0.0%
AZ	29,952	16,120	46,072	4.9%	NE	889	436	1,325	0.1%
CA	135,499	62,883	198,382	21.3%	NH	2,671	1,476	4,147	0.4%
CO	8,932	4,355	13,287	1.4%	NJ	21,143	9,821	30,964	3.3%
CT	8,092	3,918	12,010	1.3%	NM	2,371	969	3,340	0.4%
DC	1,269	470	1,739	0.2%	NV	16,834	8,229	25,063	2.7%
DE	2,026	1,025	3,051	0.3%	NY	30,800	11,590	42,390	4.5%
FL	78,356	36,130	114,486	12.3%	OH	13,631	6,580	20,211	2.2%
GA	25,385	11,082	36,467	3.9%	OK	2,028	714	2,742	0.3%
HI	2,371	1,076	3,447	0.4%	OR	7,097	3,419	10,516	1.1%
IA	1,945	791	2,736	0.3%	PA	14,350	6,269	20,619	2.2%
ID	2,520	1,198	3,718	0.4%	RI	2,891	1,582	4,473	0.5%
IL	33,393	15,434	48,827	5.2%	SC	6,564	2,971	9,535	1.0%
IN	6,620	3,061	9,681	1.0%	SD	300	109	409	0.0%
KS	1,839	777	2,616	0.3%	TN	7,063	3,288	10,351	1.1%
KY	2,658	1,201	3,859	0.4%	TX	22,671	7,214	29,885	3.2%
LA	3,903	1,438	5,341	0.6%	UT	5,540	2,737	8,277	0.9%
MA	14,304	7,437	21,741	2.3%	VA	15,671	7,836	23,507	2.5%
MD	20,746	10,204	30,950	3.3%	VT	455	248	703	0.1%
ME	1,633	902	2,535	0.3%	WA	12,491	5,959	18,450	2.0%
MI	20,422	10,203	30,625	3.3%	WI	6,081	3,064	9,145	1.0%
MN	10,555	6,162	16,717	1.8%	WV	1,010	498	1,508	0.2%
MO	7,626	3,431	11,057	1.2%	WY	335	164	499	0.1%
MS	2,421	1,176	3,597	0.4%	Other*	1,225	643	1,868	0.2%

\* Includes Guam, Puerto Rico and the U.S. Virgin Islands.

## Modification Activity by State



## Mortgage Delinquency Rates by State



# Making Home Affordable Program

Servicer Performance Report Through April 2010

## 15 Metropolitan Areas With Highest HAMP Activity

Metropolitan Statistical Area	Active Trials	Permanent Modifications	Total HAMP Activity	% of All HAMP Activity
Los Angeles-Long Beach-Santa Ana, CA	40,573	17,185	57,758	6.2%
New York-Northern New Jersey-Long Island, NY-NJ-PA	40,425	16,672	57,097	6.1%
Chicago-Naperville-Joliet, IL-IN-WI	32,178	14,890	47,068	5.0%
Riverside-San Bernardino-Ontario, CA	29,709	15,560	45,269	4.9%
Miami-Fort Lauderdale-Pompano Beach, FL	30,923	13,059	43,982	4.7%
Phoenix-Mesa-Scottsdale, AZ	24,496	13,330	37,826	4.1%
Washington-Arlington-Alexandria, DC-VA-MD-WV	22,081	10,713	32,794	3.5%
Atlanta-Sandy Springs-Marietta, GA	20,509	9,036	29,545	3.2%
Las Vegas-Paradise, NV	14,099	6,749	20,848	2.2%
Detroit-Warren-Livonia, MI	12,946	6,048	18,994	2.0%
Orlando-Kissimmee, FL	12,406	6,022	18,428	2.0%
Philadelphia-Camden-Wilmington, PA-NJ-DE-MD	10,958	5,013	15,971	1.7%
Boston-Cambridge-Quincy, MA-NH	10,073	5,297	15,370	1.6%
Sacramento-Arden-Arcade-Roseville, CA	9,624	5,019	14,643	1.6%
Tampa-St. Petersburg-Clearwater, FL	9,773	4,678	14,451	1.5%

A complete list of HAMP activity for all MSAs is available at <http://makinghomeaffordable.gov/docs/MSA%20Data%20April.pdf>

## Modifications by Investor Type (Large Servicers)

Servicer	GSE	Private	Portfolio	Total
Bank of America, NA <sup>1</sup>	176,755	80,887	13,318	270,960
JP Morgan Chase NA <sup>2</sup>	73,309	62,983	22,212	158,504
Wells Fargo Bank, NA <sup>3</sup>	77,803	28,417	5,196	111,416
CitiMortgage, Inc.	55,127	5,425	22,951	83,503
OneWest Bank	18,673	15,679	2,607	36,959
GMAC Mortgage, Inc.	19,938	14,483	0	34,421
Litton Loan Servicing LP	1,871	22,127	0	23,998
Saxon Mortgage Services Inc.	1,929	20,399	1,186	23,514
Select Portfolio Servicing	533	19,622	2,532	22,687
Aurora Loan Services, LLC	12,891	9,191	256	22,338
Ocwen Financial Corporation, Inc.	5,147	12,397	72	17,616
American Home Mortgage Servicing Inc	1,087	15,276	0	16,363
Nationstar Mortgage LLC	10,351	3,889	11	14,251
PNC Mortgage <sup>4</sup>	8,354	230	808	9,392
US Bank NA	5,637	21	2,549	8,207
Wachovia Mortgage, FSB <sup>5</sup>	123	309	5,854	6,286
Green Tree Servicing LLC	4,146	257	10	4,413
HomEq Servicing	25	4,026	120	4,171
Carrington Mortgage Services LLC	0	2,464	0	2,464
Remainder of HAMP Servicers	53,183	4,147	3,908	61,238
<b>Total</b>	<b>526,882</b>	<b>322,229</b>	<b>83,590</b>	<b>932,701</b>

<sup>1</sup> Bank of America, NA includes Bank of America, NA, BAC Home Loans Servicing LP, Home Loans Services and Wilshire Credit Corporation.

<sup>2</sup> J.P. Morgan Chase Bank, NA includes EMC Mortgage Corporation.

<sup>3</sup> Wells Fargo Bank, NA includes a portion of the loans previously included in Wachovia Mortgage, FSB.

<sup>4</sup> Formerly National City Bank.

<sup>5</sup> Wachovia Mortgage, FSB consists of Wachovia Mortgage FSB Pick-a-Payment loans.

Note: Figures reflect active trials and permanent modifications.

# Making Home Affordable Program

Servicer Performance Report Through April 2010

## Appendix: Non-GSE Participants in HAMP

Allstate Mortgage Loans & Investments, Inc.	Great Lakes Credit Union	PNC Bank, National Association
American Eagle Federal Credit Union	Greater Nevada Mortgage Services	Purdue Employees Federal Credit Union
American Home Mortgage Servicing, Inc	Green Tree Servicing LLC	QLending, Inc.
AMS Servicing, LLC	Hartford Savings Bank	Quantum Servicing Corporation
Aurora Loan Services, LLC	Hillsdale County National Bank	Residential Credit Solutions
Bank of America, N.A. <sup>1</sup>	HomEq Servicing	RG Mortgage Corporation
Bank United	HomeStar Bank & Financial Services	Roebing Bank
Bay Federal Credit Union	Horicon Bank	RoundPoint Mortgage Servicing Corporation
Bay Gulf Credit Union	Horizon Bank, NA	Saxon Mortgage Services, Inc.
Bayview Loan Servicing, LLC	Iberiabank	Schools Financial Credit Union
Carrington Mortgage Services, LLC	IBM Southeast Employees' Federal Credit Union	SEFCU
CCO Mortgage	IC Federal Credit Union	Select Portfolio Servicing
Central Florida Educators Federal Credit Union	Idaho Housing and Finance Association	Servis One Inc., dba BSI Financial Services, Inc.
Central Jersey Federal Credit Union	iServe Residential Lending LLC	ShoreBank
Chase Home Finance, LLC	iServe Servicing Inc.	Silver State Schools Credit Union
CitiMortgage, Inc.	J.P.Morgan Chase Bank, NA <sup>2</sup>	Sound Community Bank
Citizens 1st National Bank	Lake City Bank	Specialized Loan Servicing, LLC
Citizens First Wholesale Mortgage Company	Lake National Bank	Spirit of Alaska Federal Credit Union
Community Bank & Trust Company	Litton Loan Servicing	Stanford Federal Credit Union
CUC Mortgage Corporation	Los Alamos National Bank	Sterling Savings Bank
Digital Federal Credit Union	Marix Servicing, LLC	Technology Credit Union
DuPage Credit Union	Metropolitan National Bank	Tempe Schools Credit Union
Eaton National Bank & Trust Co	Midwest Bank & Trust Co.	The Golden 1 Credit Union
Farmers State Bank	Mission Federal Credit Union	U.S. Bank National Association
Fidelity Homestead Savings Bank	MorEquity, Inc.	United Bank of Georgia
First Bank	Mortgage Center, LLC	United Bank Mortgage Corporation
First Federal Savings and Loan	Mortgage Clearing Corporation	Urban Trust Bank
First Keystone Bank	National City Bank	Vantium Capital, Inc.
First National Bank of Grant Park	Nationstar Mortgage LLC	Verity Credit Union
Franklin Credit Management Corporation	Navy Federal Credit Union	Vist Financial Corp.
Fresno County Federal Credit Union	Oakland Municipal Credit Union	Wells Fargo Bank, NA <sup>3</sup>
Glass City Federal Credit Union	Ocwen Financial Corporation, Inc.	Wealthbridge Mortgage Corp.
Glenview State Bank	OneWest Bank	Wescom Central Credit Union
GMAC Mortgage, Inc.	ORNL Federal Credit Union	Yadkin Valley Bank
Golden Plains Credit Union	Park View Federal Savings Bank	
Grafton Suburban Credit Union	PennyMac Loan Services, LLC	

<sup>1</sup> Bank of America, NA includes Bank of America, NA, BAC Home Loans Servicing LP, Home Loan Services and Wilshire Credit Corporation.

<sup>2</sup> J.P. Morgan Chase Bank, NA includes EMC Mortgage Corporation.

<sup>3</sup> Wells Fargo Bank, NA includes Wachovia Mortgage FSB and Wachovia Bank NA.

**Appendix 3**

**Financial Statement**

United States Department of Treasury  
Office of Financial Stability  
Troubled Asset Relief Program

Report of Administrative Obligations and Expenditures [Section 105(a)(2)]

	Budget Object Class (BOC)	Budget Object Class Title	For Period Ending May 31, 2010		For Period Ending June 30, 2010	
			Obligations	Expenditures	Projected Obligations	Projected Expenditures
PERSONNEL SERVICES	1100 & 1200	PERSONNEL COMPENSATION & BENEFITS	\$ 34,273,270	\$ 34,044,343	\$ 36,748,000	\$ 36,630,000
<b>PERSONNEL SERVICES Total:</b>			<b>\$ 34,273,270</b>	<b>\$ 34,044,343</b>	<b>\$ 36,748,000</b>	<b>\$ 36,630,000</b>
NON-PERSONNEL SERVICES	2100	TRAVEL & TRANSPORTATION OF PERSONS	\$ 670,269	\$ 626,623	\$ 727,000	\$ 683,000
	2200	TRANSPORTATION OF THINGS	11,960	11,960	12,000	12,000
	2300	RENTS, COMMUNICATIONS, UTILITIES & MISC CHARGES	669,885	524,616	670,000	529,000
	2400	PRINTING & REPRODUCTION	395	395	400	400
	2500	OTHER SERVICES	113,290,642	73,470,842	116,505,000	78,147,000
	2600	SUPPLIES AND MATERIALS	383,523	381,761	398,000	398,000
	3100	EQUIPMENT	232,054	222,675	232,000	223,000
	3200	LAND & STRUCTURES	-	-	-	-
	4300	INTEREST & DIVIDENDS	13	13	13	13
<b>NON-PERSONNEL SERVICES Total:</b>			<b>\$ 115,258,741</b>	<b>\$ 75,238,885</b>	<b>\$ 118,544,413</b>	<b>\$ 79,992,413</b>
<b>GRAND TOTAL:</b>			<b>\$149,532,011</b>	<b>109,283,228</b>	<b>\$ 155,292,413</b>	<b>\$ 116,622,413</b>

U.S. Treasury Department  
Office of Financial Stability

Troubled Asset Relief Program

Agreements Under TARP [Section 105(a)(3)(A)]

For Period Ending May 31, 2010

Date Approved or Renewed	Type of Transaction	Vendor	Purpose
10/10/2008	BPA	Simpson, Thacher & Bartlett	Legal Services
10/11/2008	BPA	EnnisKnupp	Investment and Advisory Services
10/14/2008	Financial Agent	Bank of New York Mellon	Custodian and Cash Management
10/16/2008	BPA	PricewaterhouseCoopers	Internal Control Services
10/18/2008	BPA	Ernst & Young	Accounting Services
10/23/2008	IAA	GSA - Turner Consulting*	Archiving Services
10/29/2008	BPA	Hughes Hubbard & Reed	Legal Services
10/29/2008	BPA	Squire Sanders & Dempsey	Legal Services
10/31/2008	Contract	Lindholm & Associates*	Human Resources Services
11/7/2008	BPA	Thacher Proffitt & Wood**	Legal Services
11/14/2008	IAA	Securities and Exchange Commission	Detailees
11/14/2008	Procurement	CSC Systems and Solutions	IT Services
12/3/2008	IAA	Trade and Tax Bureau - Treasury	IT Services
12/5/2008	IAA	Department of Housing and Urban Development	Detailees
12/5/2008	Procurement	Washington Post	Vacancy Announcement
12/10/2008	BPA	Thacher Proffitt & Wood**	Legal Services
12/12/2008	IAA	Pension Benefit Guaranty Corp.	Legal Services
12/15/2008	IAA	Office of Thrift Supervision	Detailees
12/24/2008	Procurement	Cushman and Wakefield of VA, Inc.	Painting
1/6/2009	IAA	Office of the Controller of the Currency	Detailees
1/6/2009	IAA	State Department	Detailees
1/7/2009	Procurement	Colonial Parking	Parking
1/9/2009	IAA	Internal Revenue Service	Detailees
1/27/2009	BPA	Cadwalader Wickersham & Taft, LLP	Legal Services
1/27/2009	Procurement	Whitaker Brothers Bus. Machines*	Office Machines
2/2/2009	IAA	Government Accountability Office	Oversight
2/9/2009	Contract	Pat Taylor and Associates, Inc*	Temporary Employee Services
2/12/2009	Contract	Locke Lord Bissell & Lidell LLP	Legal Services
2/18/2009	Financial Agent	Freddie Mac	Homeownership Program
2/18/2009	Financial Agent	Fannie Mae	Homeownership Program
2/20/2009	IAA	Congressional Oversight Panel	Oversight
2/20/2009	Contract	Simpson, Thacher & Bartlett	Legal Services
2/22/2009	Contract	Venable LLP	Legal Services
3/6/2009	Contract	Boston Consulting Group	Management Consulting Support
3/16/2009	Financial Agent	EARNEST Partners	Asset Management Services
3/23/2009	Procurement	Heery International Inc.	Architects
3/30/2009	Contract	McKee Nelson, LLP***	Legal Services
3/30/2009	Contract	Sonnenschein Nath & Rosenthal	Legal Services
3/30/2009	Contract	Cadwalader Wickersham & Taft, LLP	Legal Services
3/30/2009	Contract	Haynes and Boone LLP	Legal Services
3/31/2009	BPA	FI Consulting*	Modeling and Analysis
4/3/2009	Procurement	American Furniture Rentals*	Office Furniture
4/17/2009	Procurement	Herman Miller	Office Furniture
4/17/2009	IAA	Bureau of Printing and Engraving	Detailee
4/21/2009	Financial Agent	AllianceBernstein	Asset Management Services
4/21/2009	Financial Agent	FSI Group	Asset Management Services
4/21/2009	Financial Agent	Piedmont Investment Advisors	Asset Management Services
5/4/2009	IAA	Federal Reserve	Detailee
5/14/2009	Contract	Phacil*	FOIA Services
5/14/2009	IAA	Department of Treasury - US Mint	Administrative Support
5/22/2009	IAA	Department of Justice - ATF	Detailee
5/26/2009	Contract	Anderson, McCoy & Orta, LLP*	Legal Services
5/26/2009	Contract	Simpson, Thacher & Bartlett	Legal Services
6/5/2009	Contract	Department of Treasury - Internal Revenue Service	Administrative Support
6/8/2009	IAA	Department of Treasury - Financial Management Service	Administrative Support
6/29/2009	IAA	Department of Interior	Administrative Support
7/15/2009	Contract	Judicial Watch	Legal Advisory
7/17/2009	Contract	Korn Ferry International	Administrative Support
7/30/2009	Contract	Cadwalader Wickersham & Taft, LLP	Legal Advisory
7/30/2009	Contract	Debevoise & Plimpton, LLP	Legal Advisory
7/30/2009	Contract	Fox Hefter Swibel Levin & Carol, LLP	Legal Advisory
8/11/2009	IAA	NASA	Detailee
8/18/2009	Contract	Mercer, Inc.	Administrative Support
9/2/2009	Contract	Knowledge Mosaic Inc.*	Administrative Support
9/10/2009	Contract	Equilar, Inc.*	Administrative Support
9/14/2009	Contract	PricewaterhouseCoopers	Asset Management Services
9/30/2009	Contract	SNL Financial LC	Financial Advisory
11/29/2009	IAA	Department of the Treasury - Departmental Offices	Administrative Support
12/8/2009	BPA	Anderson, McCoy & Orta, LLP*	Legal Services
12/22/2009	Financial Agent	Avondale Investments, LLC*	Financial Advisory
12/22/2009	Financial Agent	Bell Rock Capital, LLC*	Financial Advisory
12/22/2009	Financial Agent	Howe Barnes Hoefler and Arnett, Inc.	Financial Advisory
12/22/2009	Financial Agent	KBW Asset Management, Inc.	Financial Advisory
12/22/2009	Financial Agent	Lombardia Capital Partners, LLC*	Financial Advisory
12/22/2009	Financial Agent	Paradigm Asset Management, LLC*	Financial Advisory
1/4/2010	IAA	Federal Maritime Commission	Detailee
1/15/2010	Contract	Association of Government Accountants	Administrative Support
1/29/2010	Contract	NNA Inc.	Administrative Support
2/16/2010	Contract	The MITRE Corporation	Administrative Support
3/29/2010	Financial Agent	Morgan Stanley	Asset Management Services
4/12/2010	Contract	EnnisKnupp	Financial Advisory
4/13/2010	BPA	Qualx Corporation	Administrative Support
4/14/2010	Contract	Squire Sanders & Dempsey	Legal Advisory
4/20/2010	IAA	FMS-Gartner	Administrative Support
4/20/2010	BPA	Microlink LLC	Administrative Support
4/22/2010	Contract	Digital Management Inc.	Administrative Support
4/23/2010	Contract	RDA Corporation	Administrative Support
5/17/2010	Financial Agent	Lazard Frères & Co. LLC	Financial Advisory

\* Small or Women-, or Minority-Owned Small Business

\*\*Contract responsibilities assumed by Sonnenschein Nath & Rosenthal via novation.

\*\*\*Contract responsibilities assumed by Bingham McCutchen, LLP via novation.

**U.S. Treasury Department  
Office of Financial Stability**

**Troubled Asset Relief Program**

**Insurance Contracts [Section 105(a)(3)(B)]**

**For Period Ending May 31, 2010**

Name	Amount
------	--------

---

Termination of the \$5,000,000,000 Master Agreement between Citigroup and the UST, and FDIC occurred on December 23, 2009 due to the improvement of Citigroup's financial condition and financial market stability.

U.S. Treasury Department  
Office of Financial Stability

Troubled Asset Relief Program

Transactions Report [Section 105(3)(C, D, G)]

For Period Ending May 31, 2010

CAPITAL PURCHASE PROGRAM

Footnote	Purchase Date	Seller			Purchase Details			Capital Repayment Details		Treasury Investment Remaining After Capital Repayment		Final Disposition		
		Name of Institution	City	State	Investment Description	Investment Amount	Pricing Mechanism	Capital Repayment Date	Capital Repayment Amount (Loss) <sup>6</sup>	Remaining Capital Amount	Remaining Investment Description	Final Disposition Date	Disposition Investment Description	Final Disposition Proceeds
1b	10/28/2008	Bank of America Corporation	Charlotte	NC	Preferred Stock w/ Warrants	\$ 15,000,000,000	Par	12/9/2009 <sup>4</sup>	\$ 15,000,000,000	\$ 0	Warrants	3/3/2010	Warrants <sup>1b</sup>	\$ 186,342,969
	10/28/2008	The Bank of New York Mellon Corporation	New York	NY	Preferred Stock w/ Warrants	\$ 3,000,000,000	Par	6/17/2009 <sup>4</sup>	\$ 3,000,000,000	\$ 0	Warrants	8/5/2009	Warrants	\$ 136,000,000
11, 23 - 5/26/2010	10/28/2008	Citigroup Inc.	New York	NY	Common Stock w/ Warrants	\$ 25,000,000,000	Par							
	10/28/2008	The Goldman Sachs Group, Inc.	New York	NY	Preferred Stock w/ Warrants	\$ 10,000,000,000	Par	6/17/2009 <sup>4</sup>	\$ 10,000,000,000	\$ 0	Warrants	7/22/2009	Warrants	\$ 1,100,000,000
	10/28/2008	JPMorgan Chase & Co.	New York	NY	Preferred Stock w/ Warrants	\$ 25,000,000,000	Par	6/17/2009 <sup>4</sup>	\$ 25,000,000,000	\$ 0	Warrants	12/10/2009	Warrants	\$ 950,318,243
	10/28/2008	Morgan Stanley	New York	NY	Preferred Stock w/ Warrants	\$ 10,000,000,000	Par	6/17/2009 <sup>4</sup>	\$ 10,000,000,000	\$ 0	Warrants	8/12/2009	Warrants	\$ 950,000,000
	10/28/2008	State Street Corporation	Boston	MA	Preferred Stock w/ Warrants	\$ 2,000,000,000	Par	6/17/2009 <sup>5</sup>	\$ 2,000,000,000	\$ 0	Warrants	7/8/2009	Warrants <sup>9</sup>	\$ 60,000,000
	10/28/2008	Wells Fargo & Company	San Francisco	CA	Preferred Stock w/ Warrants	\$ 25,000,000,000	Par	12/23/2009 <sup>4</sup>	\$ 25,000,000,000	\$ 0	Warrants	5/20/2010	Warrants	\$ 849,014,998
	11/14/2008	Bank of Commerce Holdings	Redding	CA	Preferred Stock w/ Warrants	\$ 17,000,000	Par							
	11/14/2008	1st FS Corporation	Hendersonville	NC	Preferred Stock w/ Warrants	\$ 16,369,000	Par							
14	11/14/2008	UCBH Holdings, Inc.	San Francisco	CA	Preferred Stock w/ Warrants	\$ 298,737,000	Par							
	11/14/2008	Northern Trust Corporation	Chicago	IL	Preferred Stock w/ Warrants	\$ 1,576,000,000	Par	6/17/2009 <sup>4</sup>	\$ 1,576,000,000	\$ 0	Warrants	8/26/2009	Warrants	\$ 87,000,000
	11/14/2008	SunTrust Banks, Inc.	Atlanta	GA	Preferred Stock w/ Warrants	\$ 3,500,000,000	Par							
3a - 11/24/2009	11/14/2008	Broadway Financial Corporation	Los Angeles	CA	Preferred Stock	\$ 9,000,000	Par							
	11/14/2008	Washington Federal, Inc.	Seattle	WA	Preferred Stock w/ Warrants	\$ 200,000,000	Par	5/27/2009 <sup>4</sup>	\$ 200,000,000	\$ 0	Warrants	3/9/2010	Warrants	\$ 15,623,222
	11/14/2008	BB&T Corp.	Winston-Salem	NC	Preferred Stock w/ Warrants	\$ 3,133,640,000	Par	6/17/2009 <sup>4</sup>	\$ 3,133,640,000	\$ 0	Warrants	7/22/2009	Warrants	\$ 67,010,402
	11/14/2008	M&T Bank Corporation (Provident Bancshares Corp.)	Baltimore	MD	Preferred Stock w/ Warrants	\$ 151,500,000	Par							
	11/14/2008	Umpqua Holdings Corp.	Portland	OR	Preferred Stock w/ Warrants	\$ 214,181,000	Par	2/17/2010 <sup>5</sup>	\$ 214,181,000	\$ 0	Warrants	3/31/2010	Warrants <sup>9</sup>	\$ 4,500,000
	11/14/2008	Comerica Inc.	Dallas	TX	Preferred Stock w/ Warrants	\$ 2,250,000,000	Par	3/17/2010 <sup>4</sup>	\$ 2,250,000,000	\$ 0	Warrants	5/6/2010	Warrants	\$ 183,673,472
	11/14/2008	Regions Financial Corporation	Birmingham	AL	Preferred Stock w/ Warrants	\$ 3,500,000,000	Par							
	11/14/2008	Capital One Financial Corporation	McLean	VA	Preferred Stock w/ Warrants	\$ 3,555,199,000	Par	6/17/2009 <sup>4</sup>	\$ 3,555,199,000	\$ 0	Warrants	12/3/2009	Warrants	\$ 148,731,030
	11/14/2008	First Horizon National Corporation	Memphis	TN	Preferred Stock w/ Warrants	\$ 866,540,000	Par							
	11/14/2008	Huntington Bancshares	Columbus	OH	Preferred Stock w/ Warrants	\$ 1,398,071,000	Par							
	11/14/2008	KeyCorp	Cleveland	OH	Preferred Stock w/ Warrants	\$ 2,500,000,000	Par							
	11/14/2008	Valley National Bancorp	Wayne	NJ	Preferred Stock w/ Warrants	\$ 300,000,000	Par	6/3/2009 <sup>4</sup>	\$ 75,000,000	\$ 225,000,000	Preferred Stock w/ Warrants	5/18/2010	Warrants	\$ 5,571,592
							9/23/2009 <sup>4</sup>	\$ 125,000,000	\$ 100,000,000	Preferred Stock w/ Warrants				
							12/23/2009 <sup>4</sup>	\$ 100,000,000	\$ 0	Warrants				
	11/14/2008	Zions Bancorporation	Salt Lake City	UT	Preferred Stock w/ Warrants	\$ 1,400,000,000	Par							
	11/14/2008	Marshall & Ilsley Corporation	Milwaukee	WI	Preferred Stock w/ Warrants	\$ 1,715,000,000	Par							
	11/14/2008	U.S. Bancorp	Minneapolis	MN	Preferred Stock w/ Warrants	\$ 6,599,000,000	Par	6/17/2009 <sup>4</sup>	\$ 6,599,000,000	\$ 0	Warrants	7/15/2009	Warrants	\$ 139,000,000
	11/14/2008	TCF Financial Corporation	Wayzata	MN	Preferred Stock w/ Warrants	\$ 361,172,000	Par	4/22/2009 <sup>4</sup>	\$ 361,172,000	\$ 0	Warrants	12/15/2009	Warrants	\$ 9,599,964
	11/21/2008	First Niagara Financial Group	Lockport	NY	Preferred Stock w/ Warrants	\$ 184,011,000	Par	5/27/2009 <sup>5</sup>	\$ 184,011,000	\$ 0	Warrants	6/24/2009	Warrants <sup>9</sup>	\$ 2,700,000
	11/21/2008	HF Financial Corp.	Sioux Falls	SD	Preferred Stock w/ Warrants	\$ 25,000,000	Par	6/3/2009 <sup>4</sup>	\$ 25,000,000	\$ 0	Warrants	6/30/2009	Warrants	\$ 650,000
	11/21/2008	Centerstate Banks of Florida Inc.	Davenport	FL	Preferred Stock w/ Warrants	\$ 27,875,000	Par	9/30/2009 <sup>5</sup>	\$ 27,875,000	\$ 0	Warrants	10/28/2009	Warrants <sup>9</sup>	\$ 212,000
	11/21/2008	City National Corporation	Beverly Hills	CA	Preferred Stock w/ Warrants	\$ 400,000,000	Par	12/30/2009 <sup>4</sup>	\$ 200,000,000	\$ 200,000,000	Preferred Stock w/ Warrants			
								3/3/2010 <sup>4</sup>	\$ 200,000,000	\$ 0	Warrants	4/7/2010	Warrants	\$ 18,500,000
	11/21/2008	First Community Bankshares Inc.	Bluefield	VA	Preferred Stock w/ Warrants	\$ 41,500,000	Par	7/8/2009 <sup>5</sup>	\$ 41,500,000	\$ 0	Warrants			
	11/21/2008	Western Alliance Bancorporation	Las Vegas	NV	Preferred Stock w/ Warrants	\$ 140,000,000	Par							
	11/21/2008	Webster Financial Corporation	Waterbury	CT	Preferred Stock w/ Warrants	\$ 400,000,000	Par	3/3/2010 <sup>4</sup>	\$ 100,000,000	\$ 300,000,000	Preferred Stock w/ Warrants			
	11/21/2008	Pacific Capital Bancorp	Santa Barbara	CA	Preferred Stock w/ Warrants	\$ 180,634,000	Par							
	11/21/2008	Heritage Commerce Corp.	San Jose	CA	Preferred Stock w/ Warrants	\$ 40,000,000	Par							
	11/21/2008	Ameris Bancorp	Moultrie	GA	Preferred Stock w/ Warrants	\$ 52,000,000	Par							
	11/21/2008	Porter Bancorp Inc.	Louisville	KY	Preferred Stock w/ Warrants	\$ 35,000,000	Par							
	11/21/2008	Banner Corporation	Walla Walla	WA	Preferred Stock w/ Warrants	\$ 124,000,000	Par							
	11/21/2008	Cascade Financial Corporation	Everett	WA	Preferred Stock w/ Warrants	\$ 38,970,000	Par							



Footnote	Purchase Date	Seller			Purchase Details			Capital Repayment Details		Treasury Investment Remaining After Capital Repayment		Final Disposition		
		Name of Institution	City	State	Investment Description	Investment Amount	Pricing Mechanism	Capital Repayment Date	Capital Repayment Amount (Loss) <sup>6</sup>	Remaining Capital Amount	Remaining Investment Description	Final Disposition Date	Disposition Investment Description	Final Disposition Proceeds
	11/21/2008	Columbia Banking System, Inc.	Tacoma	WA	Preferred Stock w/ Warrants	\$ 76,898,000	Par							
	11/21/2008	Heritage Financial Corporation	Olympia	WA	Preferred Stock w/ Warrants	\$ 24,000,000	Par							
	11/21/2008	First PacTrust Bancorp, Inc.	Chula Vista	CA	Preferred Stock w/ Warrants	\$ 19,300,000	Par							
	11/21/2008	Severn Bancorp, Inc.	Annapolis	MD	Preferred Stock w/ Warrants	\$ 23,393,000	Par							
	11/21/2008	Boston Private Financial Holdings, Inc.	Boston	MA	Preferred Stock w/ Warrants	\$ 154,000,000	Par	1/13/2010 <sup>4</sup>	\$ 50,000,000	\$ 104,000,000	Preferred Stock w/ Warrants			
	11/21/2008	Associated Banc-Corp	Green Bay	WI	Preferred Stock w/ Warrants	\$ 525,000,000	Par							
	11/21/2008	Trustmark Corporation	Jackson	MS	Preferred Stock w/ Warrants	\$ 215,000,000	Par	12/9/2009 <sup>4</sup>	\$ 215,000,000	\$ 0	Warrants	12/30/2009	Warrants	R \$ 10,000,000
	11/21/2008	First Community Corporation	Lexington	SC	Preferred Stock w/ Warrants	\$ 11,350,000	Par							
	11/21/2008	Taylor Capital Group	Rosemont	IL	Preferred Stock w/ Warrants	\$ 104,823,000	Par							
	11/21/2008	Nara Bancorp, Inc.	Los Angeles	CA	Preferred Stock w/ Warrants	\$ 67,000,000	Par							
20, 25	12/5/2008	Midwest Banc Holdings, Inc.	Melrose Park	IL	Mandatorily Convertible Preferred Stock w/ Warrants	\$ 89,388,000	Par							
	12/5/2008	MB Financial Inc.	Chicago	IL	Preferred Stock w/ Warrants	\$ 196,000,000	Par							
	12/5/2008	First Midwest Bancorp, Inc.	Itasca	IL	Preferred Stock w/ Warrants	\$ 193,000,000	Par							
	12/5/2008	United Community Banks, Inc.	Blairsville	GA	Preferred Stock w/ Warrants	\$ 180,000,000	Par							
	12/5/2008	WesBanco, Inc.	Wheeling	WV	Preferred Stock w/ Warrants	\$ 75,000,000	Par	9/9/2009 <sup>4</sup>	\$ 75,000,000	\$ 0	Warrants	12/23/2009	Warrants	R \$ 950,000
	12/5/2008	Encore Bancshares Inc.	Houston	TX	Preferred Stock w/ Warrants	\$ 34,000,000	Par							
	12/5/2008	Manhattan Bancorp	El Segundo	CA	Preferred Stock w/ Warrants	\$ 1,700,000	Par	9/16/2009 <sup>4</sup>	\$ 1,700,000	\$ 0	Warrants	10/14/2009	Warrants	R \$ 63,364
	12/5/2008	Iberiabank Corporation	Lafayette	LA	Preferred Stock w/ Warrants	\$ 90,000,000	Par	3/31/2009 <sup>5</sup>	\$ 90,000,000	\$ 0	Warrants	5/20/2009	Warrants <sup>9</sup>	R \$ 1,200,000
	12/5/2008	Eagle Bancorp, Inc.	Bethesda	MD	Preferred Stock w/ Warrants	\$ 38,235,000	Par	12/23/2009 <sup>5</sup>	\$ 15,000,000	\$ 23,235,000	Preferred Stock w/ Warrants			
	12/5/2008	Sandy Spring Bancorp, Inc.	Oiney	MD	Preferred Stock w/ Warrants	\$ 83,094,000	Par							
	12/5/2008	Coastal Banking Company, Inc.	Fernandina Beach	FL	Preferred Stock w/ Warrants	\$ 9,950,000	Par							
	12/5/2008	East West Bancorp	Pasadena	CA	Preferred Stock w/ Warrants	\$ 306,546,000	Par							
26 - 5/18/2010	12/5/2008	South Financial Group, Inc.	Greenville	SC	Preferred Stock w/ Warrants	\$ 347,000,000	Par							
	12/5/2008	Great Southern Bancorp	Springfield	MO	Preferred Stock w/ Warrants	\$ 58,000,000	Par							
	12/5/2008	Cathay General Bancorp	Los Angeles	CA	Preferred Stock w/ Warrants	\$ 258,000,000	Par							
	12/5/2008	Southern Community Financial Corp.	Winston-Salem	NC	Preferred Stock w/ Warrants	\$ 42,750,000	Par							
	12/5/2008	CVB Financial Corp	Ontario	CA	Preferred Stock w/ Warrants	\$ 130,000,000	Par	8/26/2009 <sup>4</sup>	\$ 97,500,000	\$ 32,500,000	Preferred Stock w/ Warrants	10/28/2009	Warrants <sup>9</sup>	R \$ 1,307,000
								9/2/2009 <sup>4</sup>	\$ 32,500,000	\$ 0	Warrants			
	12/5/2008	First Defiance Financial Corp.	Defiance	OH	Preferred Stock w/ Warrants	\$ 37,000,000	Par							
	12/5/2008	First Financial Holdings Inc.	Charleston	SC	Preferred Stock w/ Warrants	\$ 65,000,000	Par							
17	12/5/2008	Superior Bancorp Inc.	Birmingham	AL	Trust Preferred Securities w/ Warrants	\$ 69,000,000	Par							
	12/5/2008	Southwest Bancorp, Inc.	Stillwater	OK	Preferred Stock w/ Warrants	\$ 70,000,000	Par							
12	12/5/2008	Popular, Inc.	San Juan	PR	Trust Preferred Securities w/ Warrants	\$ 935,000,000	Par							
	12/5/2008	Blue Valley Ban Corp	Overland Park	KS	Preferred Stock w/ Warrants	\$ 21,750,000	Par							
	12/5/2008	Central Federal Corporation	Fairlawn	OH	Preferred Stock w/ Warrants	\$ 7,225,000	Par							
	12/5/2008	Bank of Marin Bancorp	Novato	CA	Preferred Stock w/ Warrants	\$ 28,000,000	Par	3/31/2009 <sup>4</sup>	\$ 28,000,000	\$ 0	Warrants			
	12/5/2008	BNC Bancorp	Thomasville	NC	Preferred Stock w/ Warrants	\$ 31,260,000	Par							
	12/5/2008	Central Bancorp, Inc.	Somerville	MA	Preferred Stock w/ Warrants	\$ 10,000,000	Par							
	12/5/2008	Southern Missouri Bancorp, Inc.	Poplar Bluff	MO	Preferred Stock w/ Warrants	\$ 9,550,000	Par							
	12/5/2008	State Bancorp, Inc.	Jericho	NY	Preferred Stock w/ Warrants	\$ 36,842,000	Par							
	12/5/2008	TIB Financial Corp	Naples	FL	Preferred Stock w/ Warrants	\$ 37,000,000	Par							
	12/5/2008	Unity Bancorp, Inc.	Clinton	NJ	Preferred Stock w/ Warrants	\$ 20,649,000	Par							
	12/5/2008	Old Line Bancshares, Inc.	Bowie	MD	Preferred Stock w/ Warrants	\$ 7,000,000	Par	7/15/2009 <sup>4</sup>	\$ 7,000,000	\$ 0	Warrants	9/2/2009	Warrants	R \$ 225,000
	12/5/2008	FPB Bancorp, Inc.	Port St. Lucie	FL	Preferred Stock w/ Warrants	\$ 5,800,000	Par							
24	12/5/2008	Sterling Financial Corporation	Spokane	WA	Preferred Stock w/ Warrants	\$ 303,000,000	Par							
	12/5/2008	Oak Valley Bancorp	Oakdale	CA	Preferred Stock w/ Warrants	\$ 13,500,000	Par							
	12/12/2008	Old National Bancorp	Evansville	IN	Preferred Stock w/ Warrants	\$ 100,000,000	Par	3/31/2009 <sup>4</sup>	\$ 100,000,000	\$ 0	Warrants	5/8/2009	Warrants	R \$ 1,200,000
	12/12/2008	Capital Bank Corporation	Raleigh	NC	Preferred Stock w/ Warrants	\$ 41,279,000	Par							
	12/12/2008	Pacific International Bancorp	Seattle	WA	Preferred Stock w/ Warrants	\$ 6,500,000	Par							
	12/12/2008	SVB Financial Group	Santa Clara	CA	Preferred Stock w/ Warrants	\$ 235,000,000	Par	12/23/2009 <sup>5</sup>	\$ 235,000,000	\$ 0	Warrants			
	12/12/2008	LNB Bancorp Inc.	Lorain	OH	Preferred Stock w/ Warrants	\$ 25,223,000	Par							
	12/12/2008	Wilmington Trust Corporation	Wilmington	DE	Preferred Stock w/ Warrants	\$ 330,000,000	Par							
	12/12/2008	Susquehanna Bancshares, Inc	Lititz	PA	Preferred Stock w/ Warrants	\$ 300,000,000	Par	4/21/2010 <sup>4</sup>	\$ 200,000,000	\$ 100,000,000	Warrants			
	12/12/2008	Signature Bank	New York	NY	Preferred Stock w/ Warrants	\$ 120,000,000	Par	3/31/2009 <sup>4</sup>	\$ 120,000,000	\$ 0	Warrants	3/10/2010	Warrants	A \$ 11,320,751
	12/12/2008	HopFed Bancorp	Hopkinsville	KY	Preferred Stock w/ Warrants	\$ 18,400,000	Par							
	12/12/2008	Citizens Republic Bancorp, Inc.	Flint	MI	Preferred Stock w/ Warrants	\$ 300,000,000	Par							
	12/12/2008	Indiana Community Bancorp	Columbus	IN	Preferred Stock w/ Warrants	\$ 21,500,000	Par							

Footnote	Purchase Date	Seller			Purchase Details			Capital Repayment Details		Treasury Investment Remaining After Capital Repayment		Final Disposition		
		Name of Institution	City	State	Investment Description	Investment Amount	Pricing Mechanism	Capital Repayment Date	Capital Repayment Amount (Loss) <sup>6</sup>	Remaining Capital Amount	Remaining Investment Description	Final Disposition Date	Disposition Investment Description	Final Disposition Proceeds
	12/12/2008	Bank of the Ozarks, Inc.	Little Rock	AR	Preferred Stock w/ Warrants	\$ 75,000,000	Par	11/4/2009 <sup>4</sup>	\$ 75,000,000	\$ 0	Warrants	11/24/2009	Warrants	\$ 2,650,000
	12/12/2008	Center Financial Corporation	Los Angeles	CA	Preferred Stock w/ Warrants	\$ 55,000,000	Par							
	12/12/2008	NewBridge Bancorp	Greensboro	NC	Preferred Stock w/ Warrants	\$ 52,372,000	Par							
	12/12/2008	Sterling Bancshares, Inc.	Houston	TX	Preferred Stock w/ Warrants	\$ 125,198,000	Par	5/5/2009 <sup>4</sup>	\$ 125,198,000	\$ 0	Warrants			
	12/12/2008	The Bancorp, Inc.	Wilmington	DE	Preferred Stock w/ Warrants	\$ 45,220,000	Par	3/10/2010 <sup>5</sup>	\$ 45,220,000	\$ 0	Warrants			
	12/12/2008	TowneBank	Portsmouth	VA	Preferred Stock w/ Warrants	\$ 76,458,000	Par							
	12/12/2008	Wilshire Bancorp, Inc.	Los Angeles	CA	Preferred Stock w/ Warrants	\$ 62,158,000	Par							
	12/12/2008	Valley Financial Corporation	Roanoke	VA	Preferred Stock w/ Warrants	\$ 16,019,000	Par							
22	12/12/2008	Independent Bank Corporation	Ionia	MI	Mandatorily Convertible Preferred Stock w/ Warrants	\$ 74,426,000	Par							
	12/12/2008	Pinnacle Financial Partners, Inc.	Nashville	TN	Preferred Stock w/ Warrants	\$ 95,000,000	Par							
	12/12/2008	First Litchfield Financial Corporation	Litchfield	CT	Preferred Stock w/ Warrants	\$ 10,000,000	Par	4/7/2010 <sup>4</sup>	\$ 10,000,000	\$ 0	Warrants	4/7/2010	Warrants	\$ 1,488,046
	12/12/2008	National Penn Bancshares, Inc.	Boyetown	PA	Preferred Stock w/ Warrants	\$ 150,000,000	Par							
	12/12/2008	Northeast Bancorp	Lewiston	ME	Preferred Stock w/ Warrants	\$ 4,227,000	Par							
	12/12/2008	Citizens South Banking Corporation	Gastonia	NC	Preferred Stock w/ Warrants	\$ 20,500,000	Par							
	12/12/2008	Virginia Commerce Bancorp	Arlington	VA	Preferred Stock w/ Warrants	\$ 71,000,000	Par							
	12/12/2008	Fidelity Bancorp, Inc.	Pittsburgh	PA	Preferred Stock w/ Warrants	\$ 7,000,000	Par							
	12/12/2008	LSB Corporation	North Andover	MA	Preferred Stock w/ Warrants	\$ 15,000,000	Par	11/18/2009 <sup>4</sup>	\$ 15,000,000	\$ 0	Warrants	12/16/2009	Warrants	\$ 560,000
	12/19/2008	Intermountain Community Bancorp	Sandpoint	ID	Preferred Stock w/ Warrants	\$ 27,000,000	Par							
	12/19/2008	Community West Bancshares	Goleta	CA	Preferred Stock w/ Warrants	\$ 15,600,000	Par							
	12/19/2008	Synovus Financial Corp.	Columbus	GA	Preferred Stock w/ Warrants	\$ 967,870,000	Par							
	12/19/2008	Tennessee Commerce Bancorp, Inc.	Franklin	TN	Preferred Stock w/ Warrants	\$ 30,000,000	Par							
	12/19/2008	Community Bankers Trust Corporation	Glen Allen	VA	Preferred Stock w/ Warrants	\$ 17,680,000	Par							
	12/19/2008	BancTrust Financial Group, Inc.	Mobile	AL	Preferred Stock w/ Warrants	\$ 50,000,000	Par							
	12/19/2008	Enterprise Financial Services Corp.	St. Louis	MO	Preferred Stock w/ Warrants	\$ 35,000,000	Par							
	12/19/2008	Mid Penn Bancorp, Inc.	Millersburg	PA	Preferred Stock w/ Warrants	\$ 10,000,000	Par							
	12/19/2008	Summit State Bank	Santa Rosa	CA	Preferred Stock w/ Warrants	\$ 8,500,000	Par							
	12/19/2008	VIST Financial Corp.	Wyomissing	PA	Preferred Stock w/ Warrants	\$ 25,000,000	Par							
	12/19/2008	Wainwright Bank & Trust Company	Boston	MA	Preferred Stock w/ Warrants	\$ 22,000,000	Par	11/24/2009 <sup>4</sup>	\$ 22,000,000	\$ 0	Warrants	12/16/2009	Warrants	\$ 568,700
	12/19/2008	Whitney Holding Corporation	New Orleans	LA	Preferred Stock w/ Warrants	\$ 300,000,000	Par							
	12/19/2008	The Connecticut Bank and Trust Company	Hartford	CT	Preferred Stock w/ Warrants	\$ 5,448,000	Par							
	12/19/2008	CoBiz Financial Inc.	Denver	CO	Preferred Stock w/ Warrants	\$ 64,450,000	Par							
	12/19/2008	Santa Lucia Bancorp	Atascadero	CA	Preferred Stock w/ Warrants	\$ 4,000,000	Par							
	12/19/2008	Seacoast Banking Corporation of Florida	Stuart	FL	Preferred Stock w/ Warrants	\$ 50,000,000	Par							
	12/19/2008	Horizon Bancorp	Michigan City	IN	Preferred Stock w/ Warrants	\$ 25,000,000	Par							
	12/19/2008	Fidelity Southern Corporation	Atlanta	GA	Preferred Stock w/ Warrants	\$ 48,200,000	Par							
	12/19/2008	Community Financial Corporation	Staunton	VA	Preferred Stock w/ Warrants	\$ 12,643,000	Par							
	12/19/2008	Berkshire Hills Bancorp, Inc.	Pittsfield	MA	Preferred Stock w/ Warrants	\$ 40,000,000	Par	5/27/2009 <sup>4</sup>	\$ 40,000,000	\$ 0	Warrants	6/24/2009	Warrants	\$ 1,040,000
	12/19/2008	First California Financial Group, Inc	Westlake Village	CA	Preferred Stock w/ Warrants	\$ 25,000,000	Par							
	12/19/2008	AmeriServ Financial, Inc	Johnstown	PA	Preferred Stock w/ Warrants	\$ 21,000,000	Par							
	12/19/2008	Security Federal Corporation	Aiken	SC	Preferred Stock w/ Warrants	\$ 18,000,000	Par							
	12/19/2008	Wintrust Financial Corporation	Lake Forest	IL	Preferred Stock w/ Warrants	\$ 250,000,000	Par							
	12/19/2008	Flushing Financial Corporation	Lake Success	NY	Preferred Stock w/ Warrants	\$ 70,000,000	Par	10/28/2009 <sup>5</sup>	\$ 70,000,000	\$ 0	Warrants	12/30/2009	Warrants <sup>9</sup>	\$ 900,000
	12/19/2008	Monarch Financial Holdings, Inc.	Chesapeake	VA	Preferred Stock w/ Warrants	\$ 14,700,000	Par	12/23/2009 <sup>5</sup>	\$ 14,700,000	\$ 0	Warrants	2/10/2010	Warrants <sup>9</sup>	\$ 260,000
	12/19/2008	StellarOne Corporation	Charlottesville	VA	Preferred Stock w/ Warrants	\$ 30,000,000	Par							
18	12/19/2008	Union First Market Bankshares Corporation (Union Bankshares Corporation)	Bowling Green	VA	Preferred Stock w/ Warrants	\$ 59,000,000	Par	11/18/2009 <sup>5</sup>	\$ 59,000,000	\$ 0	Warrants	12/23/2009	Warrants <sup>9</sup>	\$ 450,000
	12/19/2008	Tidelands Bancshares, Inc	Mt. Pleasant	SC	Preferred Stock w/ Warrants	\$ 14,448,000	Par							
	12/19/2008	Bancorp Rhode Island, Inc.	Providence	RI	Preferred Stock w/ Warrants	\$ 30,000,000	Par	8/5/2009 <sup>4</sup>	\$ 30,000,000	\$ 0	Warrants	9/30/2009	Warrants	\$ 1,400,000
	12/19/2008	Hawthorn Bancshares, Inc.	Lee's Summit	MO	Preferred Stock w/ Warrants	\$ 30,255,000	Par							
	12/19/2008	The Elmira Savings Bank, FSB	Elmira	NY	Preferred Stock w/ Warrants	\$ 9,090,000	Par							
	12/19/2008	Alliance Financial Corporation	Syracuse	NY	Preferred Stock w/ Warrants	\$ 26,918,000	Par	5/13/2009 <sup>4</sup>	\$ 26,918,000	\$ 0	Warrants	6/17/2009	Warrants	\$ 900,000
	12/19/2008	Heartland Financial USA, Inc.	Dubuque	IA	Preferred Stock w/ Warrants	\$ 81,698,000	Par							
	12/19/2008	Citizens First Corporation	Bowling Green	KY	Preferred Stock w/ Warrants	\$ 8,779,000	Par							
2	12/19/2008	FFW Corporation	Wabash	IN	Preferred Stock w/ Exercised Warrants	\$ 7,289,000	Par							
2	12/19/2008	Plains Capital Corporation	Dallas	TX	Preferred Stock w/ Exercised Warrants	\$ 87,631,000	Par							
2	12/19/2008	Tri-County Financial Corporation	Waldorf	MD	Preferred Stock w/ Exercised Warrants	\$ 15,540,000	Par							
2, 3	12/19/2008	OneUnited Bank	Boston	MA	Preferred Stock	\$ 12,063,000	Par							
2	12/19/2008	Patriot Bancshares, Inc.	Houston	TX	Preferred Stock w/ Exercised Warrants	\$ 26,038,000	Par							
2	12/19/2008	Pacific City Financial Corporation	Los Angeles	CA	Preferred Stock w/ Exercised Warrants	\$ 16,200,000	Par							
2	12/19/2008	Marquette National Corporation	Chicago	IL	Preferred Stock w/ Exercised Warrants	\$ 35,500,000	Par							

Footnote	Purchase Date	Seller			Purchase Details			Capital Repayment Details		Treasury Investment Remaining After Capital Repayment		Final Disposition		
		Name of Institution	City	State	Investment Description	Investment Amount	Pricing Mechanism	Capital Repayment Date	Capital Repayment Amount (Loss) <sup>6</sup>	Remaining Capital Amount	Remaining Investment Description	Final Disposition Date	Disposition Investment Description	Final Disposition Proceeds
2	12/19/2008	Exchange Bank	Santa Rosa	CA	Preferred Stock w/ Exercised Warrants	\$ 43,000,000	Par							
2	12/19/2008	Monadnock Bancorp, Inc.	Peterborough	NH	Preferred Stock w/ Exercised Warrants	\$ 1,834,000	Par							
2	12/19/2008	Bridgeview Bancorp, Inc.	Bridgeview	IL	Preferred Stock w/ Exercised Warrants	\$ 38,000,000	Par							
2	12/19/2008	Fidelity Financial Corporation	Wichita	KS	Preferred Stock w/ Exercised Warrants	\$ 36,282,000	Par							
2	12/19/2008	Patapsco Bancorp, Inc.	Dundalk	MD	Preferred Stock w/ Exercised Warrants	\$ 6,000,000	Par							
2	12/19/2008	NCAL Bancorp	Los Angeles	CA	Preferred Stock w/ Exercised Warrants	\$ 10,000,000	Par							
2	12/19/2008	FCB Bancorp, Inc.	Louisville	KY	Preferred Stock w/ Exercised Warrants	\$ 9,294,000	Par							
	12/23/2008	First Financial Bancorp	Cincinnati	OH	Preferred Stock w/ Warrants	\$ 80,000,000	Par	2/24/2010 <sup>5</sup>	\$ 80,000,000	\$ 0	Warrants			
	12/23/2008	Bridge Capital Holdings	San Jose	CA	Preferred Stock w/ Warrants	\$ 23,864,000	Par							
	12/23/2008	International Bancshares Corporation	Laredo	TX	Preferred Stock w/ Warrants	\$ 216,000,000	Par							
	12/23/2008	First Sound Bank	Seattle	WA	Preferred Stock w/ Warrants	\$ 7,400,000	Par							
	12/23/2008	M&T Bank Corporation	Buffalo	NY	Preferred Stock w/ Warrants	\$ 600,000,000	Par							
	12/23/2008	Emclair Financial Corp.	Emlenton	PA	Preferred Stock w/ Warrants	\$ 7,500,000	Par							
	12/23/2008	Park National Corporation	Newark	OH	Preferred Stock w/ Warrants	\$ 100,000,000	Par							
	12/23/2008	Green Bankshares, Inc.	Greeneville	TN	Preferred Stock w/ Warrants	\$ 72,278,000	Par							
	12/23/2008	Cecil Bancorp, Inc.	Elkton	MD	Preferred Stock w/ Warrants	\$ 11,560,000	Par							
	12/23/2008	Financial Institutions, Inc.	Warsaw	NY	Preferred Stock w/ Warrants	\$ 37,515,000	Par							
	12/23/2008	Fulton Financial Corporation	Lancaster	PA	Preferred Stock w/ Warrants	\$ 376,500,000	Par							
	12/23/2008	United Bancorporation of Alabama, Inc.	Atmore	AL	Preferred Stock w/ Warrants	\$ 10,300,000	Par							
	12/23/2008	MutualFirst Financial, Inc.	Muncie	IN	Preferred Stock w/ Warrants	\$ 32,382,000	Par							
	12/23/2008	BCSB Bancorp, Inc.	Baltimore	MD	Preferred Stock w/ Warrants	\$ 10,800,000	Par							
	12/23/2008	HMN Financial, Inc.	Rochester	MN	Preferred Stock w/ Warrants	\$ 26,000,000	Par							
	12/23/2008	First Community Bank Corporation of America	Pinellas Park	FL	Preferred Stock w/ Warrants	\$ 10,685,000	Par							
	12/23/2008	Sterling Bancorp	New York	NY	Preferred Stock w/ Warrants	\$ 42,000,000	Par							
	12/23/2008	Interinvest Bancshares Corporation	New York	NY	Preferred Stock w/ Warrants	\$ 25,000,000	Par							
	12/23/2008	Peoples Bancorp of North Carolina, Inc.	Newton	NC	Preferred Stock w/ Warrants	\$ 25,054,000	Par							
	12/23/2008	Parkvale Financial Corporation	Monroeville	PA	Preferred Stock w/ Warrants	\$ 31,762,000	Par							
	12/23/2008	Timberland Bancorp, Inc.	Hoquiam	WA	Preferred Stock w/ Warrants	\$ 16,641,000	Par							
	12/23/2008	1st Constitution Bancorp	Cranbury	NJ	Preferred Stock w/ Warrants	\$ 12,000,000	Par							
	12/23/2008	Central Jersey Bancorp	Oakhurst	NJ	Preferred Stock w/ Warrants	\$ 11,300,000	Par							
2	12/23/2008	Western Illinois Bancshares Inc.	Monmouth	IL	Preferred Stock w/ Exercised Warrants	\$ 6,855,000	Par							
2	12/23/2008	Saigon National Bank	Westminster	CA	Preferred Stock w/ Exercised Warrants	\$ 1,549,000	Par							
2	12/23/2008	Capital Pacific Bancorp	Portland	OR	Preferred Stock w/ Exercised Warrants	\$ 4,000,000	Par							
2	12/23/2008	Uwharrie Capital Corp	Albemarle	NC	Preferred Stock w/ Exercised Warrants	\$ 10,000,000	Par							
3	12/23/2008	Mission Valley Bancorp	Sun Valley	CA	Preferred Stock	\$ 5,500,000	Par							
2	12/23/2008	The Little Bank, Incorporated	Kinston	NC	Preferred Stock w/ Exercised Warrants	\$ 7,500,000	Par							
2	12/23/2008	Pacific Commerce Bank	Los Angeles	CA	Preferred Stock w/ Exercised Warrants	\$ 4,060,000	Par							
2	12/23/2008	Citizens Community Bank	South Hill	VA	Preferred Stock w/ Exercised Warrants	\$ 3,000,000	Par							
2	12/23/2008	Seacoast Commerce Bank	Chula Vista	CA	Preferred Stock w/ Exercised Warrants	\$ 1,800,000	Par							
2	12/23/2008	TCNB Financial Corp.	Dayton	OH	Preferred Stock w/ Exercised Warrants	\$ 2,000,000	Par							
2	12/23/2008	Leader Bancorp, Inc.	Arlington	MA	Preferred Stock w/ Exercised Warrants	\$ 5,830,000	Par							
2	12/23/2008	Nicolet Bankshares, Inc.	Green Bay	WI	Preferred Stock w/ Exercised Warrants	\$ 14,964,000	Par							
2	12/23/2008	Magna Bank	Memphis	TN	Preferred Stock w/ Exercised Warrants	\$ 13,795,000	Par	11/24/2009 <sup>4</sup>	\$ 3,455,000	\$ 10,340,000	Preferred Stock <sup>2</sup>			
2	12/23/2008	Western Community Bancshares, Inc.	Palm Desert	CA	Preferred Stock w/ Exercised Warrants	\$ 7,290,000	Par							
2	12/23/2008	Community Investors Bancorp, Inc.	Bucyrus	OH	Preferred Stock w/ Exercised Warrants	\$ 2,600,000	Par							
2	12/23/2008	Capital Bancorp, Inc.	Rockville	MD	Preferred Stock w/ Exercised Warrants	\$ 4,700,000	Par							
2	12/23/2008	Cache Valley Banking Company	Logan	UT	Preferred Stock w/ Exercised Warrants	\$ 4,767,000	Par							
2	12/23/2008	Citizens Bancorp	Nevada City	CA	Preferred Stock w/ Exercised Warrants	\$ 10,400,000	Par							
2	12/23/2008	Tennessee Valley Financial Holdings, Inc.	Oak Ridge	TN	Preferred Stock w/ Exercised Warrants	\$ 3,000,000	Par							
2	12/23/2008	Pacific Coast Bankers' Bancshares	San Francisco	CA	Preferred Stock w/ Exercised Warrants	\$ 11,600,000	Par							
	12/31/2008	SunTrust Banks, Inc.	Atlanta	GA	Preferred Stock w/ Warrants	\$ 1,350,000,000	Par							
	12/31/2008	The PNC Financial Services Group Inc.	Pittsburgh	PA	Preferred Stock w/ Warrants	\$ 7,579,200,000	Par	2/10/2010 <sup>4</sup>	\$ 7,579,200,000	\$ 0	Warrants	4/29/2010	Warrants	A \$ 324,195,686
	12/31/2008	Fifth Third Bancorp	Cincinnati	OH	Preferred Stock w/ Warrants	\$ 3,408,000,000	Par							
	12/31/2008	Hampton Roads Bankshares, Inc.	Norfolk	VA	Preferred Stock w/ Warrants	\$ 80,347,000	Par							
16	12/31/2008	CIT Group Inc.	New York	NY	Contingent Value Rights	\$ 2,330,000,000	Par	2/8/2010 <sup>16</sup>	\$ (2,330,000,000)	\$ 0	N/A	N/A	N/A	N/A
	12/31/2008	West Bancorporation, Inc.	West Des Moines	IA	Preferred Stock w/ Warrants	\$ 36,000,000	Par							
2	12/31/2008	First Banks, Inc.	Clayton	MO	Preferred Stock w/ Exercised Warrants	\$ 295,400,000	Par							
1a, 1b	1/9/2009	Bank of America Corporation	Charlotte	NC	Preferred Stock w/ Warrants	\$ 10,000,000,000	Par	12/9/2009 <sup>4</sup>	\$ 10,000,000,000	\$ 0	Warrants	3/3/2010	Warrants <sup>16</sup>	A \$ 124,228,646
	1/9/2009	FirstMerit Corporation	Akron	OH	Preferred Stock w/ Warrants	\$ 125,000,000	Par	4/22/2009 <sup>4</sup>	\$ 125,000,000	\$ 0	Warrants	5/27/2009	Warrants	R \$ 5,025,000
	1/9/2009	Farmers Capital Bank Corporation	Frankfort	KY	Preferred Stock w/ Warrants	\$ 30,000,000	Par							

Footnote	Purchase Date	Seller			Purchase Details			Capital Repayment Details		Treasury Investment Remaining After Capital Repayment		Final Disposition		
		Name of Institution	City	State	Investment Description	Investment Amount	Pricing Mechanism	Capital Repayment Date	Capital Repayment Amount (Loss) <sup>6</sup>	Remaining Capital Amount	Remaining Investment Description	Final Disposition Date	Disposition Investment Description	Final Disposition Proceeds
	1/9/2009	Peapack-Gladstone Financial Corporation	Gladstone	NJ	Preferred Stock w/ Warrants	\$ 28,685,000	Par	1/6/2010 <sup>4</sup>	\$ 7,172,000	\$ 21,513,000	Preferred Stock w/ Warrants			
	1/9/2009	Commerce National Bank	Newport Beach	CA	Preferred Stock w/ Warrants	\$ 5,000,000	Par	10/7/2009 <sup>4</sup>	\$ 5,000,000	\$ 0	Warrants			
	1/9/2009	The First Bancorp, Inc.	Damariscotta	ME	Preferred Stock w/ Warrants	\$ 25,000,000	Par							
	1/9/2009	Sun Bancorp, Inc.	Vineland	NJ	Preferred Stock w/ Warrants	\$ 89,310,000	Par	4/8/2009 <sup>4</sup>	\$ 89,310,000	\$ 0	Warrants	5/27/2009	Warrants	R \$ 2,100,000
	1/9/2009	Crescent Financial Corporation	Cary	NC	Preferred Stock w/ Warrants	\$ 24,900,000	Par							
	1/9/2009	American Express Company	New York	NY	Preferred Stock w/ Warrants	\$ 3,388,890,000	Par	6/17/2009 <sup>4</sup>	\$ 3,388,890,000	\$ 0	Warrants	7/29/2009	Warrants	R \$ 340,000,000
	1/9/2009	Central Pacific Financial Corp.	Honolulu	HI	Preferred Stock w/ Warrants	\$ 135,000,000	Par							
	1/9/2009	Centrue Financial Corporation	St. Louis	MO	Preferred Stock w/ Warrants	\$ 32,668,000	Par							
	1/9/2009	Eastern Virginia Bankshares, Inc.	Tappahannock	VA	Preferred Stock w/ Warrants	\$ 24,000,000	Par							
	1/9/2009	Colony Bancorp, Inc.	Fitzgerald	GA	Preferred Stock w/ Warrants	\$ 28,000,000	Par							
	1/9/2009	Independent Bank Corp.	Rockland	MA	Preferred Stock w/ Warrants	\$ 78,158,000	Par	4/22/2009 <sup>4</sup>	\$ 78,158,000	\$ 0	Warrants	5/27/2009	Warrants	R \$ 2,200,000
	1/9/2009	Cadence Financial Corporation	Starkville	MS	Preferred Stock w/ Warrants	\$ 44,000,000	Par							
	1/9/2009	LCNB Corp.	Lebanon	OH	Preferred Stock w/ Warrants	\$ 13,400,000	Par	10/21/2009 <sup>4</sup>	\$ 13,400,000	\$ 0	Warrants			
	1/9/2009	Center Bancorp, Inc.	Union	NJ	Preferred Stock w/ Warrants	\$ 10,000,000	Par							
	1/9/2009	F.N.B. Corporation	Hermitage	PA	Preferred Stock w/ Warrants	\$ 100,000,000	Par	9/9/2009 <sup>4</sup>	\$ 100,000,000	\$ 0	Warrants			
	1/9/2009	C&F Financial Corporation	West Point	VA	Preferred Stock w/ Warrants	\$ 20,000,000	Par							
	1/9/2009	North Central Bancshares, Inc.	Fort Dodge	IA	Preferred Stock w/ Warrants	\$ 10,200,000	Par							
	1/9/2009	Carolina Bank Holdings, Inc.	Greensboro	NC	Preferred Stock w/ Warrants	\$ 16,000,000	Par							
	1/9/2009	First Bancorp	Troy	NC	Preferred Stock w/ Warrants	\$ 65,000,000	Par							
	1/9/2009	First Financial Service Corporation	Elizabethtown	KY	Preferred Stock w/ Warrants	\$ 20,000,000	Par							
	1/9/2009	Codorus Valley Bancorp, Inc.	York	PA	Preferred Stock w/ Warrants	\$ 16,500,000	Par							
	1/9/2009	MidSouth Bancorp, Inc.	Lafayette	LA	Preferred Stock w/ Warrants	\$ 20,000,000	Par							
	1/9/2009	First Security Group, Inc.	Chattanooga	TN	Preferred Stock w/ Warrants	\$ 33,000,000	Par							
	1/9/2009	Shore Bancshares, Inc.	Easton	MD	Preferred Stock w/ Warrants	\$ 25,000,000	Par	4/15/2009 <sup>4</sup>	\$ 25,000,000	\$ 0	Warrants			
2	1/9/2009	The Queensborough Company	Louisville	GA	Preferred Stock w/ Exercised Warrants	\$ 12,000,000	Par							
2	1/9/2009	American State Bancshares, Inc.	Great Bend	KS	Preferred Stock w/ Exercised Warrants	\$ 6,000,000	Par							
2	1/9/2009	Security California Bancorp	Riverside	CA	Preferred Stock w/ Exercised Warrants	\$ 6,815,000	Par							
2	1/9/2009	Security Business Bancorp	San Diego	CA	Preferred Stock w/ Exercised Warrants	\$ 5,803,000	Par							
2	1/9/2009	Sound Banking Company	Morehead City	NC	Preferred Stock w/ Exercised Warrants	\$ 3,070,000	Par							
3	1/9/2009	Mission Community Bancorp	San Luis Obispo	CA	Preferred Stock	\$ 5,116,000	Par							
2	1/9/2009	Redwood Financial Inc.	Redwood Falls	MN	Preferred Stock w/ Exercised Warrants	\$ 2,995,000	Par							
2	1/9/2009	Surrey Bancorp	Mount Airy	NC	Preferred Stock w/ Exercised Warrants	\$ 2,000,000	Par							
2	1/9/2009	Independence Bank	East Greenwich	RI	Preferred Stock w/ Exercised Warrants	\$ 1,065,000	Par							
2	1/9/2009	Valley Community Bank	Pleasanton	CA	Preferred Stock w/ Exercised Warrants	\$ 5,500,000	Par							
2	1/9/2009	Rising Sun Bancorp	Rising Sun	MD	Preferred Stock w/ Exercised Warrants	\$ 5,983,000	Par							
2	1/9/2009	Community Trust Financial Corporation	Ruston	LA	Preferred Stock w/ Exercised Warrants	\$ 24,000,000	Par							
2	1/9/2009	GrandSouth Bancorporation	Greenville	SC	Preferred Stock w/ Exercised Warrants	\$ 9,000,000	Par							
2	1/9/2009	Texas National Bancorporation	Jacksonville	TX	Preferred Stock w/ Exercised Warrants	\$ 3,981,000	Par	5/19/2010 <sup>4</sup>	\$ 3,981,000	\$ 0	Preferred Stock <sup>2</sup>	5/19/2010	Preferred Stock <sup>2,7</sup>	R \$ 199,000
2	1/9/2009	Congaree Bancshares, Inc.	Cayce	SC	Preferred Stock w/ Exercised Warrants	\$ 3,285,000	Par							
2	1/9/2009	New York Private Bank & Trust Corporation	New York	NY	Preferred Stock w/ Exercised Warrants	\$ 267,274,000	Par							
	1/16/2009	Home Bancshares, Inc.	Conway	AR	Preferred Stock w/ Warrants	\$ 50,000,000	Par							
	1/16/2009	Washington Banking Company	Oak Harbor	WA	Preferred Stock w/ Warrants	\$ 26,380,000	Par							
	1/16/2009	New Hampshire Thrift Bancshares, Inc.	Newport	NH	Preferred Stock w/ Warrants	\$ 10,000,000	Par							
	1/16/2009	Bar Harbor Bankshares	Bar Harbor	ME	Preferred Stock w/ Warrants	\$ 18,751,000	Par	2/24/2010 <sup>5</sup>	\$ 18,751,000	\$ 0	Warrants			
	1/16/2009	Somerset Hills Bancorp	Bernardsville	NJ	Preferred Stock w/ Warrants	\$ 7,414,000	Par	5/20/2009 <sup>4</sup>	\$ 7,414,000	\$ 0	Warrants	6/24/2009	Warrants	R \$ 275,000
	1/16/2009	SCBT Financial Corporation	Columbia	SC	Preferred Stock w/ Warrants	\$ 64,779,000	Par	5/20/2009 <sup>4</sup>	\$ 64,779,000	\$ 0	Warrants	6/24/2009	Warrants	R \$ 1,400,000
	1/16/2009	S&T Bancorp	Indiana	PA	Preferred Stock w/ Warrants	\$ 108,676,000	Par							
	1/16/2009	ECB Bancorp, Inc.	Engelhard	NC	Preferred Stock w/ Warrants	\$ 17,949,000	Par							
	1/16/2009	First BanCorp	San Juan	PR	Preferred Stock w/ Warrants	\$ 400,000,000	Par							
	1/16/2009	Texas Capital Bancshares, Inc.	Dallas	TX	Preferred Stock w/ Warrants	\$ 75,000,000	Par	5/13/2009 <sup>4</sup>	\$ 75,000,000	\$ 0	Warrants	3/11/2010	Warrants	A \$ 6,709,061
	1/16/2009	Yadkin Valley Financial Corporation	Elkin	NC	Preferred Stock w/ Warrants	\$ 36,000,000	Par							
3	1/16/2009	Carver Bancorp, Inc.	New York	NY	Preferred Stock	\$ 18,980,000	Par							
	1/16/2009	Citizens & Northern Corporation	Wellsboro	PA	Preferred Stock w/ Warrants	\$ 26,440,000	Par							
	1/16/2009	MainSource Financial Group, Inc.	Greensburg	IN	Preferred Stock w/ Warrants	\$ 57,000,000	Par							
	1/16/2009	MetroCorp Bancshares, Inc.	Houston	TX	Preferred Stock w/ Warrants	\$ 45,000,000	Par							
	1/16/2009	United Bancorp, Inc.	Tecumseh	MI	Preferred Stock w/ Warrants	\$ 20,600,000	Par							
	1/16/2009	Old Second Bancorp, Inc.	Aurora	IL	Preferred Stock w/ Warrants	\$ 73,000,000	Par							
	1/16/2009	Pulaski Financial Corp	Creve Coeur	MO	Preferred Stock w/ Warrants	\$ 32,538,000	Par							
	1/16/2009	OceanFirst Financial Corp.	Toms River	NJ	Preferred Stock w/ Warrants	\$ 38,263,000	Par	12/30/2009 <sup>5</sup>	\$ 38,263,000	\$ 0	Warrants	2/3/2010	Warrants <sup>9</sup>	R \$ 430,797

Footnote	Purchase Date	Seller			Purchase Details			Capital Repayment Details		Treasury Investment Remaining After Capital Repayment		Final Disposition		
		Name of Institution	City	State	Investment Description	Investment Amount	Pricing Mechanism	Capital Repayment Date	Capital Repayment Amount (Loss) <sup>6</sup>	Remaining Capital Amount	Remaining Investment Description	Final Disposition Date	Disposition Investment Description <sup>15</sup>	Final Disposition Proceeds
2	1/16/2009	Community 1st Bank	Roseville	CA	Preferred Stock w/ Exercised Warrants	\$ 2,550,000	Par							
2	1/16/2009	TCB Holding Company, Texas Community Bank	The Woodlands	TX	Preferred Stock w/ Exercised Warrants	\$ 11,730,000	Par							
2	1/16/2009	Centra Financial Holdings, Inc.	Morgantown	WV	Preferred Stock w/ Exercised Warrants	\$ 15,000,000	Par	3/31/2009 <sup>4</sup>	\$ 15,000,000	\$ 0	Preferred Stock <sup>2</sup>	4/15/2009	Preferred Stock <sup>2,7</sup>	R \$ 750,000
2	1/16/2009	First Bankers Trustshares, Inc.	Quincy	IL	Preferred Stock w/ Exercised Warrants	\$ 10,000,000	Par							
2, 19	1/16/2009	Pacific Coast National Bancorp	San Clemente	CA	Preferred Stock w/ Exercised Warrants	\$ 4,120,000	Par	2/11/2010 <sup>19</sup>	\$ (4,120,000)	\$ 0	N/A	N/A	N/A	N/A
3	1/16/2009	Community Bank of the Bay	Oakland	CA	Preferred Stock	\$ 1,747,000	Par							
2	1/16/2009	Redwood Capital Bancorp	Eureka	CA	Preferred Stock w/ Exercised Warrants	\$ 3,800,000	Par							
2	1/16/2009	Syringa Bancorp	Boise	ID	Preferred Stock w/ Exercised Warrants	\$ 8,000,000	Par							
2	1/16/2009	Idaho Bancorp	Boise	ID	Preferred Stock w/ Exercised Warrants	\$ 6,900,000	Par							
2	1/16/2009	Puget Sound Bank	Bellevue	WA	Preferred Stock w/ Exercised Warrants	\$ 4,500,000	Par							
2	1/16/2009	United Financial Banking Companies, Inc.	Vienna	VA	Preferred Stock w/ Exercised Warrants	\$ 5,658,000	Par							
2	1/16/2009	Dickinson Financial Corporation II	Kansas City	MO	Preferred Stock w/ Exercised Warrants	\$ 146,053,000	Par							
2	1/16/2009	The Baraboo Bancorporation	Baraboo	WI	Preferred Stock w/ Exercised Warrants	\$ 20,749,000	Par							
2	1/16/2009	Bank of Commerce	Charlotte	NC	Preferred Stock w/ Exercised Warrants	\$ 3,000,000	Par							
2	1/16/2009	State Bankshares, Inc.	Fargo	ND	Preferred Stock w/ Exercised Warrants	\$ 50,000,000	Par	8/12/2009 <sup>4</sup>	\$ 12,500,000	\$ 37,500,000	Preferred Stock <sup>2</sup>			
2	1/16/2009	BNCCORP, Inc.	Bismarck	ND	Preferred Stock w/ Exercised Warrants	\$ 20,093,000	Par							
2	1/16/2009	First Maniwoc Bancorp, Inc.	Maniwoc	WI	Preferred Stock w/ Exercised Warrants	\$ 12,000,000	Par	5/27/2009 <sup>4</sup>	\$ 12,000,000	\$ 0	Preferred Stock <sup>2</sup>	5/27/2009	Preferred Stock <sup>2,7</sup>	R \$ 600,000
3	1/16/2009	Southern Bancorp, Inc.	Arkadelphia	AR	Preferred Stock	\$ 11,000,000	Par							
2	1/16/2009	Morrill Bancshares, Inc.	Merriam	KS	Preferred Stock w/ Exercised Warrants	\$ 13,000,000	Par							
2	1/16/2009	Treaty Oak Bancorp, Inc.	Austin	TX	Preferred Stock w/ Exercised Warrants	\$ 3,268,000	Par							
	1/23/2009	1st Source Corporation	South Bend	IN	Preferred Stock w/ Warrants	\$ 111,000,000	Par							
	1/23/2009	Princeton National Bancorp, Inc.	Princeton	IL	Preferred Stock w/ Warrants	\$ 25,083,000	Par							
	1/23/2009	AB&T Financial Corporation	Gastonia	NC	Preferred Stock w/ Warrants	\$ 3,500,000	Par							
	1/23/2009	First Citizens Banc Corp	Sandusky	OH	Preferred Stock w/ Warrants	\$ 23,184,000	Par							
	1/23/2009	WSFS Financial Corporation	Wilmington	DE	Preferred Stock w/ Warrants	\$ 52,625,000	Par							
2	1/23/2009	Commonwealth Business Bank	Los Angeles	CA	Preferred Stock w/ Exercised Warrants	\$ 7,701,000	Par							
2, 13 - 12/4/2009	1/23/2009	Three Shores Bancorporation, Inc. (Seaside National Bank & Trust)	Orlando	FL	Preferred Stock w/ Exercised Warrants	\$ 5,677,000	Par							
2	1/23/2009	CalWest Bancorp	Rancho Santa Margarita	CA	Preferred Stock w/ Exercised Warrants	\$ 4,656,000	Par							
2	1/23/2009	Fresno First Bank	Fresno	CA	Preferred Stock w/ Exercised Warrants	\$ 1,968,000	Par							
2	1/23/2009	First ULB Corp.	Oakland	CA	Preferred Stock w/ Exercised Warrants	\$ 4,900,000	Par	4/22/2009 <sup>4</sup>	\$ 4,900,000	\$ 0	Preferred Stock <sup>2</sup>	4/22/2009	Preferred Stock <sup>2,7</sup>	R \$ 245,000
2	1/23/2009	Alarion Financial Services, Inc.	Ocala	FL	Preferred Stock w/ Exercised Warrants	\$ 6,514,000	Par							
2	1/23/2009	Midland States Bancorp, Inc.	Effingham	IL	Preferred Stock w/ Exercised Warrants	\$ 10,189,000	Par	12/23/2009 <sup>4</sup>	\$ 10,189,000	\$ 0	Preferred Stock <sup>2</sup>	12/23/2009	Preferred Stock <sup>2,7</sup>	R \$ 509,000
2	1/23/2009	Moscow Bancshares, Inc.	Moscow	TN	Preferred Stock w/ Exercised Warrants	\$ 6,216,000	Par							
2	1/23/2009	Farmers Bank	Windsor	VA	Preferred Stock w/ Exercised Warrants	\$ 8,752,000	Par							
2	1/23/2009	California Oaks State Bank	Thousand Oaks	CA	Preferred Stock w/ Exercised Warrants	\$ 3,300,000	Par							
2	1/23/2009	Pierce County Bancorp	Tacoma	WA	Preferred Stock w/ Exercised Warrants	\$ 6,800,000	Par							
2	1/23/2009	Calvert Financial Corporation	Ashland	MO	Preferred Stock w/ Exercised Warrants	\$ 1,037,000	Par							
2	1/23/2009	Liberty Bancshares, Inc.	Jonesboro	AR	Preferred Stock w/ Exercised Warrants	\$ 57,500,000	Par							
2	1/23/2009	Crosstown Holding Company	Blaine	MN	Preferred Stock w/ Exercised Warrants	\$ 10,650,000	Par							
2	1/23/2009	BankFirst Capital Corporation	Macon	MS	Preferred Stock w/ Exercised Warrants	\$ 15,500,000	Par							
2	1/23/2009	Southern Illinois Bancorp, Inc.	Carmi	IL	Preferred Stock w/ Exercised Warrants	\$ 5,000,000	Par							
2	1/23/2009	FPB Financial Corp.	Hammond	LA	Preferred Stock w/ Exercised Warrants	\$ 3,240,000	Par	12/16/2009 <sup>4</sup>	\$ 1,000,000	\$ 2,240,000	Preferred Stock <sup>2</sup>			
2	1/23/2009	Stonebridge Financial Corp.	West Chester	PA	Preferred Stock w/ Exercised Warrants	\$ 10,973,000	Par							
	1/30/2009	Peoples Bancorp Inc.	Marietta	OH	Preferred Stock w/ Warrants	\$ 39,000,000	Par							
	1/30/2009	Anchor Bancorp Wisconsin Inc.	Madison	WI	Preferred Stock w/ Warrants	\$ 110,000,000	Par							
	1/30/2009	Parke Bancorp, Inc.	Sewell	NJ	Preferred Stock w/ Warrants	\$ 16,288,000	Par							
	1/30/2009	Central Virginia Bankshares, Inc.	Powhatan	VA	Preferred Stock w/ Warrants	\$ 11,385,000	Par							
	1/30/2009	Flagstar Bancorp, Inc.	Troy	MI	Preferred Stock w/ Warrants	\$ 266,657,000	Par							
	1/30/2009	Middleburg Financial Corporation	Middleburg	VA	Preferred Stock w/ Warrants	\$ 22,000,000	Par	12/23/2009 <sup>5</sup>	\$ 22,000,000	\$ 0	Warrants			
	1/30/2009	Peninsula Bank Holding Co.	Palo Alto	CA	Preferred Stock w/ Warrants	\$ 6,000,000	Par							
	1/30/2009	PrivateBancorp, Inc.	Chicago	IL	Preferred Stock w/ Warrants	\$ 243,815,000	Par							
	1/30/2009	Central Valley Community Bancorp	Fresno	CA	Preferred Stock w/ Warrants	\$ 7,000,000	Par							
	1/30/2009	Plumas Bancorp	Quincy	CA	Preferred Stock w/ Warrants	\$ 11,949,000	Par							
	1/30/2009	Stewardship Financial Corporation	Midland Park	NJ	Preferred Stock w/ Warrants	\$ 10,000,000	Par							
	1/30/2009	Oak Ridge Financial Services, Inc.	Oak Ridge	NC	Preferred Stock w/ Warrants	\$ 7,700,000	Par							
	1/30/2009	First United Corporation	Oakland	MD	Preferred Stock w/ Warrants	\$ 30,000,000	Par							
	1/30/2009	Community Partners Bancorp	Middletown	NJ	Preferred Stock w/ Warrants	\$ 9,000,000	Par							
	1/30/2009	Guaranty Federal Bancshares, Inc.	Springfield	MO	Preferred Stock w/ Warrants	\$ 17,000,000	Par							
	1/30/2009	Annapolis Bancorp, Inc.	Annapolis	MD	Preferred Stock w/ Warrants	\$ 8,152,000	Par							

Footnote	Purchase Date	Seller			Purchase Details			Capital Repayment Details		Treasury Investment Remaining After Capital Repayment		Final Disposition		
		Name of Institution	City	State	Investment Description	Investment Amount	Pricing Mechanism	Capital Repayment Date	Capital Repayment Amount (Loss) <sup>6</sup>	Remaining Capital Amount	Remaining Investment Description	Final Disposition Date	Disposition Investment Description	Final Disposition Proceeds
	1/30/2009	DNB Financial Corporation	Downingtown	PA	Preferred Stock w/ Warrants	\$ 11,750,000	Par							
	1/30/2009	Firstbank Corporation	Alma	MI	Preferred Stock w/ Warrants	\$ 33,000,000	Par							
2	1/30/2009	Valley Commerce Bancorp	Visalia	CA	Preferred Stock w/ Exercised Warrants	\$ 7,700,000	Par							
2	1/30/2009	Greer Bancshares Incorporated	Greer	SC	Preferred Stock w/ Exercised Warrants	\$ 9,993,000	Par							
2	1/30/2009	Ojai Community Bank	Ojai	CA	Preferred Stock w/ Exercised Warrants	\$ 2,080,000	Par							
2	1/30/2009	Adbanc, Inc	Ogallala	NE	Preferred Stock w/ Exercised Warrants	\$ 12,720,000	Par							
2	1/30/2009	Beach Business Bank	Manhattan Beach	CA	Preferred Stock w/ Exercised Warrants	\$ 6,000,000	Par							
3	1/30/2009	Legacy Bancorp, Inc.	Milwaukee	WI	Preferred Stock	\$ 5,498,000	Par							
2	1/30/2009	First Southern Bancorp, Inc.	Boca Raton	FL	Preferred Stock w/ Exercised Warrants	\$ 10,900,000	Par							
2	1/30/2009	Country Bank Shares, Inc.	Milford	NE	Preferred Stock w/ Exercised Warrants	\$ 7,525,000	Par							
2	1/30/2009	Katahdin Bankshares Corp.	Houlton	ME	Preferred Stock w/ Exercised Warrants	\$ 10,449,000	Par							
2	1/30/2009	Rogers Bancshares, Inc.	Little Rock	AR	Preferred Stock w/ Exercised Warrants	\$ 25,000,000	Par							
2	1/30/2009	UBT Bancshares, Inc.	Marysville	KS	Preferred Stock w/ Exercised Warrants	\$ 8,950,000	Par							
2	1/30/2009	Bankers' Bank of the West Bancorp, Inc.	Denver	CO	Preferred Stock w/ Exercised Warrants	\$ 12,639,000	Par							
2	1/30/2009	W.T.B. Financial Corporation	Spokane	WA	Preferred Stock w/ Exercised Warrants	\$ 110,000,000	Par							
2	1/30/2009	AMB Financial Corp.	Munster	IN	Preferred Stock w/ Exercised Warrants	\$ 3,674,000	Par							
2	1/30/2009	Goldwater Bank, N.A.	Scottsdale	AZ	Preferred Stock w/ Exercised Warrants	\$ 2,568,000	Par							
2	1/30/2009	Equity Bancshares, Inc.	Wichita	KS	Preferred Stock w/ Exercised Warrants	\$ 8,750,000	Par							
2, 13 - 10/30/2009	1/30/2009	WashingtonFirst Bankshares, Inc. (WashingtonFirst Bank)	Reston	VA	Preferred Stock w/ Exercised Warrants	\$ 6,633,000	Par							
2	1/30/2009	Central Bancshares, Inc.	Houston	TX	Preferred Stock w/ Exercised Warrants	\$ 5,800,000	Par							
2	1/30/2009	Hilltop Community Bancorp, Inc.	Summit	NJ	Preferred Stock w/ Exercised Warrants	\$ 4,000,000	Par	4/21/2010 <sup>4</sup>	\$ 4,000,000	\$ 0	Preferred Stock <sup>2</sup>	4/21/2010	Preferred Stock <sup>2,7</sup>	\$ 200,000
2	1/30/2009	Northway Financial, Inc.	Berlin	NH	Preferred Stock w/ Exercised Warrants	\$ 10,000,000	Par							
2	1/30/2009	Monument Bank	Bethesda	MD	Preferred Stock w/ Exercised Warrants	\$ 4,734,000	Par							
2	1/30/2009	Metro City Bank	Doraville	GA	Preferred Stock w/ Exercised Warrants	\$ 7,700,000	Par							
2	1/30/2009	F & M Bancshares, Inc.	Trezevant	TN	Preferred Stock w/ Exercised Warrants	\$ 4,609,000	Par							
2	1/30/2009	First Resource Bank	Exton	PA	Preferred Stock w/ Exercised Warrants	\$ 2,600,000	Par							
	2/6/2009	MidWestOne Financial Group, Inc.	Iowa City	IA	Preferred Stock w/ Warrants	\$ 16,000,000	Par							
	2/6/2009	Lakeland Bancorp, Inc.	Oak Ridge	NJ	Preferred Stock w/ Warrants	\$ 59,000,000	Par							
	2/6/2009	Monarch Community Bancorp, Inc.	Coldwater	MI	Preferred Stock w/ Warrants	\$ 6,785,000	Par							
	2/6/2009	The First Bancshares, Inc.	Hattiesburg	MS	Preferred Stock w/ Warrants	\$ 5,000,000	Par							
	2/6/2009	Carolina Trust Bank	Lincolnton	NC	Preferred Stock w/ Warrants	\$ 4,000,000	Par							
	2/6/2009	Alaska Pacific Bancshares, Inc.	Juneau	AK	Preferred Stock w/ Warrants	\$ 4,781,000	Par							
3	2/6/2009	PGB Holdings, Inc.	Chicago	IL	Preferred Stock	\$ 3,000,000	Par							
2	2/6/2009	The Freeport State Bank	Harper	KS	Preferred Stock w/ Exercised Warrants	\$ 301,000	Par							
2	2/6/2009	Stockmens Financial Corporation	Rapid City	SD	Preferred Stock w/ Exercised Warrants	\$ 15,568,000	Par							
2	2/6/2009	US Metro Bank	Garden Grove	CA	Preferred Stock w/ Exercised Warrants	\$ 2,861,000	Par							
2	2/6/2009	First Express of Nebraska, Inc.	Gering	NE	Preferred Stock w/ Exercised Warrants	\$ 5,000,000	Par							
2	2/6/2009	Mercantile Capital Corp.	Boston	MA	Preferred Stock w/ Exercised Warrants	\$ 3,500,000	Par							
2	2/6/2009	Citizens Commerce Bancshares, Inc.	Versailles	KY	Preferred Stock w/ Exercised Warrants	\$ 6,300,000	Par							
3	2/6/2009	Liberty Financial Services, Inc.	New Orleans	LA	Preferred Stock	\$ 5,645,000	Par							
2	2/6/2009	Lone Star Bank	Houston	TX	Preferred Stock w/ Exercised Warrants	\$ 3,072,000	Par							
18	2/6/2009	Union First Market Bankshares Corporation (First Market Bank, FSB)	Bowling Green	VA	Preferred Stock	\$ 33,900,000	Par							
2	2/6/2009	Banner County Ban Corporation	Harrisburg	NE	Preferred Stock w/ Exercised Warrants	\$ 795,000	Par							
2	2/6/2009	Centrix Bank & Trust	Bedford	NH	Preferred Stock w/ Exercised Warrants	\$ 7,500,000	Par							
2	2/6/2009	Todd Bancshares, Inc.	Hopkinsville	KY	Preferred Stock w/ Exercised Warrants	\$ 4,000,000	Par							
2	2/6/2009	Georgia Commerce Bancshares, Inc.	Atlanta	GA	Preferred Stock w/ Exercised Warrants	\$ 8,700,000	Par							
2	2/6/2009	First Bank of Charleston, Inc.	Charleston	WV	Preferred Stock w/ Exercised Warrants	\$ 3,345,000	Par							
2	2/6/2009	F & M Financial Corporation	Salisbury	NC	Preferred Stock w/ Exercised Warrants	\$ 17,000,000	Par							
2	2/6/2009	The Bank of Currituck	Moyock	NC	Preferred Stock w/ Exercised Warrants	\$ 4,021,000	Par							
2	2/6/2009	CedarStone Bank	Lebanon	TN	Preferred Stock w/ Exercised Warrants	\$ 3,564,000	Par							
2	2/6/2009	Community Holding Company of Florida, Inc.	Miramar Beach	FL	Preferred Stock w/ Exercised Warrants	\$ 1,050,000	Par							
2	2/6/2009	Hyperion Bank	Philadelphia	PA	Preferred Stock w/ Exercised Warrants	\$ 1,552,000	Par							
2, 13 - 2/10/2010	2/6/2009	Pascack Bancorp, Inc. (Pascack Community Bank)	Westwood	NJ	Preferred Stock w/ Exercised Warrants	\$ 3,756,000	Par							
2	2/6/2009	First Western Financial, Inc.	Denver	CO	Preferred Stock w/ Exercised Warrants	\$ 8,559,000	Par							
	2/13/2009	QCR Holdings, Inc.	Moline	IL	Preferred Stock w/ Warrants	\$ 38,237,000	Par							
	2/13/2009	Westamerica Bancorporation	San Rafael	CA	Preferred Stock w/ Warrants	\$ 83,726,000	Par	9/2/2009 <sup>4</sup>	\$ 41,863,000	\$ 41,863,000	Preferred Stock w/ Warrants			
								11/18/2009 <sup>4</sup>	\$ 41,863,000	\$ 0	Warrants			

Footnote	Purchase Date	Seller			Purchase Details			Capital Repayment Details		Treasury Investment Remaining After Capital Repayment		Final Disposition		
		Name of Institution	City	State	Investment Description	Investment Amount	Pricing Mechanism	Capital Repayment Date	Capital Repayment Amount (Loss) <sup>6</sup>	Remaining Capital Amount	Remaining Investment Description	Final Disposition Date	Disposition Investment Description	Final Disposition Proceeds
	2/13/2009	The Bank of Kentucky Financial Corporation	Crestview Hills	KY	Preferred Stock w/ Warrants	\$ 34,000,000	Par							
	2/13/2009	PremierWest Bancorp	Medford	OR	Preferred Stock w/ Warrants	\$ 41,400,000	Par							
	2/13/2009	Carrollton Bancorp	Baltimore	MD	Preferred Stock w/ Warrants	\$ 9,201,000	Par							
	2/13/2009	FNB United Corp.	Asheboro	NC	Preferred Stock w/ Warrants	\$ 51,500,000	Par							
2	2/13/2009	First Menasha Bancshares, Inc.	Neenah	WI	Preferred Stock w/ Exercised Warrants	\$ 4,797,000	Par							
2	2/13/2009	1st Enterprise Bank	Los Angeles	CA	Preferred Stock w/ Exercised Warrants	\$ 4,400,000	Par							
2	2/13/2009	DeSoto County Bank	Horn Lake	MS	Preferred Stock w/ Exercised Warrants	\$ 1,173,000	Par							
2	2/13/2009	Security Bancshares of Pulaski County, Inc.	Waynesville	MO	Preferred Stock w/ Exercised Warrants	\$ 2,152,000	Par							
2	2/13/2009	State Capital Corporation	Greenwood	MS	Preferred Stock w/ Exercised Warrants	\$ 15,000,000	Par							
2	2/13/2009	BankGreenville	Greenville	SC	Preferred Stock w/ Exercised Warrants	\$ 1,000,000	Par							
2	2/13/2009	Corning Savings and Loan Association	Coming	AR	Preferred Stock w/ Exercised Warrants	\$ 638,000	Par							
2	2/13/2009	Financial Security Corporation	Basin	WY	Preferred Stock w/ Exercised Warrants	\$ 5,000,000	Par							
2	2/13/2009	ColoEast Bankshares, Inc.	Lamar	CO	Preferred Stock w/ Exercised Warrants	\$ 10,000,000	Par							
2	2/13/2009	Santa Clara Valley Bank, N.A.	Santa Paula	CA	Preferred Stock w/ Exercised Warrants	\$ 2,900,000	Par							
2	2/13/2009	Reliance Bancshares, Inc.	Frontenac	MO	Preferred Stock w/ Exercised Warrants	\$ 40,000,000	Par							
2	2/13/2009	Regional Bankshares, Inc.	Hartsville	SC	Preferred Stock w/ Exercised Warrants	\$ 1,500,000	Par							
2	2/13/2009	Peoples Bancorp	Lynden	WA	Preferred Stock w/ Exercised Warrants	\$ 18,000,000	Par							
2	2/13/2009	First Choice Bank	Cerritos	CA	Preferred Stock w/ Exercised Warrants	\$ 2,200,000	Par							
2	2/13/2009	Gregg Bancshares, Inc.	Ozark	MO	Preferred Stock w/ Exercised Warrants	\$ 825,000	Par							
2	2/13/2009	Hometown Bancshares, Inc.	Corbin	KY	Preferred Stock w/ Exercised Warrants	\$ 1,900,000	Par							
2	2/13/2009	Midwest Regional Bancorp, Inc.	Festus	MO	Preferred Stock w/ Exercised Warrants	\$ 700,000	Par	11/10/2009 <sup>4</sup>	\$ 700,000	\$ 0	Preferred Stock <sup>2</sup>	11/10/2009	Preferred Stock <sup>2,7</sup>	\$ 35,000
2	2/13/2009	Bern Bancshares, Inc.	Bern	KS	Preferred Stock w/ Exercised Warrants	\$ 985,000	Par							
2	2/13/2009	Northwest Bancorporation, Inc.	Spokane	WA	Preferred Stock w/ Exercised Warrants	\$ 10,500,000	Par							
2	2/13/2009	Liberty Bancshares, Inc.	Springfield	MO	Preferred Stock w/ Exercised Warrants	\$ 21,900,000	Par							
2	2/13/2009	F&M Financial Corporation	Clarksville	TN	Preferred Stock w/ Exercised Warrants	\$ 17,243,000	Par							
2	2/13/2009	Meridian Bank	Devon	PA	Preferred Stock w/ Exercised Warrants	\$ 6,200,000	Par							
2	2/13/2009	Northwest Commercial Bank	Lakewood	WA	Preferred Stock w/ Exercised Warrants	\$ 1,992,000	Par							
	2/20/2009	Royal Bancshares of Pennsylvania, Inc.	Narberth	PA	Preferred Stock w/ Warrants	\$ 30,407,000	Par							
	2/20/2009	First Merchants Corporation	Muncie	IN	Preferred Stock w/ Warrants	\$ 116,000,000	Par							
	2/20/2009	Northern States Financial Corporation	Waukegan	IL	Preferred Stock w/ Warrants	\$ 17,211,000	Par							
2	2/20/2009	Sonoma Valley Bancorp	Sonoma	CA	Preferred Stock w/ Exercised Warrants	\$ 8,653,000	Par							
2	2/20/2009	Guaranty Bancorp, Inc.	Woodsville	NH	Preferred Stock w/ Exercised Warrants	\$ 6,920,000	Par							
2	2/20/2009	The Private Bank of California	Los Angeles	CA	Preferred Stock w/ Exercised Warrants	\$ 5,450,000	Par							
2	2/20/2009	Lafayette Bancorp, Inc.	Oxford	MS	Preferred Stock w/ Exercised Warrants	\$ 1,998,000	Par							
2	2/20/2009	Liberty Shares, Inc.	Hinesville	GA	Preferred Stock w/ Exercised Warrants	\$ 17,280,000	Par							
2	2/20/2009	White River Bancshares Company	Fayetteville	AR	Preferred Stock w/ Exercised Warrants	\$ 16,800,000	Par							
2	2/20/2009	United American Bank	San Mateo	CA	Preferred Stock w/ Exercised Warrants	\$ 8,700,000	Par							
2	2/20/2009	Crazy Woman Creek Bancorp, Inc.	Buffalo	WY	Preferred Stock w/ Exercised Warrants	\$ 3,100,000	Par							
2	2/20/2009	First Priority Financial Corp.	Malvern	PA	Preferred Stock w/ Exercised Warrants	\$ 4,579,000	Par							
2	2/20/2009	Mid-Wisconsin Financial Services, Inc.	Medford	WI	Preferred Stock w/ Exercised Warrants	\$ 10,000,000	Par							
2	2/20/2009	Market Bancorporation, Inc.	New Market	MN	Preferred Stock w/ Exercised Warrants	\$ 2,060,000	Par							
2	2/20/2009	Hometown Bancorp of Alabama, Inc.	Oneonta	AL	Preferred Stock w/ Exercised Warrants	\$ 3,250,000	Par							
2	2/20/2009	Security State Bancshares, Inc.	Charleston	MO	Preferred Stock w/ Exercised Warrants	\$ 12,500,000	Par							
2	2/20/2009	CBB Bancorp	Cartersville	GA	Preferred Stock w/ Exercised Warrants	\$ 2,644,000	Par							
2	2/20/2009	BancPlus Corporation	Ridgeland	MS	Preferred Stock w/ Exercised Warrants	\$ 48,000,000	Par							
2	2/20/2009	Central Community Corporation	Temple	TX	Preferred Stock w/ Exercised Warrants	\$ 22,000,000	Par							
2	2/20/2009	First BancTrust Corporation	Paris	IL	Preferred Stock w/ Exercised Warrants	\$ 7,350,000	Par							
2	2/20/2009	Premier Service Bank	Riverside	CA	Preferred Stock w/ Exercised Warrants	\$ 4,000,000	Par							
2	2/20/2009	Florida Business BancGroup, Inc.	Tampa	FL	Preferred Stock w/ Exercised Warrants	\$ 9,495,000	Par							
2	2/20/2009	Hamilton State Bancshares	Hoschton	GA	Preferred Stock w/ Exercised Warrants	\$ 7,000,000	Par							
	2/27/2009	Lakeland Financial Corporation	Warsaw	IN	Preferred Stock w/ Warrants	\$ 56,044,000	Par							
	2/27/2009	First M&F Corporation	Kosciusko	MS	Preferred Stock w/ Warrants	\$ 30,000,000	Par							
	2/27/2009	Southern First Bancshares, Inc.	Greenville	SC	Preferred Stock w/ Warrants	\$ 17,299,000	Par							
	2/27/2009	Integra Bank Corporation	Evansville	IN	Preferred Stock w/ Warrants	\$ 83,586,000	Par							
2	2/27/2009	Community First Inc.	Columbia	TN	Preferred Stock w/ Exercised Warrants	\$ 17,806,000	Par							
2	2/27/2009	BNC Financial Group, Inc.	New Canaan	CT	Preferred Stock w/ Exercised Warrants	\$ 4,797,000	Par							
2	2/27/2009	California Bank of Commerce	Lafayette	CA	Preferred Stock w/ Exercised Warrants	\$ 4,000,000	Par							
2	2/27/2009	Columbine Capital Corp.	Buena Vista	CO	Preferred Stock w/ Exercised Warrants	\$ 2,260,000	Par							
2	2/27/2009	National Bancshares, Inc.	Bettendorf	IA	Preferred Stock w/ Exercised Warrants	\$ 24,664,000	Par							
2	2/27/2009	First State Bank of Mobeetie	Mobeetie	TX	Preferred Stock w/ Exercised Warrants	\$ 731,000	Par	4/14/2010 <sup>4</sup>	\$ 731,000	\$ 0	Preferred Stock <sup>2</sup>	4/14/2010	Preferred Stock <sup>2,7</sup>	\$ 37,000

Footnote	Purchase Date	Seller			Purchase Details			Capital Repayment Details		Treasury Investment Remaining After Capital Repayment		Final Disposition		
		Name of Institution	City	State	Investment Description	Investment Amount	Pricing Mechanism	Capital Repayment Date	Capital Repayment Amount (Loss) <sup>6</sup>	Remaining Capital Amount	Remaining Investment Description	Final Disposition Date	Disposition Investment Description	Final Disposition Proceeds
2	2/27/2009	Ridgestone Financial Services, Inc.	Brookfield	WI	Preferred Stock w/ Exercised Warrants	\$ 10,900,000	Par							
2	2/27/2009	Community Business Bank	West Sacramento	CA	Preferred Stock w/ Exercised Warrants	\$ 3,976,000	Par							
2	2/27/2009	D.L. Evans Bancorp	Burley	ID	Preferred Stock w/ Exercised Warrants	\$ 19,891,000	Par							
2	2/27/2009	TriState Capital Holdings, Inc.	Pittsburgh	PA	Preferred Stock w/ Exercised Warrants	\$ 23,000,000	Par							
2	2/27/2009	Green City Bancshares, Inc.	Green City	MO	Preferred Stock w/ Exercised Warrants	\$ 651,000	Par							
2	2/27/2009	First Gothenburg Bancshares, Inc.	Gothenburg	NE	Preferred Stock w/ Exercised Warrants	\$ 7,570,000	Par							
2	2/27/2009	Green Circle Investments, Inc.	Clive	IA	Preferred Stock w/ Exercised Warrants	\$ 2,400,000	Par							
2	2/27/2009	Private Bancorporation, Inc.	Minneapolis	MN	Preferred Stock w/ Exercised Warrants	\$ 4,960,000	Par							
2	2/27/2009	Regent Capital Corporation	Nowata	OK	Preferred Stock w/ Exercised Warrants	\$ 2,655,000	Par							
2	2/27/2009	Central Bancorp, Inc.	Garland	TX	Preferred Stock w/ Exercised Warrants	\$ 22,500,000	Par							
2	2/27/2009	Medallion Bank	Salt Lake City	UT	Preferred Stock w/ Exercised Warrants	\$ 11,800,000	Par							
2	2/27/2009	PSB Financial Corporation	Many	LA	Preferred Stock w/ Exercised Warrants	\$ 9,270,000	Par							
2	2/27/2009	Avenue Financial Holdings, Inc.	Nashville	TN	Preferred Stock w/ Exercised Warrants	\$ 7,400,000	Par							
2	2/27/2009	Howard Bancorp, Inc.	Ellicott City	MD	Preferred Stock w/ Exercised Warrants	\$ 5,983,000	Par							
2	2/27/2009	FNB Bancorp	South San Francisco	CA	Preferred Stock w/ Exercised Warrants	\$ 12,000,000	Par							
2, 13 - 12/4/2009	2/27/2009	The Victory Bancorp, Inc. (The Victory Bank)	Limerick	PA	Preferred Stock w/ Exercised Warrants	\$ 541,000	Par							
2	2/27/2009	Catskill Hudson Bancorp, Inc	Rock Hill	NY	Preferred Stock w/ Exercised Warrants	\$ 3,000,000	Par							
2	2/27/2009	Midtown Bank & Trust Company	Atlanta	GA	Preferred Stock w/ Exercised Warrants	\$ 5,222,000	Par							
	3/6/2009	HCSB Financial Corporation	Loris	SC	Preferred Stock w/ Warrants	\$ 12,895,000	Par							
	3/6/2009	First Busey Corporation	Urbana	IL	Preferred Stock w/ Warrants	\$ 100,000,000	Par							
	3/6/2009	First Federal Bancshares of Arkansas, Inc.	Harrison	AR	Preferred Stock w/ Warrants	\$ 16,500,000	Par							
3	3/6/2009	Citizens Bancshares Corporation	Atlanta	GA	Preferred Stock	\$ 7,462,000	Par							
2	3/6/2009	ICB Financial	Ontario	CA	Preferred Stock w/ Exercised Warrants	\$ 6,000,000	Par							
2	3/6/2009	First Texas BHC, Inc.	Fort Worth	TX	Preferred Stock w/ Exercised Warrants	\$ 13,533,000	Par							
2	3/6/2009	Farmers & Merchants Bancshares, Inc.	Houston	TX	Preferred Stock w/ Exercised Warrants	\$ 11,000,000	Par							
2	3/6/2009	Blue Ridge Bancshares, Inc.	Independence	MO	Preferred Stock w/ Exercised Warrants	\$ 12,000,000	Par							
2	3/6/2009	First Reliance Bancshares, Inc.	Florence	SC	Preferred Stock w/ Exercised Warrants	\$ 15,349,000	Par							
2	3/6/2009	Merchants and Planters Bancshares, Inc.	Toone	TN	Preferred Stock w/ Exercised Warrants	\$ 1,881,000	Par							
2	3/6/2009	First Southwest Bancorporation, Inc.	Alamosa	CO	Preferred Stock w/ Exercised Warrants	\$ 5,500,000	Par							
2	3/6/2009	Germantown Capital Corporation, Inc.	Germantown	TN	Preferred Stock w/ Exercised Warrants	\$ 4,967,000	Par							
2	3/6/2009	BOH Holdings, Inc.	Houston	TX	Preferred Stock w/ Exercised Warrants	\$ 10,000,000	Par							
2	3/6/2009	AmeriBank Holding Company	Collinsville	OK	Preferred Stock w/ Exercised Warrants	\$ 2,492,000	Par							
2	3/6/2009	Highlands Independent Bancshares, Inc.	Sebring	FL	Preferred Stock w/ Exercised Warrants	\$ 6,700,000	Par							
2	3/6/2009	Pinnacle Bank Holding Company, Inc.	Orange City	FL	Preferred Stock w/ Exercised Warrants	\$ 4,389,000	Par							
2	3/6/2009	Blue River Bancshares, Inc.	Shelbyville	IN	Preferred Stock w/ Exercised Warrants	\$ 5,000,000	Par							
2	3/6/2009	Marine Bank & Trust Company	Vero Beach	FL	Preferred Stock w/ Exercised Warrants	\$ 3,000,000	Par							
2	3/6/2009	Community Bancshares of Kansas, Inc.	Goff	KS	Preferred Stock w/ Exercised Warrants	\$ 500,000	Par							
2	3/6/2009	Regent Bancorp, Inc.	Davie	FL	Preferred Stock w/ Exercised Warrants	\$ 9,982,000	Par							
2	3/6/2009	Park Bancorporation, Inc.	Madison	WI	Preferred Stock w/ Exercised Warrants	\$ 23,200,000	Par							
2	3/6/2009	PeoplesSouth Bancshares, Inc.	Colquitt	GA	Preferred Stock w/ Exercised Warrants	\$ 12,325,000	Par							
	3/13/2009	First Place Financial Corp.	Warren	OH	Preferred Stock w/ Warrants	\$ 72,927,000	Par							
	3/13/2009	Salisbury Bancorp, Inc.	Lakeville	CT	Preferred Stock w/ Warrants	\$ 8,816,000	Par							
	3/13/2009	First Northern Community Bancorp	Dixon	CA	Preferred Stock w/ Warrants	\$ 17,390,000	Par							
	3/13/2009	Discover Financial Services	Riverwoods	IL	Preferred Stock w/ Warrants	\$ 1,224,558,000	Par	4/21/2010 <sup>4</sup>	\$ 1,224,558,000	\$ 0	Warrants			
	3/13/2009	Provident Community Bancshares, Inc.	Rock Hill	SC	Preferred Stock w/ Warrants	\$ 9,266,000	Par							
3	3/13/2009	First American International Corp.	Brooklyn	NY	Preferred Stock	\$ 17,000,000	Par							
2	3/13/2009	BancIndependent, Inc.	Sheffield	AL	Preferred Stock w/ Exercised Warrants	\$ 21,100,000	Par							
2	3/13/2009	Haviland Bancshares, Inc.	Haviland	KS	Preferred Stock w/ Exercised Warrants	\$ 425,000	Par							
2	3/13/2009	1st United Bancorp, Inc.	Boca Raton	FL	Preferred Stock w/ Exercised Warrants	\$ 10,000,000	Par	11/18/2009 <sup>4</sup>	\$ 10,000,000	\$ 0	Preferred Stock <sup>2</sup>	11/18/2009	Preferred Stock <sup>2,7</sup>	\$ 500,000
2	3/13/2009	Madison Financial Corporation	Richmond	KY	Preferred Stock w/ Exercised Warrants	\$ 3,370,000	Par							
2	3/13/2009	First National Corporation	Strasburg	VA	Preferred Stock w/ Exercised Warrants	\$ 13,900,000	Par							
2	3/13/2009	St. Johns Bancshares, Inc.	St. Louis	MO	Preferred Stock w/ Exercised Warrants	\$ 3,000,000	Par							
2	3/13/2009	Blackhawk Bancorp, Inc.	Beloit	WI	Preferred Stock w/ Exercised Warrants	\$ 10,000,000	Par							
2, 3a - 11/13/2009	3/13/2009	IBW Financial Corporation	Washington	DC	Preferred Stock	\$ 6,000,000	Par							
2	3/13/2009	Butler Point, Inc.	Catlin	IL	Preferred Stock w/ Exercised Warrants	\$ 607,000	Par							
2	3/13/2009	Bank of George	Las Vegas	NV	Preferred Stock w/ Exercised Warrants	\$ 2,672,000	Par							
2	3/13/2009	Moneytree Corporation	Lenoir City	TN	Preferred Stock w/ Exercised Warrants	\$ 9,516,000	Par							
2	3/13/2009	Sovereign Bancshares, Inc.	Dallas	TX	Preferred Stock w/ Exercised Warrants	\$ 18,215,000	Par							
2	3/13/2009	First Intercontinental Bank	Doraville	GA	Preferred Stock w/ Exercised Warrants	\$ 6,398,000	Par							



Footnote	Purchase Date	Seller			Purchase Details			Capital Repayment Details		Treasury Investment Remaining After Capital Repayment		Final Disposition		
		Name of Institution	City	State	Investment Description	Investment Amount	Pricing Mechanism	Capital Repayment Date	Capital Repayment Amount (Loss) <sup>6</sup>	Remaining Capital Amount	Remaining Investment Description	Final Disposition Date	Disposition Investment Description	Final Disposition Proceeds
	3/20/2009	Heritage Oaks Bancorp	Paso Robles	CA	Preferred Stock w/ Warrants	\$ 21,000,000	Par							
2	3/20/2009	Community First Bancshares Inc.	Union City	TN	Preferred Stock w/ Exercised Warrants	\$ 20,000,000	Par							
2	3/20/2009	First NBC Bank Holding Company	New Orleans	LA	Preferred Stock w/ Exercised Warrants	\$ 17,836,000	Par							
2	3/20/2009	First Colebrook Bancorp, Inc.	Colebrook	NH	Preferred Stock w/ Exercised Warrants	\$ 4,500,000	Par							
2	3/20/2009	Kirksville Bancorp, Inc.	Kirksville	MO	Preferred Stock w/ Exercised Warrants	\$ 470,000	Par							
2	3/20/2009	Peoples Bancshares of TN, Inc	Madisonville	TN	Preferred Stock w/ Exercised Warrants	\$ 3,900,000	Par							
2	3/20/2009	Premier Bank Holding Company	Tallahassee	FL	Preferred Stock w/ Exercised Warrants	\$ 9,500,000	Par							
2	3/20/2009	Citizens Bank & Trust Company	Covington	LA	Preferred Stock w/ Exercised Warrants	\$ 2,400,000	Par							
2	3/20/2009	Farmers & Merchants Financial Corporation	Argonia	KS	Preferred Stock w/ Exercised Warrants	\$ 442,000	Par							
2	3/20/2009	Farmers State Bankshares, Inc.	Holton	KS	Preferred Stock w/ Exercised Warrants	\$ 700,000	Par							
2	3/27/2009	SBT Bancorp, Inc.	Simsbury	CT	Preferred Stock w/ Exercised Warrants	\$ 4,000,000	Par							
2	3/27/2009	CSRA Bank Corp.	Wrens	GA	Preferred Stock w/ Exercised Warrants	\$ 2,400,000	Par							
2	3/27/2009	Trinity Capital Corporation	Los Alamos	NM	Preferred Stock w/ Exercised Warrants	\$ 35,539,000	Par							
2	3/27/2009	Clover Community Bankshares, Inc.	Clover	SC	Preferred Stock w/ Exercised Warrants	\$ 3,000,000	Par							
2	3/27/2009	Pathway Bancorp	Cairo	NE	Preferred Stock w/ Exercised Warrants	\$ 3,727,000	Par							
2	3/27/2009	Colonial American Bank	West Conshohocken	PA	Preferred Stock w/ Exercised Warrants	\$ 574,000	Par							
2	3/27/2009	MS Financial, Inc.	Kingwood	TX	Preferred Stock w/ Exercised Warrants	\$ 7,723,000	Par							
2	3/27/2009	Triad Bancorp, Inc.	Frontenac	MO	Preferred Stock w/ Exercised Warrants	\$ 3,700,000	Par							
2	3/27/2009	Alpine Banks of Colorado	Glenwood Springs	CO	Preferred Stock w/ Exercised Warrants	\$ 70,000,000	Par							
2	3/27/2009	Naples Bancorp, Inc.	Naples	FL	Preferred Stock w/ Exercised Warrants	\$ 4,000,000	Par							
2	3/27/2009	CBS Banc-Corp.	Russellville	AL	Preferred Stock w/ Exercised Warrants	\$ 24,300,000	Par							
2	3/27/2009	IBT Bancorp, Inc.	Irving	TX	Preferred Stock w/ Exercised Warrants	\$ 2,295,000	Par							
2	3/27/2009	Spirit BankCorp, Inc.	Bristow	OK	Preferred Stock w/ Exercised Warrants	\$ 30,000,000	Par							
2	3/27/2009	Maryland Financial Bank	Towson	MD	Preferred Stock w/ Exercised Warrants	\$ 1,700,000	Par							
2, 3	4/3/2009	First Capital Bancorp, Inc.	Glen Ellen	VA	Preferred Stock w/ Warrants	\$ 10,958,000	Par							
2	4/3/2009	Tri-State Bank of Memphis	Memphis	TN	Preferred Stock	\$ 2,795,000	Par							
2	4/3/2009	Fortune Financial Corporation	Arnold	MO	Preferred Stock w/ Exercised Warrants	\$ 3,100,000	Par							
2	4/3/2009	BancStar, Inc.	Festus	MO	Preferred Stock w/ Exercised Warrants	\$ 8,600,000	Par							
2	4/3/2009	Titonka Bancshares, Inc	Titonka	IA	Preferred Stock w/ Exercised Warrants	\$ 2,117,000	Par							
2	4/3/2009	Millennium Bancorp, Inc.	Edwards	CO	Preferred Stock w/ Exercised Warrants	\$ 7,260,000	Par							
2	4/3/2009	TriSummit Bank	Kingsport	TN	Preferred Stock w/ Exercised Warrants	\$ 2,765,000	Par							
2	4/3/2009	Prairie Star Bancshares, Inc.	Olathe	KS	Preferred Stock w/ Exercised Warrants	\$ 2,800,000	Par							
2	4/3/2009	Community First Bancshares, Inc.	Harrison	AR	Preferred Stock w/ Exercised Warrants	\$ 12,725,000	Par							
2	4/3/2009	BCB Holding Company, Inc.	Theodore	AL	Preferred Stock w/ Exercised Warrants	\$ 1,706,000	Par							
2, 3	4/10/2009	City National Bancshares Corporation	Newark	NJ	Preferred Stock	\$ 9,439,000	Par							
2	4/10/2009	First Business Bank, N.A.	San Diego	CA	Preferred Stock w/ Exercised Warrants	\$ 2,211,000	Par							
2	4/10/2009	SV Financial, Inc.	Sterling	IL	Preferred Stock w/ Exercised Warrants	\$ 4,000,000	Par							
2	4/10/2009	Capital Commerce Bancorp, Inc.	Milwaukee	WI	Preferred Stock w/ Exercised Warrants	\$ 5,100,000	Par							
2	4/10/2009	Metropolitan Capital Bancorp, Inc.	Chicago	IL	Preferred Stock w/ Exercised Warrants	\$ 2,040,000	Par							
2	4/17/2009	Bank of the Carolinas Corporation	Mocksville	NC	Preferred Stock w/ Warrants	\$ 13,179,000	Par							
2	4/17/2009	Penn Liberty Financial Corp.	Wayne	PA	Preferred Stock w/ Exercised Warrants	\$ 9,960,000	Par							
2	4/17/2009	Tifton Banking Company	Tifton	GA	Preferred Stock w/ Exercised Warrants	\$ 3,800,000	Par							
2	4/17/2009	Patterson Bancshares, Inc	Patterson	LA	Preferred Stock w/ Exercised Warrants	\$ 3,690,000	Par							
2	4/17/2009	BNB Financial Services Corporation	New York	NY	Preferred Stock w/ Exercised Warrants	\$ 7,500,000	Par							
2	4/17/2009	Omega Capital Corp.	Lakewood	CO	Preferred Stock w/ Exercised Warrants	\$ 2,816,000	Par							
2	4/24/2009	Mackinac Financial Corporation	Manistique	MI	Preferred Stock w/ Warrants	\$ 11,000,000	Par							
2	4/24/2009	Birmingham Bloomfield Bancshares, Inc	Birmingham	MI	Preferred Stock w/ Exercised Warrants	\$ 1,635,000	Par							
2	4/24/2009	Vision Bank - Texas	Richardson	TX	Preferred Stock w/ Exercised Warrants	\$ 1,500,000	Par							
2	4/24/2009	Oregon Bancorp, Inc.	Salem	OR	Preferred Stock w/ Exercised Warrants	\$ 3,216,000	Par							
2	4/24/2009	Peoples Bancorporation, Inc.	Easley	SC	Preferred Stock w/ Exercised Warrants	\$ 12,660,000	Par							
2	4/24/2009	Indiana Bank Corp.	Dana	IN	Preferred Stock w/ Exercised Warrants	\$ 1,312,000	Par							
2	4/24/2009	Business Bancshares, Inc.	Clayton	MO	Preferred Stock w/ Exercised Warrants	\$ 15,000,000	Par							
2	4/24/2009	Standard Bancshares, Inc.	Hickory Hills	IL	Preferred Stock w/ Exercised Warrants	\$ 60,000,000	Par							
2	4/24/2009	York Traditions Bank	York	PA	Preferred Stock w/ Exercised Warrants	\$ 4,871,000	Par							
2	4/24/2009	Grand Capital Corporation	Tulsa	OK	Preferred Stock w/ Exercised Warrants	\$ 4,000,000	Par							
2	4/24/2009	Allied First Bancorp, Inc.	Oswego	IL	Preferred Stock w/ Exercised Warrants	\$ 3,652,000	Par							
8	4/24/2009	Frontier Bancshares, Inc.	Austin	TX	Subordinated Debentures w/ Exercised Warrants	\$ 3,000,000	Par	11/24/2009 <sup>4</sup>	\$ 1,600,000	\$ 1,400,000	Subordinated Debentures <sup>5</sup>			
	5/1/2009	Village Bank and Trust Financial Corp	Midlothian	VA	Preferred Stock w/ Warrants	\$ 14,738,000	Par							
2	5/1/2009	CenterBank	Milford	OH	Preferred Stock w/ Exercised Warrants	\$ 2,250,000	Par							

Footnote	Purchase Date	Seller			Purchase Details			Capital Repayment Details		Treasury Investment Remaining After Capital Repayment		Final Disposition		
		Name of Institution	City	State	Investment Description	Investment Amount	Pricing Mechanism	Capital Repayment Date	Capital Repayment Amount (Loss) <sup>6</sup>	Remaining Capital Amount	Remaining Investment Description	Final Disposition Date	Disposition Investment Description	Final Disposition Proceeds
2	5/1/2009	Georgia Primary Bank	Atlanta	GA	Preferred Stock w/ Exercised Warrants	\$ 4,500,000	Par							
2	5/1/2009	Union Bank & Trust Company	Oxford	NC	Preferred Stock w/ Exercised Warrants	\$ 3,194,000	Par							
2	5/1/2009	HPK Financial Corporation	Chicago	IL	Preferred Stock w/ Exercised Warrants	\$ 4,000,000	Par							
8	5/1/2009	OSB Financial Services, Inc.	Orange	TX	Subordinated Debentures w/ Exercised Warrants	\$ 6,100,000	Par							
8	5/1/2009	Security State Bank Holding-Company	Jamestown	ND	Subordinated Debentures w/ Exercised Warrants	\$ 10,750,000	Par							
2	5/8/2009	Highlands State Bank	Vernon	NJ	Preferred Stock w/ Exercised Warrants	\$ 3,091,000	Par							
2	5/8/2009	One Georgia Bank	Atlanta	GA	Preferred Stock w/ Exercised Warrants	\$ 5,500,000	Par							
2	5/8/2009	Gateway Bancshares, Inc.	Ringgold	GA	Preferred Stock w/ Exercised Warrants	\$ 6,000,000	Par							
8	5/8/2009	Freepoint Bancshares, Inc.	Freepoint	IL	Subordinated Debentures w/ Exercised Warrants	\$ 3,000,000	Par							
8	5/8/2009	Investors Financial Corporation of Pettis County, Inc.	Sedalia	MO	Subordinated Debentures w/ Exercised Warrants	\$ 4,000,000	Par							
8	5/8/2009	Sword Financial Corporation	Horicon	WI	Subordinated Debentures w/ Exercised Warrants	\$ 13,644,000	Par							
3, 8	5/8/2009	Premier Bancorp, Inc.	Wilmette	IL	Subordinated Debentures	\$ 6,784,000	Par							
	5/15/2009	Mercantile Bank Corporation	Grand Rapids	MI	Preferred Stock w/ Warrants	\$ 21,000,000	Par							
2	5/15/2009	Northern State Bank	Closter	NJ	Preferred Stock w/ Exercised Warrants	\$ 1,341,000	Par							
2	5/15/2009	Western Reserve Bancorp, Inc.	Medina	OH	Preferred Stock w/ Exercised Warrants	\$ 4,700,000	Par							
2	5/15/2009	Community Financial Shares, Inc.	Glen Ellyn	IL	Preferred Stock w/ Exercised Warrants	\$ 6,970,000	Par							
2	5/15/2009	Worthington Financial Holdings, Inc.	Huntsville	AL	Preferred Stock w/ Exercised Warrants	\$ 2,720,000	Par							
2	5/15/2009	First Community Bancshares, Inc.	Overland Park	KS	Preferred Stock w/ Exercised Warrants	\$ 14,800,000	Par							
2	5/15/2009	Southern Heritage Bancshares, Inc.	Cleveland	TN	Preferred Stock w/ Exercised Warrants	\$ 4,862,000	Par							
2	5/15/2009	Foresight Financial Group, Inc.	Rockford	IL	Preferred Stock w/ Exercised Warrants	\$ 15,000,000	Par							
3, 8	5/15/2009	IBC Bancorp, Inc.	Chicago	IL	Subordinated Debentures	\$ 4,205,000	Par							
8	5/15/2009	Boscobel Bancorp, Inc.	Boscobel	WI	Subordinated Debentures w/ Exercised Warrants	\$ 5,586,000	Par							
8	5/15/2009	Brogan Bankshares, Inc.	Kaukauna	WI	Subordinated Debentures w/ Exercised Warrants	\$ 2,400,000	Par							
8	5/15/2009	Riverside Bancshares, Inc.	Little Rock	AR	Subordinated Debentures w/ Exercised Warrants	\$ 1,100,000	Par							
8	5/15/2009	Deerfield Financial Corporation	Deerfield	WI	Subordinated Debentures w/ Exercised Warrants	\$ 2,639,000	Par							
8	5/15/2009	Market Street Bancshares, Inc.	Mt. Vernon	IL	Subordinated Debentures w/ Exercised Warrants	\$ 20,300,000	Par							
2	5/22/2009	The Landrum Company	Columbia	MO	Preferred Stock w/ Exercised Warrants	\$ 15,000,000	Par							
2	5/22/2009	First Advantage Bancshares Inc.	Coon Rapids	MN	Preferred Stock w/ Exercised Warrants	\$ 1,177,000	Par							
2	5/22/2009	Fort Lee Federal Savings Bank	Fort Lee	NJ	Preferred Stock w/ Exercised Warrants	\$ 1,300,000	Par							
2	5/22/2009	Blackridge Financial, Inc.	Fargo	ND	Preferred Stock w/ Exercised Warrants	\$ 5,000,000	Par							
2	5/22/2009	Illinois State Bancorp, Inc.	Chicago	IL	Preferred Stock w/ Exercised Warrants	\$ 6,272,000	Par							
2	5/22/2009	Universal Bancorp	Bloomfield	IN	Preferred Stock w/ Exercised Warrants	\$ 9,900,000	Par							
2	5/22/2009	Franklin Bancorp, Inc.	Washington	MO	Preferred Stock w/ Exercised Warrants	\$ 5,097,000	Par							
8	5/22/2009	Commonwealth Bancshares, Inc.	Louisville	KY	Subordinated Debentures w/ Exercised Warrants	\$ 20,400,000	Par							
8	5/22/2009	Premier Financial Corp	Dubuque	IA	Subordinated Debentures w/ Exercised Warrants	\$ 6,349,000	Par							
8	5/22/2009	F & C Bancorp, Inc.	Holden	MO	Subordinated Debentures w/ Exercised Warrants	\$ 2,993,000	Par							
8	5/22/2009	Diamond Bancorp, Inc.	Washington	MO	Subordinated Debentures w/ Exercised Warrants	\$ 20,445,000	Par							
8	5/22/2009	United Bank Corporation	Barnesville	GA	Subordinated Debentures w/ Exercised Warrants	\$ 14,400,000	Par							
	5/29/2009	Community Bank Shares of Indiana, Inc.	New Albany	IN	Preferred Stock w/ Warrants	\$ 19,468,000	Par							
2	5/29/2009	American Premier Bancorp	Arcadia	CA	Preferred Stock w/ Exercised Warrants	\$ 1,800,000	Par							
2	5/29/2009	CB Holding Corp.	Aledo	IL	Preferred Stock w/ Exercised Warrants	\$ 4,114,000	Par							
2	5/29/2009	Citizens Bancshares Co.	Chillicothe	MO	Preferred Stock w/ Exercised Warrants	\$ 24,990,000	Par							
2	5/29/2009	Grand Mountain Bancshares, Inc.	Granby	CO	Preferred Stock w/ Exercised Warrants	\$ 3,076,000	Par							
2	5/29/2009	Two Rivers Financial Group	Burlington	IA	Preferred Stock w/ Exercised Warrants	\$ 12,000,000	Par							
8	5/29/2009	Fidelity Bancorp, Inc	Baton Rouge	LA	Subordinated Debentures w/ Exercised Warrants	\$ 3,942,000	Par							
8	5/29/2009	Chambers Bancshares, Inc.	Danville	AR	Subordinated Debentures w/ Exercised Warrants	\$ 19,817,000	Par							
2	6/5/2009	Covenant Financial Corporation	Clarksdale	MS	Preferred Stock w/ Exercised Warrants	\$ 5,000,000	Par							

Footnote	Purchase Date	Seller			Purchase Details			Capital Repayment Details		Treasury Investment Remaining After Capital Repayment		Final Disposition		
		Name of Institution	City	State	Investment Description	Investment Amount	Pricing Mechanism	Capital Repayment Date	Capital Repayment Amount (Loss) <sup>6</sup>	Remaining Capital Amount	Remaining Investment Description	Final Disposition Date	Disposition Investment Description	Final Disposition Proceeds
8	6/5/2009	First Trust Corporation	New Orleans	LA	Subordinated Debentures w/ Exercised Warrants	\$ 17,969,000	Par							
8, 10	6/5/2009	OneFinancial Corporation	Little Rock	AR	Subordinated Debentures w/ Exercised Warrants	\$ 17,300,000	Par							
2	6/12/2009	Berkshire Bancorp, Inc.	Wyomissing	PA	Preferred Stock w/ Exercised Warrants	\$ 2,892,000	Par							
2, 10	6/12/2009	First Vernon Bancshares, Inc.	Vernon	AL	Preferred Stock w/ Exercised Warrants	\$ 6,000,000	Par							
2	6/12/2009	SouthFirst Bancshares, Inc.	Sylacauga	AL	Preferred Stock w/ Exercised Warrants	\$ 2,760,000	Par							
2, 10	6/12/2009	Virginia Company Bank	Newport News	VA	Preferred Stock w/ Exercised Warrants	\$ 4,700,000	Par							
2	6/12/2009	Enterprise Financial Services Group, Inc.	Allison Park	PA	Preferred Stock w/ Exercised Warrants	\$ 4,000,000	Par							
8, 10	6/12/2009	First Financial Bancshares, Inc.	Lawrence	KS	Subordinated Debentures w/ Exercised Warrants	\$ 3,756,000	Par							
8	6/12/2009	River Valley Bancorporation, Inc.	Wausau	WI	Subordinated Debentures w/ Exercised Warrants	\$ 15,000,000	Par							
2	6/19/2009	Merchants and Manufacturers Bank Corporation	Joliet	IL	Preferred Stock w/ Exercised Warrants	\$ 3,510,000	Par							
2, 10	6/19/2009	RCB Financial Corporation	Rome	GA	Preferred Stock w/ Exercised Warrants	\$ 8,900,000	Par							
8	6/19/2009	Manhattan Bancshares, Inc.	Manhattan	IL	Subordinated Debentures w/ Exercised Warrants	\$ 2,639,000	Par							
8, 10	6/19/2009	Biscayne Bancshares, Inc.	Coconut Grove	FL	Subordinated Debentures w/ Exercised Warrants	\$ 6,400,000	Par							
8	6/19/2009	Duke Financial Group, Inc.	Minneapolis	MN	Subordinated Debentures w/ Exercised Warrants	\$ 12,000,000	Par							
8	6/19/2009	Farmers Enterprises, Inc.	Great Bend	KS	Subordinated Debentures w/ Exercised Warrants	\$ 12,000,000	Par							
8	6/19/2009	Century Financial Services Corporation	Santa Fe	NM	Subordinated Debentures w/ Exercised Warrants	\$ 10,000,000	Par							
8	6/19/2009	NEMO Bancshares Inc.	Madison	MO	Subordinated Debentures w/ Exercised Warrants	\$ 2,330,000	Par							
3, 8	6/19/2009	University Financial Corp, Inc.	St. Paul	MN	Subordinated Debentures	\$ 11,926,000	Par							
8	6/19/2009	Suburban Illinois Bancorp, Inc.	Elmhurst	IL	Subordinated Debentures w/ Exercised Warrants	\$ 15,000,000	Par							
	6/26/2009	Hartford Financial Services Group, Inc.	Hartford	CT	Preferred Stock w/ Warrants	\$ 3,400,000,000	Par	3/31/2010 <sup>4</sup>	\$ 3,400,000,000.00	\$ 0	Warrants			
2	6/26/2009	Fidelity Resources Company	Plano	TX	Preferred Stock w/ Exercised Warrants	\$ 3,000,000	Par							
2, 10	6/26/2009	Waukesha Bankshares, Inc.	Waukesha	WI	Preferred Stock w/ Exercised Warrants	\$ 5,625,000	Par							
2	6/26/2009	FC Holdings, Inc.	Houston	TX	Preferred Stock w/ Exercised Warrants	\$ 21,042,000	Par							
2, 10	6/26/2009	Security Capital Corporation	Batesville	MS	Preferred Stock w/ Exercised Warrants	\$ 17,388,000	Par							
2	6/26/2009	First Alliance Bancshares, Inc.	Cordova	TN	Preferred Stock w/ Exercised Warrants	\$ 3,422,000	Par							
2	6/26/2009	Gulfstream Bancshares, Inc.	Stuart	FL	Preferred Stock w/ Exercised Warrants	\$ 7,500,000	Par							
2, 10	6/26/2009	Gold Canyon Bank	Gold Canyon	AZ	Preferred Stock w/ Exercised Warrants	\$ 1,607,000	Par							
2, 3, 10	6/26/2009	M&F Bancorp, Inc.	Durham	NC	Preferred Stock	\$ 11,735,000	Par							
2	6/26/2009	Metropolitan Bank Group, Inc.	Chicago	IL	Preferred Stock w/ Exercised Warrants	\$ 71,526,000	Par							
2	6/26/2009	NC Bancorp, Inc.	Chicago	IL	Preferred Stock w/ Exercised Warrants	\$ 6,880,000	Par							
2	6/26/2009	Alliance Bancshares, Inc.	Dalton	GA	Preferred Stock w/ Exercised Warrants	\$ 2,986,000	Par							
8	6/26/2009	Stearns Financial Services, Inc.	St. Cloud	MN	Subordinated Debentures w/ Exercised Warrants	\$ 24,900,000	Par							
8	6/26/2009	Signature Bancshares, Inc.	Dallas	TX	Subordinated Debentures w/ Exercised Warrants	\$ 1,700,000	Par							
8	6/26/2009	Fremont Bancorporation	Fremont	CA	Subordinated Debentures w/ Exercised Warrants	\$ 35,000,000	Par							
8	6/26/2009	Alliance Financial Services Inc.	Saint Paul	MN	Subordinated Debentures w/ Exercised Warrants	\$ 12,000,000	Par							
	7/10/2009	Lincoln National Corporation	Radnor	PA	Preferred Stock w/ Warrants	\$ 950,000,000	Par							
2, 10	7/10/2009	Bancorp Financial, Inc.	Oak Brook	IL	Preferred Stock w/ Exercised Warrants	\$ 13,669,000	Par							
2	7/17/2009	Brotherhood Bancshares, Inc.	Kansas City	KS	Preferred Stock w/ Exercised Warrants	\$ 11,000,000	Par							
2	7/17/2009	SouthCrest Financial Group, Inc.	Fayetteville	GA	Preferred Stock w/ Exercised Warrants	\$ 12,900,000	Par							
2, 3	7/17/2009	Harbor Bankshares Corporation	Baltimore	MD	Preferred Stock	\$ 6,800,000	Par							
8	7/17/2009	First South Bancorp, Inc.	Lexington	TN	Subordinated Debentures w/ Exercised Warrants	\$ 50,000,000	Par							
8	7/17/2009	Great River Holding Company	Baxter	MN	Subordinated Debentures w/ Exercised Warrants	\$ 8,400,000	Par							
8, 10	7/17/2009	Plato Holdings Inc.	Saint Paul	MN	Subordinated Debentures w/ Exercised Warrants	\$ 2,500,000	Par							
	7/24/2009	Yadkin Valley Financial Corporation	Elkin	NC	Preferred Stock w/ Warrants	\$ 13,312,000	Par							
2, 10	7/24/2009	Community Bancshares, Inc.	Kingman	AZ	Preferred Stock w/ Exercised Warrants	\$ 3,872,000	Par							
2	7/24/2009	Florida Bank Group, Inc.	Tampa	FL	Preferred Stock w/ Exercised Warrants	\$ 20,471,000	Par							

Footnote	Purchase Date	Seller			Purchase Details			Capital Repayment Details		Treasury Investment Remaining After Capital Repayment		Final Disposition		
		Name of Institution	City	State	Investment Description	Investment Amount	Pricing Mechanism	Capital Repayment Date	Capital Repayment Amount (Loss) <sup>6</sup>	Remaining Capital Amount	Remaining Investment Description	Final Disposition Date	Disposition Investment Description	Final Disposition Proceeds
8	7/24/2009	First American Bank Corporation	Elk Grove Village	IL	Subordinated Debentures w/ Exercised Warrants	\$ 50,000,000	Par							
2	7/31/2009	Chicago Shore Corporation	Chicago	IL	Preferred Stock w/ Exercised Warrants	\$ 7,000,000	Par							
8, 10	7/31/2009	Financial Services of Winger, Inc.	Winger	MN	Subordinated Debentures w/ Exercised Warrants	\$ 3,742,000	Par							
2	8/7/2009	The ANB Corporation	Terrell	TX	Preferred Stock w/ Exercised Warrants	\$ 20,000,000	Par							
2	8/7/2009	U.S. Century Bank	Miami	FL	Preferred Stock w/ Exercised Warrants	\$ 50,236,000	Par							
2	8/14/2009	Bank Financial Services, Inc.	Eden Prairie	MN	Preferred Stock w/ Exercised Warrants	\$ 1,004,000	Par							
2	8/21/2009	KS Bancorp, Inc.	Smithfield	NC	Preferred Stock w/ Exercised Warrants	\$ 4,000,000	Par							
8	8/21/2009	AmFirst Financial Services, Inc.	McCook	NE	Subordinated Debentures w/ Exercised Warrants	\$ 5,000,000	Par							
2, 3	8/28/2009	First Independence Corporation	Detroit	MI	Preferred Stock	\$ 3,223,000	Par							
2	8/28/2009	First Guaranty Bancshares, Inc.	Hammond	LA	Preferred Stock w/ Exercised Warrants	\$ 20,699,000	Par							
2, 10	8/28/2009	CoastalSouth Bancshares, Inc.	Hilton Head Island	SC	Preferred Stock w/ Exercised Warrants	\$ 16,015,000	Par							
8, 10	8/28/2009	TCB Corporation	Greenwood	SC	Subordinated Debentures w/ Exercised Warrants	\$ 9,720,000	Par							
8, 10	9/4/2009	The State Bank of Bartley	Bartley	NE	Subordinated Debentures w/ Exercised Warrants	\$ 1,697,000	Par							
	9/11/2009	Pathfinder Bancorp, Inc.	Oswego	NY	Preferred Stock w/ Warrants	\$ 6,771,000	Par							
2	9/11/2009	Community Bancshares of Mississippi, Inc.	Brandon	MS	Preferred Stock w/ Exercised Warrants	\$ 52,000,000	Par							
2, 10	9/11/2009	Heartland Bancshares, Inc.	Franklin	IN	Preferred Stock w/ Exercised Warrants	\$ 7,000,000	Par							
2, 10	9/11/2009	PFSB Bancorporation, Inc.	Pigeon Falls	WI	Preferred Stock w/ Exercised Warrants	\$ 1,500,000	Par							
8	9/11/2009	First Eagle Bancshares, Inc.	Hanover Park	IL	Subordinated Debentures w/ Exercised Warrants	\$ 7,500,000	Par							
2, 10	9/18/2009	IA Bancorp, Inc.	Iselin	NJ	Preferred Stock w/ Exercised Warrants	\$ 5,976,000	Par							
2, 10	9/18/2009	HomeTown Bankshares Corporation	Roanoke	VA	Preferred Stock w/ Exercised Warrants	\$ 10,000,000	Par							
2, 10	9/25/2009	Heritage Bankshares, Inc.	Norfolk	VA	Preferred Stock w/ Exercised Warrants	\$ 10,103,000	Par							
2	9/25/2009	Mountain Valley Bancshares, Inc.	Cleveland	GA	Preferred Stock w/ Exercised Warrants	\$ 3,300,000	Par							
8	9/25/2009	Grand Financial Corporation	Hattiesburg	MS	Subordinated Debentures w/ Exercised Warrants	\$ 2,443,320	Par							
3, 8	9/25/2009	Guaranty Capital Corporation	Belzoni	MS	Subordinated Debentures	\$ 14,000,000	Par							
10, 21	9/25/2009	GulfSouth Private Bank	Destin	FL	Preferred Stock w/ Exercised Warrants	\$ 7,500,000	Par							
8, 10	9/25/2009	Steele Street Bank Corporation	Denver	CO	Subordinated Debentures w/ Exercised Warrants	\$ 11,019,000	Par							
	10/2/2009	Premier Financial Bancorp, Inc.	Huntington	WV	Preferred Stock w/ Warrants	\$ 22,252,000	Par							
2, 10	10/2/2009	Providence Bank	Rocky Mount	NC	Preferred Stock w/ Exercised Warrants	\$ 4,000,000	Par							
2, 10	10/23/2009	Regents Bancshares, Inc.	Vancouver	WA	Preferred Stock w/ Exercised Warrants	\$ 12,700,000	Par							
8	10/23/2009	Cardinal Bancorp II, Inc.	Washington	MO	Subordinated Debentures w/ Exercised Warrants	\$ 6,251,000	Par							
2	10/30/2009	Randolph Bank & Trust Company	Asheboro	NC	Preferred Stock w/ Exercised Warrants	\$ 6,229,000	Par							
2, 10a	10/30/2009	WashingtonFirst Bankshares, Inc.	Reston	VA	Preferred Stock	\$ 6,842,000	Par							
2, 10a	11/6/2009	F & M Bancshares, Inc.	Trezevant	TN	Preferred Stock	\$ 3,535,000	Par							
2, 10	11/13/2009	Fidelity Federal Bancorp	Evansville	IN	Preferred Stock w/ Exercised Warrants	\$ 6,657,000	Par							
8, 10	11/13/2009	Community Pride Bank Corporation	Ham Lake	MN	Subordinated Debentures w/ Exercised Warrants	\$ 4,400,000	Par							
2, 10a	11/13/2009	HPK Financial Corporation	Chicago	IL	Preferred Stock w/ Exercised Warrants	\$ 5,000,000	Par							
2, 10	11/20/2009	Presidio Bank	San Francisco	CA	Preferred Stock w/ Exercised Warrants	\$ 10,800,000	Par							
2	11/20/2009	McLeod Bancshares, Inc.	Shorewood	MN	Preferred Stock w/ Exercised Warrants	\$ 6,000,000	Par							
2, 10a	11/20/2009	Metropolitan Capital Bancorp, Inc.	Chicago	IL	Preferred Stock	\$ 2,348,000	Par							
3, 10a	12/4/2009	Broadway Financial Corporation	Los Angeles	CA	Preferred Stock	\$ 6,000,000	Par							
2	12/4/2009	Delmar Bancorp	Delmar	MD	Preferred Stock w/ Exercised Warrants	\$ 9,000,000	Par							
2, 10	12/4/2009	Liberty Bancshares, Inc.	Fort Worth	TX	Preferred Stock w/ Exercised Warrants	\$ 6,500,000	Par							
2	12/11/2009	First Community Financial Partners, Inc.	Joliet	IL	Preferred Stock w/ Exercised Warrants	\$ 22,000,000	Par							
2, 10	12/11/2009	Wachusett Financial Services, Inc.	Clinton	MA	Preferred Stock w/ Exercised Warrants	\$ 12,000,000	Par							
8	12/11/2009	Nationwide Bankshares, Inc.	West Point	NE	Subordinated Debentures w/ Exercised Warrants	\$ 2,000,000	Par							
2, 10a	12/11/2009	GrandSouth Bancorporation	Greenville	SC	Preferred Stock	\$ 6,319,000	Par							
2, 10a	12/11/2009	1st Enterprise Bank	Los Angeles	CA	Preferred Stock	\$ 6,000,000	Par							
2, 10a	12/11/2009	First Resource Bank	Exton	PA	Preferred Stock	\$ 2,417,000	Par							
2, 10a	12/11/2009	First Western Financial, Inc.	Denver	CO	Preferred Stock	\$ 11,881,000	Par							
2, 10a	12/11/2009	Meridian Bank	Devon	PA	Preferred Stock	\$ 6,335,000	Par							
2, 10a	12/11/2009	The Victory Bancorp, Inc.	Limerick	CA	Preferred Stock w/ Exercised Warrants	\$ 1,505,000	Par							
2, 10a	12/11/2009	First Business Bank, N.A.	San Diego	CA	Preferred Stock	\$ 2,032,000	Par							

Footnote	Purchase Date	Seller			Purchase Details			Capital Repayment Details		Treasury Investment Remaining After Capital Repayment		Final Disposition		
		Name of Institution	City	State	Investment Description	Investment Amount	Pricing Mechanism	Capital Repayment Date	Capital Repayment Amount (Loss) <sup>6</sup>	Remaining Capital Amount	Remaining Investment Description	Final Disposition Date	Disposition Investment Description	Final Disposition Proceeds
2	12/18/2009	Layton Park Financial Group	Milwaukee	WI	Preferred Stock w/ Exercised Warrants	\$ 3,000,000	Par							
2, 10	12/18/2009	Centric Financial Corporation	Harrisburg	PA	Preferred Stock w/ Exercised Warrants	\$ 6,056,000	Par							
2	12/18/2009	Valley Financial Group, Ltd., 1st State Bank	Saginaw	MI	Preferred Stock w/ Exercised Warrants	\$ 1,300,000	Par							
2, 10a	12/18/2009	Cache Valley Banking Company	Logan	UT	Preferred Stock	\$ 4,640,000	Par							
2, 10a	12/18/2009	Birmingham Bloomfield Bancshares, Inc	Birmingham	MI	Preferred Stock	\$ 1,744,000	Par							
2, 10a	12/18/2009	First Priority Financial Corp.	Malvern	PA	Preferred Stock	\$ 4,596,000	Par							
2, 10a	12/18/2009	Northern State Bank	Closter	NJ	Preferred Stock	\$ 1,230,000	Par							
2, 10a	12/18/2009	Union Bank & Trust Company	Oxford	NC	Preferred Stock	\$ 2,997,000	Par							
2, 10	12/22/2009	First Freedom Bancshares, Inc.	Lebanon	TN	Preferred Stock w/ Exercised Warrants	\$ 8,700,000	Par							
2, 10a	12/22/2009	First Choice Bank	Cerritos	CA	Preferred Stock	\$ 2,836,000	Par							
2, 10a	12/22/2009	Highlands State Bank	Vernon	NJ	Preferred Stock	\$ 2,359,000	Par							
2, 10a	12/22/2009	Medallion Bank	Salt Lake City	UT	Preferred Stock w/ Exercised Warrants	\$ 9,698,000	Par							
2, 10a	12/22/2009	Catskill Hudson Bancorp, Inc	Rock Hill	NY	Preferred Stock w/ Exercised Warrants	\$ 3,500,000	Par							
2, 10a	12/22/2009	TriSummit Bank	Kingsport	TN	Preferred Stock	\$ 4,237,000	Par							
2, 10	12/29/2009	Atlantic Bancshares, Inc.	Bluffton	SC	Preferred Stock w/ Exercised Warrants	\$ 2,000,000	Par							
2, 10	12/29/2009	Union Financial Corporation	Albuquerque	NM	Preferred Stock w/ Exercised Warrants	\$ 2,179,000	Par							
2	12/29/2009	Mainline Bancorp, Inc.	Ebensburg	PA	Preferred Stock w/ Exercised Warrants	\$ 4,500,000	Par							
8, 10	12/29/2009	FBHC Holding Company	Boulder	CO	Subordinated Debentures w/ Exercised Warrants	\$ 3,035,000	Par							
2, 10a	12/29/2009	Western Illinois Bancshares Inc.	Monmouth	IL	Preferred Stock	\$ 4,567,000	Par							
2, 10a	12/29/2009	DeSoto County Bank	Horn Lake	MS	Preferred Stock	\$ 1,508,000	Par							
2, 10a	12/29/2009	Lafayette Bancorp, Inc.	Oxford	MS	Preferred Stock	\$ 2,453,000	Par							
2, 10a	12/29/2009	Private Bancorporation, Inc.	Minneapolis	MN	Preferred Stock	\$ 3,262,000	Par							
2, 10a	12/29/2009	CBB Bancorp	Cartersville	GA	Preferred Stock	\$ 1,753,000	Par							
2, 10a	12/29/2009	Illinois State Bancorp, Inc.	Chicago	IL	Preferred Stock w/ Exercised Warrants	\$ 4,000,000	Par							

Total Purchase Amount \* \$ 204,901,756,320      Total Capital Repayment Amount \$ 137,272,991,000      Total Warrant Proceeds \$ 5,760,569,943

Total Losses \$ (2,334,120,000)

TOTAL TREASURY CAPITAL PURCHASE PROGRAM (CPP) INVESTMENT AMOUNT \$ 65,294,645,320

\* Total purchase amount includes the capitalization of accrued dividends referred to in Notes 20 and 22. Notes appear on the following page.

- 1a/ This transaction was included in previous Transaction Reports with Merrill Lynch & Co., Inc. listed as the qualifying institution and a 10/28/2008 transaction date, footnoted to indicate that settlement was deferred pending merger. The purchase of Merrill Lynch by Bank of America was completed on 1/1/2009, and this transaction under the CPP was funded
- 1b/ The warrant disposition proceeds amount are stated pro rata in respect of the CPP investments in Bank of America Corporation that occurred on 10/28/2008 and 1/9/2009. The total gross disposition proceeds from CPP warrants on 3/3/2010 was \$310,571,615, consisting of \$186,342,969 and \$124,228,646. Proceeds from the disposition of TIP warrants on 3/3/2010 appear on a following page of this report.
- 2/ Privately-held qualified financial institution; Treasury received a warrant to purchase additional shares of preferred stock (unless the institution is a CDFI), which it exercised immediately.
- 3/ To promote community development financial institutions (CDFIs), Treasury does not require warrants as part of its investment in certified CDFIs when the size of the investment is \$50 million or less.
- 3a/ Treasury cancelled the warrants received from this institution due to its designation as a CDFI.
- 4/ Repayment pursuant to Title VII, Section 7001(g) of the American Recovery and Reinvestment Act of 2009.
- 5/ Redemption pursuant to a qualified equity offering.
- 6/ This amount does not include accrued and unpaid dividends, which must be paid at the time of capital repayment.
- 7/ The proceeds associated with the disposition of this investment do not include accrued and unpaid dividends.
- 8/ Subchapter S corporation; Treasury received a warrant to purchase additional subordinated debentures (unless the institution is a CDFI), which it exercised immediately.
- 9/ In its qualified equity offering, this institution raised more capital than Treasury's original investment, therefore, the number of Treasury's shares underlying the warrant was reduced by half.
- 10/ This institution participated in the expansion of CPP for small banks.
- 10a/ This institution received an additional investment through the expansion of CPP for small banks.
- 11/ Treasury made three separate investments in Citigroup Inc. (Citigroup) under the CPP, Targeted Investment Program (TIP), and Asset Guarantee Program (AGP) for a total of \$49 billion. On 6/9/2009, Treasury entered into an agreement with Citigroup to exchange up to \$25 billion of Treasury's investment in Fixed Rate Cumulative Perpetual Preferred Stock, Series H (CPP Shares) "dollar for dollar" in Citigroup's Private and Public Exchange Offerings. On 7/23/2009 and 7/30/2009, Treasury exchanged a total of \$25 billion of the CPP shares for Series M Common Stock Equivalent ("Series M") and a warrant to purchase shares of Series M. On 9/11/2009, Series M automatically converted to 7,692,307,692 shares of common stock and the associated warrant terminated on receipt of certain shareholder approvals.
- 12/ On 8/24/2009, Treasury exchanged its Series C Preferred Stock issued by Popular, Inc. for a like amount of non tax-deductible Trust Preferred Securities issued by Popular Capital Trust III, administrative trustee for Popular, Inc. Popular, Inc. paid a \$13 million exchange fee in connection with this transaction.
- 13/ This institution converted to a bank holding company structure and Treasury exchanged its securities for a like amount of securities that comply with the CPP terms applicable to bank holding companies. The institution in which Treasury's original investment was made is shown in parentheses.
- 14/ As of the date of this report, this institution is in bankruptcy proceedings.
- 15/ For final disposition of warrants, "R" represents proceeds from a repurchase of warrants by the financial institution, and "A" represents the proceeds to Treasury, before underwriting fees and selling expenses, from a sale by Treasury in a registered public offering of the warrants issued by the financial institution.
- 16/ On 12/10/2009, the bankruptcy reorganization plan of CIT Group Inc. became effective and Treasury's preferred stock and warrant investment were extinguished and replaced by Contingent Value Rights (CVRs). On 2/8/2010, the CVRs expired without value as the terms and conditions for distribution of common shares to holders of CVRs were not met.
- 17/ On 12/11/2009, Treasury exchanged its Series A Preferred Stock issued by Superior Bancorp, Inc. for a like amount of non tax-deductible Trust Preferred Securities issued by Superior Capital Trust II, administrative trustee for Superior Bancorp.
- 18/ On 2/1/2010, following the acquisition of First Market Bank (First Market) by Union Bankshares Corporation (the acquiror), the preferred stock and exercised warrants issued by First Market on 2/6/2009 were exchanged for a like amount of securities of the acquiror in a single series but with a blended dividend rate equivalent to those of Treasury's original
- 19/ On 2/11/2010, Pacific Coast National Bancorp dismissed its bankruptcy proceedings with no recovery to any creditors or investors, including Treasury, and the investment was extinguished.
- 20/ On 3/8/2010, Treasury exchanged its \$84,784,000 of Preferred Stock in Midwest Banc Holdings, Inc. (MBHI) for \$89,388,000 of Mandatory Convertible Preferred Stock (MCP), which is equivalent to the initial investment amount of \$84,784,000, plus \$4,604,000 of capitalized previously accrued and unpaid dividends. Subject to the fulfillment by MBHI of the conditions related to its capital plan, the MCP may be converted to common stock.
- 21/ On 3/30/2010, Treasury exchanged its \$7,500,000 of Subordinated Debentures in GulfSouth Private Bank for an equivalent amount of Preferred Stock, in connection with its conversion from a Subchapter S-Corporation, that comply with the CPP terms applicable to privately held qualified financial institutions.
- 22/ On 4/16/2010, Treasury exchanged its \$72,000,000 of Preferred Stock in Independent Bank Corporation (Independent) for \$74,426,000 of Mandatory Convertible Preferred Stock (MCP), which is equivalent to the initial investment amount of \$72,000,000, plus \$2,426,000 of capitalized previously accrued and unpaid dividends. Subject to the fulfillment by Independent of the conditions related to its capital plan, the MCP may be converted to common stock.
- 23/ Treasury received Citigroup common stock pursuant to the June 2009 Exchange Agreement between Treasury and Citigroup which provided for the exchange into common shares of the preferred stock that Treasury purchased in connection with Citigroup's participation in the Capital Purchase Program (see note 11). On April 26, 2010, Treasury gave Morgan Stanley & Co. Incorporated (Morgan Stanley) discretionary authority as its sales agent to sell up to 1,500,000,000 shares of the common stock, which authority ended on May 26, 2010 upon completion of the sale. (See "Capital Purchase Program - Citigroup, Inc., Common Stock Disposition" on following page.) On May 26, 2010, Treasury again gave Morgan Stanley discretionary authority as its sales agent to sell up to 1,500,000,000 shares of the common stock from time to time during the period ending on June 30, 2010 (or on completion of the sale). Such sales will generally be made at the market price. Treasury will report the actual number of shares sold by Morgan Stanley, the weighted average price per share and the total proceeds to Treasury from such sales at the close of that period.
- 24/ On 4/29/2010, Treasury entered into an agreement with Sterling Financial Corporation (Sterling) to exchange Treasury's \$303,000,000 of Preferred Stock for an equivalent amount of Mandatory Convertible Preferred Stock (MCP). The closing of the exchange for MCP is subject to the receipt of regulatory and stockholder approvals. Subject to the fulfillment by Sterling of the conditions related to its capital plan, the MCP may be converted to common stock.
- 25/ As of the date of this report, the banking subsidiary of this institution has been placed in receivership and the subsidiary's assets and liabilities were ordered to be sold to another bank.
- 26/ On 5/18/2010, Treasury entered into an agreement with The Toronto-Dominion Bank for the sale of all Preferred Stock and Warrants issued by South Financial Group, Inc. to Treasury at an aggregate purchase price of \$130,179,218.75 for the Preferred Stock and \$400,000.00 for the Warrants. Completion of the sale is subject to the fulfillment of certain closing conditions.

**CAPITAL PURCHASE PROGRAM - CITIGROUP, INC.  
COMMON STOCK DISPOSITION**

Date	Pricing Mechanism <sup>2</sup>	Number of Shares	Proceeds <sup>3</sup>
4/26/2010 - <sup>1</sup> 5/26/2010	\$4.1217	1,500,000,000	\$ 6,182,493,158
<b>Total Proceeds:</b>		<b><u>\$6,182,493,158</u></b>	

1/ On April 26, 2010, Treasury gave Morgan Stanley & Co. Incorporated (Morgan Stanley) discretionary authority, as its sales agent, to sell up to 1,500,000,000 shares of the common stock from time to time during the period ending on June 30, 2010 (or upon completion of the sale). Completion of the sale under this authority occurred on May 26, 2010.

2/ The price set forth is the weighted average price for all sales of Citigroup, Inc. common stock made by Treasury over the course of the corresponding period.

3/ Amount represents the gross proceeds to Treasury.

**AUTOMOTIVE INDUSTRY FINANCING PROGRAM**

	Initial Investment							Exchange/Transfer/Other Details				Treasury Investment After Exchange/Transfer/Other			Payment or Disposition <sup>1</sup>							
	City, State	Date	Transaction Type	Seller	Description	Amount	Pricing Mechanism	Date	Type	Amount	Pricing Mechanism	Obligor	Description	Amount/Equity %	Date	Type	Amount/ Proceeds	Remaining Investment Description	Remaining Investment Amount/Equity %			
GMAC	Detroit, MI	12/29/2008	Purchase	GMAC	Preferred Stock w/ Exercised Warrants	\$ 5,000,000,000	Par	12/30/2009	Exchange for convertible preferred stock	\$ 5,000,000,000	N/A	GMAC	21, 22	Convertible Preferred Stock	\$ 5,250,000,000							
		5/21/2009	Purchase	GMAC	Convertible Preferred Stock w/ Exercised Warrants	\$ 7,500,000,000	Par 22	12/30/2009	Partial exchange for common stock	\$ 3,000,000,000	N/A	GMAC	21, 22	Convertible Preferred Stock	\$ 4,875,000,000							
													GMAC	3	Common Stock	56.3%						
		12/30/2009	Purchase	GMAC	Trust Preferred Securities w/ Exercised Warrants	\$ 2,540,000,000	Par															
		12/30/2009	Purchase	GMAC	Convertible Preferred Stock w/ Exercised Warrants	\$ 1,250,000,000	Par 22															
General Motors	Detroit, MI	12/29/2008	Purchase	General Motors Corporation	Debt Obligation	\$ 884,024,131	Par 2	5/29/2009	Exchange for equity interest in GMAC	\$ 884,024,131	N/A	3										
		12/31/2008	Purchase	General Motors Corporation	Debt Obligation w/ Additional Note	\$ 13,400,000,000	Par	7/10/2009	Exchange for preferred and common stock in New GM	\$ 13,400,000,000	N/A	7										
		4/22/2009	Purchase	General Motors Corporation	Debt Obligation w/ Additional Note	\$ 2,000,000,000	Par 4	7/10/2009	Exchange for preferred and common stock in New GM	\$ 2,000,000,000	N/A	7	General Motors Company	10, 11	Preferred Stock	\$ 2,100,000,000						
		5/20/2009	Purchase	General Motors Corporation	Debt Obligation w/ Additional Note	\$ 4,000,000,000	Par 5	7/10/2009	Exchange for preferred and common stock in New GM	\$ 4,000,000,000	N/A	7	General Motors Company	10, 11	Common Stock	60.8%						
		5/27/2009	Purchase	General Motors Corporation	Debt Obligation w/ Additional Note	\$ 360,624,198	Par 6	7/10/2009	Exchange for preferred and common stock in New GM	\$ 360,624,198	N/A	7	General Motors Holdings LLC	11, 12	Debt Obligation	\$ 7,072,488,605	7/10/2009	Partial repayment	\$ 360,624,198	Debt Obligation	\$ 6,711,864,407	
																12/18/2009	Partial repayment	\$ 1,000,000,000	Debt Obligation	\$ 5,711,864,407		
																1/21/2010	Partial repayment	\$ 35,084,421	Debt Obligation	\$ 5,676,779,986		
																3/31/2010	Partial repayment	\$ 1,000,000,000	Debt Obligation	\$ 4,676,779,986		
																4/20/2010	Repayment	\$ 4,676,779,986	None	\$ 0		
				6/3/2009	Purchase	General Motors Corporation	Debt Obligation w/ Additional Note	\$ 30,100,000,000	Par 8	7/10/2009	Exchange for preferred and common stock in New GM	\$ 22,041,706,310	N/A	9								
Chrysler FinCo	Farmington Hills, MI	1/16/2009	Purchase	Chrysler FinCo	Debt Obligation w/ Additional Note	\$ 1,500,000,000	Par 13								3/17/2009	Partial repayment	\$ 3,499,055	Debt Obligation w/ Additional Note	\$ 1,496,500,945			
															4/17/2009	Partial repayment	\$ 31,810,122	Debt Obligation w/ Additional Note	\$ 1,464,690,823			
															5/18/2009	Partial repayment	\$ 51,136,084	Debt Obligation w/ Additional Note	\$ 1,413,554,739			
															6/17/2009	Partial repayment	\$ 44,357,710	Debt Obligation w/ Additional Note	\$ 1,369,197,029			
															7/14/2009	Repayment	\$ 1,369,197,029	Additional Note	\$ 0			
															7/14/2009	Repayment*	\$ 15,000,000	None	-			
Chrysler	Auburn Hills, MI	1/2/2009	Purchase	Chrysler Holding	Debt Obligation w/ Additional Note	\$ 4,000,000,000	Par	6/10/2009	Transfer of debt to New Chrysler	\$ 500,000,000	N/A	19	Chrysler Holding	20	Debt obligation w/ additional note	\$ 3,500,000,000	5/14/2010	Termination and settlement payment <sup>20</sup>		-		
		4/29/2009	Purchase	Chrysler Holding	Debt Obligation w/ Additional Note	\$ -	-	14														
		4/29/2009	Purchase	Chrysler Holding	Debt Obligation w/ Additional Note	\$ 280,130,642	Par	15							7/10/2009	Repayment	\$ 280,130,642	None	\$ 0			
		5/1/2009	Purchase	Old Chrysler	Debt Obligation w/ Additional Note	\$ 1,888,153,580		16	4/30/2010	Completion of bankruptcy proceeding; transfer of collateral security to liquidation trust	\$ (1,888,153,580)	N/A	23	Old Carco Liquidation Trust	23	Right to recover proceeds	N/A	5/10/2010	Proceeds from sale of collateral	\$ 30,544,528	Right to recover proceeds	N/A
		5/20/2009	Purchase	Old Chrysler	Debt Obligation w/ Additional Note	\$ -	-	17														
		5/27/2009	Purchase	New Chrysler	Debt Obligation w/ Additional Note, Equity	\$ 6,642,000,000	N/A	18	6/10/2009	Issuance of equity in New Chrysler	\$ -	N/A		Chrysler Group LLC	19	Debt obligation w/ additional note	\$ 7,142,000,000					
												Chrysler Group LLC		Common equity	9.9%							

**Total Initial Investment Amount** \$ 81,344,932,551

**Total Payments** \$ 10,783,163,775

**Additional Note Proceeds \*** \$ 15,000,000

**Total Treasury Investment Amount** \$ 67,073,615,196

Footnotes appear on following page.



As used in this table and its footnotes:

"GMAC" refers to GMAC Inc., formerly known as GMAC LLC.

"Old GM" refers to General Motors Corporation, which is now known as Motors Liquidation Company.

"New GM" refers to General Motors Company, the company that purchased Old GM's assets on 7/10/2009 in a sale pursuant to section 363 of the Bankruptcy Code. See also footnote 11.

"Chrysler FinCo" refers to Chrysler Financial Services Americas LLC.

"Chrysler Holding" refers to CGI Holding LLC, the company formerly known as "Chrysler Holding LLC".

"Old Chrysler" refers to Old Carco LLC (fka Chrysler LLC).

"New Chrysler" refers to Chrysler Group LLC, the company that purchased Old Chrysler's assets on 6/10/2009 in a sale pursuant to section 363 of the Bankruptcy Code.

1. Payment amount does not include accrued and unpaid interest on a debt obligation, which must be paid at the time of principal repayment.
2. Treasury committed to lend General Motors Corporation up to \$1,000,000,000. The ultimate funding was dependent upon the level of investor participation in GMAC LLC's rights offering. The amount has been updated to reflect the final level of funding.
3. Pursuant to its rights under the loan agreement with Old GM reported on 12/29/2008, Treasury exchanged its \$884 million loan to Old GM for a portion of Old GM's common equity interest in GMAC. Treasury held a 35.4% common equity interest in GMAC until the transactions reported on 12/30/2009. (See transactions marked by orange line in the table above and footnote 22.)
4. This transaction is an amendment to Treasury's 12/31/2008 agreement with Old GM (the "Old GM Loan"), which brought the total loan amount to \$15,400,000,000.
5. This transaction was a further amendment to the Old GM Loan, which brought the total loan amount to \$19,400,000,000.
6. This transaction was a further amendment to the Old GM Loan, which brought the total loan amount to \$19,760,624,198. The \$360,624,198 loan was used to capitalize GM Warranty LLC, a special purpose vehicle created by Old GM. On 7/10/2009, the principal amount was included in the \$7.07 billion of debt assumed by the new GM, as explained in footnote 10.
7. On 7/10/2009, the principal amount outstanding under the Old GM Loan and interest accrued thereunder were extinguished and exchanged for privately placed preferred and common equity in New GM. (See green lines in the table above.)
8. Under the terms of the \$33.3 billion debtor-in-possession credit agreement dated 6/3/2009 with Old GM (the "GM DIP Loan"), Treasury's commitment amount was \$30.1 billion. The remaining \$2.2 billion of the financing was provided by Canadian government entities. As of 7/09/2009, \$30.1 billion of funds had been disbursed by Treasury.
9. On 7/10/2009, Treasury and Old GM amended the GM DIP Loan, and the principal amount and interest accrued thereunder were extinguished and exchanged for privately placed preferred and common equity in New GM, except for (i) \$7.07 billion, which was assumed by New GM as a new obligation under the terms of a separate credit agreement between Treasury and New GM (see transactions marked by green lines in table above) and (ii) \$986 million, which remained a debt obligation of Old GM.
10. In total, for the exchange of the Old GM Loan and the GM DIP Loan (other than as explained in footnote 9), Treasury received \$2.1 billion in preferred shares and 60.8% of the common shares of New GM. (See transactions marked by green lines in the table above.)
11. Pursuant to a corporate reorganization completed on or about 10/19/2009, the shareholders of New GM, including with respect to Treasury's preferred and common stock, became shareholders of General Motors Holding Company (the ultimate parent company of New GM), which was renamed "General Motors Company" on an equal basis to their shareholdings in New GM, and New GM was converted to "General Motors LLC". General Motors LLC is a wholly owned subsidiary of General Motors Holdings LLC, and General Motors Holdings LLC is a wholly owned subsidiary of General Motors Company.
12. Pursuant to a corporate reorganization completed on 10/19/2009, Treasury's loan with New GM was assigned and assumed by General Motors Holdings LLC.
13. The loan was funded through Chrysler LB Receivables Trust, a special purpose vehicle created by Chrysler FinCo. The amount of \$1,500,000,000 represents the maximum loan amount. The loan was incrementally funded until it reached the maximum amount of \$1.5 billion on 4/9/2009.
14. This transaction was an amendment to Treasury's 1/2/2009 agreement with Chrysler Holding. As of 4/30/2009, Treasury's obligation to lend any funds committed under this amendment had terminated. No funds were disbursed.
15. The loan was used to capitalize Chrysler Warranty SPV LLC, a special purpose vehicle created by Old Chrysler.
16. This transaction was set forth in a credit agreement with Old Chrysler fully executed on 5/5/2009 following a term sheet executed on 5/1/2009 and made effective on 4/30/2009. Treasury's commitment was \$3.04 billion of the total \$4.1 billion debtor-in-possession credit facility (the "Chrysler DIP Loan"). As of 6/30/2009, Treasury's commitment to lend under the Chrysler DIP Loan had terminated. The remaining principal amount reflects the final amount of funds disbursed under the Chrysler DIP Loan.
17. This transaction was an amendment to Treasury's commitment under the Chrysler DIP Loan, which increased Treasury's commitment by an amount \$756,857,000 to a total of \$3.8 billion under the Chrysler DIP Loan. As of 6/30/2009, Treasury's obligation to lend funds committed under the Chrysler DIP Loan had terminated.
18. This transaction, first reported based on a term sheet fully executed on 5/27/2009 for an amount up to \$6.943 billion, was set forth in a credit agreement with New Chrysler fully executed on 6/10/2009. Under the terms of the credit agreement, Treasury made a new commitment to New Chrysler of up to \$6.642 billion. The total loan amount is up to \$7.142 billion including \$500 million of debt assumed on 6/10/2009 from Chrysler Holding originally incurred under Treasury's 1/2/2009 credit agreement with Chrysler Holding. The debt obligations are secured by a first priority lien on the assets of New Chrysler. When the sale to new Chrysler was completed, Treasury acquired the rights to 9.85% of the common equity in new Chrysler.
19. Pursuant to the agreement explained in footnote 18, \$500 million of this debt obligation was assumed by New Chrysler.
20. Under loan agreement, as amended on 7/23/2009, Treasury was entitled to proceeds Chrysler Holdco received from Chrysler FinCo equal to the greater of \$1.375 billion or 40% of the equity value of Chrysler FinCo. Pursuant to a termination agreement dated 5/14/2010, Treasury agreed to accept a settlement payment of \$1.9 billion as satisfaction in full of all existing debt obligations (including additional notes and accrued and unpaid interest) of Chrysler Holdco, and upon receipt of such payment to terminate all such obligations.
21. Amount of the Treasury investment after exchange includes the exercised warrants from Treasury's initial investment.
22. Under the terms of an agreement dated 12/30/2009, the convertible preferred shares will mandatorily convert to common stock under the conditions and the conversion price as set forth in the terms of the agreement.
23. On April 30, 2010, the Plan of Liquidation for the debtors of Old Chrysler approved by the respective bankruptcy court became effective (the "Liquidation Plan"). Under the Liquidation Plan, the loan Treasury had provided to Old Chrysler was extinguished without repayment, and all assets of Old Chrysler were transferred to a liquidation trust. Treasury retained the right to recover the proceeds from the liquidation from time to time of the specified collateral security attached to such loan.

#### AUTOMOTIVE SUPPLIER SUPPORT PROGRAM

Footnote	Date	Seller			Transaction Type	Investment Description	Investment Amount	Pricing Mechanism	Adjustment Details			Payment or Disposition <sup>4</sup>							
		Name of Institution	City	State					Adjustment Date	Adjustment Amount	Adjusted or Final Investment Amount	Date	Type	Remaining Investment Description	Amount				
1	4/9/2009	GM Supplier Receivables LLC	Wilmington	DE	Purchase	Debt Obligation w/ Additional Note	\$ 3,500,000,000	N/A	7/8/2009	3	\$ (1,000,000,000)	\$ 2,500,000,000	11/20/2009	Partial repayment	Debt Obligation w/ Additional Note	\$ 140,000,000			
													2/11/2010	Partial repayment	Debt Obligation w/ Additional Note	\$ 100,000,000			
													3/4/2010	Repayment <sup>5</sup>	Additional Note	\$ 50,000,000			
2	4/9/2009	Chrysler Receivables SPV LLC	Wilmington	DE	Purchase	Debt Obligation w/ Additional Note	\$ 1,500,000,000	N/A	7/8/2009	3	\$ (500,000,000)	\$ 1,000,000,000	4/5/2010	Payment <sup>6</sup>	None	\$ 56,541,893			
													3/9/2010	Repayment <sup>5</sup>	Additional Note	\$ 123,076,735			
									7		\$ 123,076,735	4/7/2010	Payment <sup>7</sup>	None	\$ 44,533,054				
<b>INITIAL TOTAL</b>		<b>\$ 5,000,000,000</b>			<b>ADJUSTED TOTAL</b>		<b>\$ 413,076,735</b>		<b>Total Repayments</b>			<b>\$ 413,076,735</b>				<b>Total Proceeds from Additional Notes</b>		<b>\$ 101,074,947</b>	

1/ The loan was funded through GM Supplier Receivables, LLC, a special purpose vehicle created by General Motors Corporation. The amount of \$3,500,000,000 represents the maximum loan amount. The loan will be incrementally funded. The credit agreement was fully executed on 4/9/2009, but was made effective as of 4/3/2009. General Motors Company assumed GM Supplier

2/ The loan was funded through Chrysler Receivables SPV LLC, a special purpose vehicle created by Chrysler LLC. The amount of \$1,500,000,000 represents the maximum loan amount. The loan will be incrementally funded. The credit agreement was fully executed on 4/9/2009, but was made effective as of 4/7/2009. Chrysler Group LLC assumed Chrysler Receivables SPV LLC on

3/ Treasury issued notice to the institution of the permanent reduced commitment on 7/8/2009; the reduction was effective on 7/1/2009.

4/ Does not include accrued and unpaid interest due on the amount of principal repayment, which interest must be paid at the time of principal repayment.

5/ All outstanding principal drawn under the credit agreement was repaid.

6/ Treasury's commitment was \$2.5 billion (see note 3). As of 4/5/2009, Treasury's commitment to lend under the credit agreement had terminated and the borrower has paid its obligations with respect to the Additional Note. The final investment amount reflects the total funds disbursed under the loan, all of which have been repaid.

7/ Treasury's commitment was \$1 billion (see note 3). As of 4/7/2009, Treasury's commitment to lend under the credit agreement had terminated and the borrower has paid its obligations with respect to the Additional Note. The final investment amount reflects the total funds disbursed under the loan, all of which have been repaid.

**TARGETED INVESTMENT PROGRAM**

Footnote	Seller				Transaction Type	Investment Description	Investment Amount	Pricing Mechanism	Capital Repayment Details		Treasury Investment Remaining After Capital Repayment		Final Disposition			
	Date	Name of Institution	City	State					Capital Repayment Date	Capital Repayment Amount	Remaining Capital Amount	Remaining Capital Description	Final Disposition Date	Final Disposition Description	Final Disposition Proceeds	
1	12/31/2008	Citigroup Inc.	New York	NY	Purchase	Trust Preferred Securities w/ Warrants	\$ 20,000,000,000	Par	12/23/2009	\$ 20,000,000,000	\$ 0	Warrants				
	1/16/2009	Bank of America Corporation	Charlotte	NC	Purchase	Preferred Stock w/ Warrants	\$ 20,000,000,000	Par	12/9/2009	\$ 20,000,000,000	\$ 0	Warrants	3/3/2010	A	Warrants \$ 1,255,639,099	
<b>TOTAL</b>							<b>\$ 40,000,000,000</b>	<b>AMOUNT</b>	<b>\$ 40,000,000,000</b>				<b>Total Warrant Proceeds</b>	<b>\$ 1,255,639,099</b>		
<b>TOTAL TREASURY TIP INVESTMENT AMOUNT</b>									<b>\$ 0</b>							

1/ Treasury made three separate investments in Citigroup Inc. ("Citigroup") under CPP, TIP, and AGP for a total of \$49 billion. On 6/9/2009, Treasury entered into an agreement with Citigroup to exchange all of Treasury's investments. On 7/30/2009, Treasury exchanged all of its Fixed Rate Cumulative Perpetual Preferred Stock, Series I (TIP Shares) "dollar for dollar" for Trust Preferred Securities.

2/ Repayment pursuant to Title VII, Section 7001 of the American Recovery and Reinvestment Act of 2009.

3/ For final disposition of warrants, "R" represents proceeds from a repurchase of warrants by the financial institution, and "A" represents the proceeds to Treasury, before underwriting fees and selling expenses, from a sale by Treasury in a registered public offering of the warrants issued by the financial institution.

**ASSET GUARANTEE PROGRAM**

Footnote	Initial Investment				Premium		Exchange/Transfer/Other Details					Payment or Disposition									
	Date	Name of Institution	City	State	Type	Description	Guarantee Limit	Description	Amount	Footnote	Date	Type	Description	Amount	Footnote	Date	Type	Amount	Remaining Premium Description	Remaining Premium	
1	1/16/2009	Citigroup Inc.	New York	NY	Guarantee	Master Agreement	\$ 5,000,000,000	Preferred Stock w/ Warrants	\$ 4,034,000,000	2	6/9/2009	Exchange preferred stock for trust preferred securities	Trust Preferred Securities w/ Warrants	\$ 4,034,000,000	3	12/23/2009	Partial cancellation for early termination of guarantee	\$ (1,800,000,000)	Trust Preferred Securities w/ Warrants	\$2,234,000,000	
3	12/23/2009	Citigroup Inc.	New York	NY	Termination	Termination Agreement	\$ (5,000,000,000)														
<b>TOTAL</b>							<b>\$ 0</b>														

1/ In consideration for the guarantee, Treasury received \$4.03 billion of preferred stock, which pays 8% interest.

2/ Treasury made three separate investments in Citigroup Inc. ("Citigroup") under CPP, TIP, and AGP for a total of \$49 billion. On 6/9/2009, Treasury entered into an agreement with Citigroup to exchange all of Treasury's investments. On 7/30/2009, Treasury exchanged all of its Fixed Rate Cumulative Perpetual Preferred Stock Series G (AGP Shares), received as premium with the AGP agreement, "dollar for dollar" for Trust Preferred Securities.

3/ On 12/23/2009, Treasury entered into a Termination Agreement with the other parties to the Master Agreement which served to terminate Treasury's guarantee and obligations under the Master Agreement. In connection with the early termination of the guarantee, Treasury agreed to cancel \$1.8 billion of the AGP Trust Preferred Securities, and the Federal Deposit Insurance Corporation (FDIC) and Treasury agreed that, subject to the conditions set out in the Termination Agreement, the FDIC may transfer \$800 million of Trust Preferred Securities to Treasury at the close of Citigroup's participation in the FDIC's Temporary Liquidity Guarantee Program.

**CONSUMER AND BUSINESS LENDING INITIATIVE INVESTMENT PROGRAM**

Footnote	Date	Seller			Transaction Type	Investment Description	Investment Amount	Pricing Mechanism
		Name of Institution	City	State				
1	3/3/2009	TALF LLC	Wilmington	DE	Purchase	Debt Obligation w/ Additional Note	\$ 20,000,000,000	N/A
<b>TOTAL</b>							<b>\$ 20,000,000,000</b>	

1/ The loan was funded through TALF LLC, a special purpose vehicle created by The Federal Reserve Bank of New York. The amount of \$20,000,000,000 represents the maximum loan amount. The loan will be incrementally funded.

**AMERICAN INTERNATIONAL GROUP, INC. (AIG) INVESTMENT PROGRAM  
(formerly referred to as Systemically Significant Failing Institutions)**

Footnote	Date	Seller			Purchase Details				Exchange Details					
		Name of Institution	City	State	Transaction Type	Investment Description	Investment Amount	Pricing Mechanism	Date	Transaction Type	Investment Description	Investment Amount	Pricing Mechanism	
	11/25/2008	AIG	New York	NY	Purchase	Preferred Stock w/ Warrants	\$ 40,000,000,000	Par	4/17/2009	Exchange	Preferred Stock w/ Warrants <sup>1</sup>	\$ 40,000,000,000	Par	
3	4/17/2009	AIG	New York	NY	Purchase	Preferred Stock w/ Warrants	\$ 29,835,000,000	Par <sup>2</sup>						
<b>TOTAL</b>							<b>\$ 69,835,000,000</b>							

1/ On 4/17/2009, Treasury exchanged its Series D Fixed Rate Cumulative Preferred Shares for Series E Fixed Rate Non-Cumulative Preferred Shares with no change to Treasury's initial investment amount. In addition, in order for AIG to fully redeem the Series E Preferred Shares, it has an additional obligation to Treasury of \$1,604,576,000 to reflect the cumulative unpaid dividends for the Series D Preferred Shares due to Treasury through and including the exchange date.

2/ The investment price reflects Treasury's commitment to invest up to \$30 billion less a reduction of \$165 million representing retention payments AIG Financial Products made to its employees in March 2009.

3/ This transaction does not include AIG's commitment fee of an additional \$165 million scheduled to be paid from its operating income in three equal installments over the five-year life of the facility.

**LEGACY SECURITIES PUBLIC-PRIVATE INVESTMENT PROGRAM (S-PPIP)**  
(Revised as of March 24, 2010)

Footnote	Date	Seller			Transaction Type	Investment Description	Investment Amount	Pricing Mechanism	Adjusted Investment <sup>3</sup>		Capital Repayment Details		Investment After Capital Repayment		Distribution or Disposition			
		Name of Institution	City	State					Date	Amount	Repayment Date	Repayment Amount	Amount	Description	Date	Description	Proceeds	
1	9/30/2009	UST/TCW Senior Mortgage Securities Fund, L.P.	Wilmington	DE	Purchase	Membership Interest	\$ 1,111,111,111	Par	1/4/2010	4	\$ 156,250,000	1/15/2010	\$ 156,250,000	\$ 0	Membership Interest <sup>5</sup>	1/29/2010	Distribution <sup>5</sup>	\$ 20,091,872
										4						2/24/2010	Distribution <sup>5</sup>	\$ 48,922
2	9/30/2009	UST/TCW Senior Mortgage Securities Fund, L.P.	Wilmington	DE	Purchase	Debt Obligation w/ Contingent Proceeds	\$ 2,222,222,222	Par	1/4/2010	4	\$ 200,000,000	1/11/2010	\$ 34,000,000	\$ 166,000,000	Debt Obligation w/ Contingent Proceeds		N/A	
										4		1/12/2010	\$ 166,000,000	\$ 0	Contingent Proceeds	1/29/2010	Distribution <sup>5</sup>	\$ 502,302
																2/24/2010	Distribution <sup>5</sup>	\$ 1,223
1	9/30/2009	Invesco Legacy Securities Master Fund, L.P.	Wilmington	DE	Purchase	Membership Interest	\$ 1,111,111,111	Par	3/22/2010	6	\$ 1,244,437,500							
2	9/30/2009	Invesco Legacy Securities Master Fund, L.P.	Wilmington	DE	Purchase	Debt Obligation w/ Contingent Proceeds	\$ 2,222,222,222	Par	3/22/2010	6	\$ 2,488,875,000	2/18/2010	\$ 4,888,718	\$ 2,483,986,282	Debt Obligation w/ Contingent Proceeds			
										6		4/15/2010	\$ 7,066,434	\$ 2,476,919,848	Debt Obligation w/ Contingent Proceeds			
1	10/1/2009	Wellington Management Legacy Securities PPIF Master Fund, LP	Wilmington	DE	Purchase	Membership Interest	\$ 1,111,111,111	Par	3/22/2010	6	\$ 1,262,037,500							
2	10/1/2009	Wellington Management Legacy Securities PPIF Master Fund, LP	Wilmington	DE	Purchase	Debt Obligation w/ Contingent Proceeds	\$ 2,222,222,222	Par	3/22/2010	6	\$ 2,524,075,000							
1	10/2/2009	AllianceBernstein Legacy Securities Master Fund, L.P.	Wilmington	DE	Purchase	Membership Interest	\$ 1,111,111,111	Par	3/22/2010	6	\$ 1,244,437,500							
2	10/2/2009	AllianceBernstein Legacy Securities Master Fund, L.P.	Wilmington	DE	Purchase	Debt Obligation w/ Contingent Proceeds	\$ 2,222,222,222	Par	3/22/2010	6	\$ 2,488,875,000							
1	10/2/2009	Blackrock PPIF, L.P.	Wilmington	DE	Purchase	Membership Interest	\$ 1,111,111,111	Par	3/22/2010	6	\$ 1,244,437,500							
2	10/2/2009	Blackrock PPIF, L.P.	Wilmington	DE	Purchase	Debt Obligation w/ Contingent Proceeds	\$ 2,222,222,222	Par	3/22/2010	6	\$ 2,488,875,000							
1	10/30/2009	AG GECC PPIF Master Fund, L.P.	Wilmington	DE	Purchase	Membership Interest	\$ 1,111,111,111	Par	3/22/2010	6	\$ 1,271,337,500							
2	10/30/2009	AG GECC PPIF Master Fund, L.P.	Wilmington	DE	Purchase	Debt Obligation w/ Contingent Proceeds	\$ 2,222,222,222	Par	3/22/2010	6	\$ 2,542,675,000							
1	11/4/2009	RLJ Western Asset Public/Private Master Fund, L.P.	Wilmington	DE	Purchase	Membership Interest	\$ 1,111,111,111	Par	3/22/2010	6	\$ 1,244,437,500							
2	11/4/2009	RLJ Western Asset Public/Private Master Fund, L.P.	Wilmington	DE	Purchase	Debt Obligation w/ Contingent Proceeds	\$ 2,222,222,222	Par	3/22/2010	6	\$ 2,488,875,000							
1	11/25/2009	Marathon Legacy Securities Public-Private Investment Partnership, L.P.	Wilmington	DE	Purchase	Membership Interest	\$ 1,111,111,111	Par	3/22/2010	6	\$ 1,244,437,500							
2	11/25/2009	Marathon Legacy Securities Public-Private Investment Partnership, L.P.	Wilmington	DE	Purchase	Debt Obligation w/ Contingent Proceeds	\$ 2,222,222,222	Par	3/22/2010	6	\$ 2,488,875,000							
1	12/18/2009	Oaktree PPIF Fund, L.P.	Wilmington	DE	Purchase	Membership Interest	\$ 1,111,111,111	Par	3/22/2010	6	\$ 1,244,437,500							
2	12/18/2009	Oaktree PPIF Fund, L.P.	Wilmington	DE	Purchase	Debt Obligation w/ Contingent Proceeds	\$ 2,222,222,222	Par	3/22/2010	6	\$ 2,488,875,000							
<b>TOTAL INVESTMENT AMOUNT</b>							<b>\$ 30,356,250,000</b>		<b>TOTAL CAPITAL REPAYMENT AMOUNT</b>		<b>\$ 368,205,152</b>	<b>TOTAL PROCEEDS</b>		<b>\$ 20,644,319</b>				

1/ The equity amount may be incrementally funded. Investment amount represents Treasury's maximum obligation if the limited partners other than Treasury fund their maximum equity capital obligations.

2/ The loan may be incrementally funded. Investment amount represents Treasury's maximum obligation if Treasury and the limited partners other than Treasury fund 100% of their maximum equity obligations.

3/ Adjusted to show Treasury's maximum obligations to a fund.

4/ On 1/4/2010, Treasury and the fund manager entered into a Winding-Up and Liquidation Agreement. The adjusted amount shows Treasury's final investments in the fund. (See note 6.)

5/ Profit after capital repayments will be paid pro rata (subject to prior distribution of Contingent Proceeds to Treasury) to the fund's partners, including Treasury, in respect of their membership interests.

6/ Following termination of the TCW fund, the \$3.33 billion of obligations have been reallocated to the remaining eight funds pursuant to consent letters from Treasury dated as of 3/22/2010. \$133 million of maximum equity capital obligation and \$267 million of maximum debt obligation were reallocated per fund, after adjustment for the \$17.6 million and \$26.9 million equity capital reallocations from private investors in the TCW fund to the Wellington fund and the AG GECC fund, respectively. The \$356 million of final investment in the TCW fund will remain a part of Treasury's total maximum S-PPIP investment amount.

HOME AFFORDABLE MODIFICATION PROGRAM

Date	Servicer Modifying Borrowers' Loans				Investment Description	Cap of Incentive Payments on Behalf of Borrowers and to Servicers & Lenders/Investors (Cap) <sup>1</sup>	Pricing Mechanism	Note	Adjustment Details			
	Name of Institution	City	State	Transaction Type					Adjustment Date	Cap Adjustment Amount	Adjusted Cap	Reason for Adjustment
4/13/2009 Report [Section 105(3)(C, D, G)]	Select Portfolio Servicing	Salt Lake City	UT	Purchase	Financial Instrument for Home Loan Modifications	\$ 376,000,000	N/A		6/12/2009	\$ 284,590,000	\$ 660,590,000	Updated portfolio data from servicer
									9/30/2009	\$ 121,910,000	\$ 782,500,000	Updated portfolio data from servicer & HPDP initial cap
									12/30/2009	\$ 131,340,000	\$ 913,840,000	Updated portfolio data from servicer & HAFA initial cap
									3/26/2010	\$ (355,530,000)	\$ 558,310,000	Updated portfolio data from servicer
									6/12/2009	\$ (991,580,000)	\$ 1,079,420,000	Updated portfolio data from servicer
4/13/2009	CitiMortgage, Inc.	O'Fallon	MO	Purchase	Financial Instrument for Home Loan Modifications	\$ 2,071,000,000	N/A		9/30/2009	\$ 1,010,180,000	\$ 2,089,600,000	Updated portfolio data from servicer & HPDP initial cap
									12/30/2009	\$ (105,410,000)	\$ 1,984,190,000	Updated portfolio data from servicer & HAFA initial cap
									3/26/2010	\$ (199,300,000)	\$ 1,784,890,000	Updated portfolio data from servicer & 2MP initial cap
									4/19/2010	\$ (230,000)	\$ 1,784,660,000	Transfer of cap to Service One, Inc. due to servicing transfer
									5/14/2010	\$ (3,000,000)	\$ 1,781,660,000	Transfer of cap to Specialized Loan Servicing, LLC due to servicing transfer
4/13/2009	Wells Fargo Bank, NA	Des Moines	IA	Purchase	Financial Instrument for Home Loan Modifications	\$ 2,873,000,000	N/A		6/17/2009	\$ (462,990,000)	\$ 2,410,010,000	Updated portfolio data from servicer
									9/30/2009	\$ 65,070,000	\$ 2,475,080,000	Updated portfolio data from servicer & HPDP initial cap
									12/30/2009	\$ 1,213,310,000	\$ 3,688,390,000	Updated portfolio data from servicer & HAFA initial cap
									2/17/2010	\$ 2,050,236,344	\$ 5,738,626,344	Transfer of cap (from Wachovia) due to merger
									3/12/2010	\$ 54,767	\$ 5,738,681,110	Transfer of cap (from Wachovia) due to merger
									3/19/2010	\$ 668,108,890	\$ 6,406,790,000	Initial 2MP cap
									3/26/2010	\$ 683,130,000	\$ 7,089,920,000	Updated portfolio data from servicer
4/13/2009	GMAC Mortgage, Inc.	Ft. Washington	PA	Purchase	Financial Instrument for Home Loan Modifications	\$ 633,000,000	N/A		6/12/2009	\$ 384,650,000	\$ 1,017,650,000	Updated portfolio data from servicer
									9/30/2009	\$ 2,537,240,000	\$ 3,554,890,000	Updated portfolio data from servicer & HPDP initial cap
									12/30/2009	\$ (1,679,520,000)	\$ 1,875,370,000	Updated portfolio data from servicer & HAFA initial cap
									3/26/2010	\$ 190,180,000	\$ 2,065,550,000	Updated portfolio data from servicer
									5/14/2010	\$ 1,880,000	\$ 2,067,430,000	Transfer of cap from Wilshire Credit Corporation due to servicing transfer
									6/17/2009	\$ 225,040,000	\$ 632,040,000	Updated portfolio data from servicer
4/13/2009	Saxon Mortgage Services, Inc.	Irving	TX	Purchase	Financial Instrument for Home Loan Modifications	\$ 407,000,000	N/A		9/30/2009	\$ 254,380,000	\$ 886,420,000	Updated portfolio data from servicer & HPDP initial cap
									12/30/2009	\$ 355,710,000	\$ 1,242,130,000	Updated portfolio data from servicer & HAFA initial cap
									3/26/2010	\$ (57,720,000)	\$ 1,184,410,000	Updated portfolio data from servicer
									7/31/2009	\$ (3,552,000,000)	\$ -	Termination of SPA
4/16/2009	Ocwen Financial Corporation, Inc.	West Palm Beach	FL	Purchase	Financial Instrument for Home Loan Modifications	\$ 659,000,000	N/A		6/12/2009	\$ (105,620,000)	\$ 553,380,000	Updated portfolio data from servicer
4/17/2009 as amended on	Bank of America, N.A.	Simi Valley	CA	Purchase	Financial Instrument for Home Loan Modifications	\$ 798,900,000	N/A		9/30/2009	\$ 102,580,000	\$ 655,960,000	Updated portfolio data from servicer & HPDP initial cap
									12/30/2009	\$ 277,640,000	\$ 933,600,000	Updated portfolio data from servicer & HAFA initial cap
									3/26/2010	\$ 46,860,000	\$ 980,460,000	Updated portfolio data from servicer
									6/12/2009	\$ 5,540,000	\$ 804,440,000	Updated portfolio data from servicer
									9/30/2009	\$ 162,680,000	\$ 967,120,000	Updated portfolio data from servicer & HPDP initial cap
12/30/2009	\$ 665,510,000	\$ 1,632,630,000	Updated portfolio data from servicer & HAFA initial cap									
1/26/2010	\$ 800,390,000	\$ 2,433,020,000	Initial 2MP cap									
3/26/2010	\$ (829,370,000)	\$ 1,603,650,000	Updated portfolio data from servicer									

Date	Servicer Modifying Borrowers' Loans				Investment Description	Cap of Incentive Payments on Behalf of Borrowers and to Servicers & Lenders/Investors (Cap) <sup>1</sup>	Pricing Mechanism	Note	Adjustment Details			
	Name of Institution	City	State	Transaction Type					Adjustment Date	Cap Adjustment Amount	Adjusted Cap	Reason for Adjustment
4/17/2009 as amended on	Countrywide Home Loans Servicing LP	Simi Valley	CA	Purchase	Financial Instrument for Home Loan Modifications	\$ 1,864,000,000	N/A		6/12/2009	\$ 3,318,840,000	\$ 5,182,840,000	Updated portfolio data from servicer
									9/30/2009	\$ (717,420,000)	\$ 4,465,420,000	Updated portfolio data from servicer & HPDP initial cap
									12/30/2009	\$ 2,290,780,000	\$ 6,756,200,000	Updated portfolio data from servicer & HAFA initial cap
									1/26/2010	\$ 450,100,000	\$ 7,206,300,000	Initial 2MP cap
									3/26/2010	\$ 905,010,000	\$ 8,111,310,000	Updated portfolio data from servicer
									4/19/2010	\$ 10,280,000	\$ 8,121,590,000	Transfer of cap from Wilshire Credit Corporation due to servicing transfer
4/20/2009	Home Loan Services, Inc.	Pittsburgh	PA	Purchase	Financial Instrument for Home Loan Modifications	\$ 319,000,000	N/A		6/12/2009	\$ 128,300,000	\$ 447,300,000	Updated portfolio data from servicer
									9/30/2009	\$ 46,730,000	\$ 494,030,000	Updated portfolio data from servicer & HPDP initial cap
									12/30/2009	\$ 145,820,000	\$ 639,850,000	Updated portfolio data from servicer & HAFA initial cap
									3/26/2010	\$ (17,440,000)	\$ 622,410,000	Updated portfolio data from servicer
4/20/2009	Wilshire Credit Corporation	Beaverton	OR	Purchase	Financial Instrument for Home Loan Modifications	\$ 366,000,000	N/A		6/12/2009	\$ 87,130,000	\$ 453,130,000	Updated portfolio data from servicer
									9/30/2009	\$ (249,670,000)	\$ 203,460,000	Updated portfolio data from servicer & HPDP initial cap
									12/30/2009	\$ 119,700,000	\$ 323,160,000	Updated portfolio data from servicer & HAFA initial cap
									3/26/2010	\$ 52,270,000	\$ 375,430,000	Updated portfolio data from servicer
									4/19/2010	\$ (10,280,000)	\$ 365,150,000	Transfer of cap to Countrywide Home Loans due to servicing transfer
									5/14/2010	\$ (1,880,000)	\$ 363,270,000	Transfer of cap to GMAC Mortgage, Inc. due to servicing transfer
4/24/2009	Green Tree Servicing LLC	Saint Paul	MN	Purchase	Financial Instrument for Home Loan Modifications	\$ 156,000,000	N/A		6/17/2009	\$ (64,990,000)	\$ 91,010,000	Updated portfolio data from servicer
									9/30/2009	\$ 130,780,000	\$ 221,790,000	Updated portfolio data from servicer & HPDP initial cap
									12/30/2009	\$ (116,750,000)	\$ 105,040,000	Updated portfolio data from servicer & HAFA initial cap
									3/26/2010	\$ 13,080,000	\$ 118,120,000	Updated portfolio data from servicer
4/27/2009	Carrington Mortgage Services, LLC	Santa Ana	CA	Purchase	Financial Instrument for Home Loan Modifications	\$ 195,000,000	N/A		6/17/2009	\$ (63,980,000)	\$ 131,020,000	Updated portfolio data from servicer
									9/30/2009	\$ 90,990,000	\$ 222,010,000	Updated portfolio data from servicer & HPDP initial cap
									12/30/2009	\$ 57,980,000	\$ 279,990,000	Updated portfolio data from servicer & HAFA initial cap
									3/26/2010	\$ 74,520,000	\$ 354,510,000	Updated portfolio data from servicer
5/1/2009	Aurora Loan Services, LLC	Littleton	CO	Purchase	Financial Instrument for Home Loan Modifications	\$ 798,000,000	N/A		6/17/2009	\$ (338,450,000)	\$ 459,550,000	Updated portfolio data from servicer
									9/30/2009	\$ (11,860,000)	\$ 447,690,000	Updated portfolio data from servicer & HPDP initial cap
									12/30/2009	\$ 21,330,000	\$ 469,020,000	Updated portfolio data from servicer & HAFA initial cap
									3/26/2010	\$ 9,150,000	\$ 478,170,000	Updated portfolio data from servicer
5/28/2009	Nationstar Mortgage LLC	Lewisville	TX	Purchase	Financial Instrument for Home Loan Modifications	\$ 101,000,000	N/A		6/12/2009	\$ 16,140,000	\$ 117,140,000	Updated portfolio data from servicer
									9/30/2009	\$ 134,560,000	\$ 251,700,000	Updated portfolio data from servicer & HPDP initial cap
									12/30/2009	\$ 80,250,000	\$ 331,950,000	Updated portfolio data from servicer & HAFA initial cap
									3/26/2010	\$ 67,250,000	\$ 399,200,000	Updated portfolio data from servicer
6/12/2009	Residential Credit Solutions	Fort Worth	TX	Purchase	Financial Instrument for Home Loan Modifications	\$ 19,400,000	N/A		9/30/2009	\$ (1,860,000)	\$ 17,540,000	Updated portfolio data from servicer & HPDP initial cap
									12/30/2009	\$ 27,920,000	\$ 45,460,000	Updated portfolio data from servicer & HAFA initial cap
									3/26/2010	\$ (1,390,000)	\$ 44,070,000	Updated portfolio data from servicer

Date	Servicer Modifying Borrowers' Loans				Investment Description	Cap of Incentive Payments on Behalf of Borrowers and to Servicers & Lenders/Investors (Cap) <sup>1</sup>	Pricing Mechanism	Note	Adjustment Details			
	Name of Institution	City	State	Transaction Type					Adjustment Date	Cap Adjustment Amount	Adjusted Cap	Reason for Adjustment
6/17/2009	CCO Mortgage	Glen Allen	VA	Purchase	Financial Instrument for Home Loan Modifications	\$ 16,520,000	N/A		9/30/2009	\$ 13,070,000	\$ 29,590,000	Updated portfolio data from servicer & HPDP initial cap
									12/30/2009	\$ 145,510,000	\$ 175,100,000	Updated portfolio data from servicer & HAFA initial cap
									3/26/2010	\$ (116,950,000)	\$ 58,150,000	Updated portfolio data from servicer
6/17/2009	RG Mortgage Corporation	San Juan	PR	Purchase	Financial Instrument for Home Loan Modifications	\$ 57,000,000	N/A		9/30/2009	\$ (11,300,000)	\$ 45,700,000	Updated portfolio data from servicer & HPDP initial cap
									12/30/2009	\$ (42,210,000)	\$ 3,490,000	Updated portfolio data from servicer & HAFA initial cap
									3/26/2010	\$ 65,640,000	\$ 69,130,000	Updated portfolio data from servicer
									4/9/2010	\$ (14,470,000)	\$ 54,660,000	Updated portfolio data from servicer
6/19/2009	First Federal Savings and Loan	Port Angeles	WA	Purchase	Financial Instrument for Home Loan Modifications	\$ 770,000	N/A		12/30/2009	\$ 2,020,000	\$ 2,790,000	Updated portfolio data from servicer & HAFA initial cap
									3/26/2010	\$ 11,370,000	\$ 14,160,000	Updated portfolio data from servicer
									5/26/2010	\$ (14,160,000)	\$ -	Termination of SPA
6/19/2009	Wescom Central Credit Union	Anaheim	CA	Purchase	Financial Instrument for Home Loan Modifications	\$ 540,000	N/A		9/30/2009	\$ 330,000	\$ 870,000	Updated portfolio data from servicer & HPDP initial cap
									12/30/2009	\$ 16,490,000	\$ 17,360,000	Updated portfolio data from servicer & HAFA initial cap
									3/26/2010	\$ (14,260,000)	\$ 3,100,000	Updated portfolio data from servicer
6/26/2009	Citizens First Wholesale Mortgage Company	The Villages	FL	Purchase	Financial Instrument for Home Loan Modifications	\$ 30,000	N/A		9/30/2009	\$ (10,000)	\$ 20,000	Updated portfolio data from servicer & HPDP initial cap
									12/30/2009	\$ 590,000	\$ 610,000	Updated portfolio data from servicer & HAFA initial cap
									3/26/2010	\$ (580,000)	\$ 30,000	Updated portfolio data from servicer
6/26/2009	Technology Credit Union	San Jose	CA	Purchase	Financial Instrument for Home Loan Modifications	\$ 70,000	N/A		12/30/2009	\$ 2,180,000	\$ 2,250,000	Updated portfolio data from servicer & HAFA initial cap
									3/26/2010	\$ (720,000)	\$ 1,530,000	Updated portfolio data from servicer
6/26/2009	National City Bank	Miamisburg	OH	Purchase	Financial Instrument for Home Loan Modifications	\$ 294,980,000	N/A		9/30/2009	\$ 315,170,000	\$ 610,150,000	Updated portfolio data from servicer & HPDP initial cap
									12/30/2009	\$ 90,280,000	\$ 700,430,000	Updated portfolio data from servicer & HAFA initial cap
									3/26/2010	\$ (18,690,000)	\$ 681,740,000	Updated portfolio data from servicer
7/1/2009	Wachovia Mortgage, FSB	Des Moines	IA	Purchase	Financial Instrument for Home Loan Modifications	\$ 634,010,000	N/A		9/30/2009	\$ 723,880,000	\$ 1,357,890,000	Updated portfolio data from servicer & HPDP initial cap
									12/30/2009	\$ 692,640,000	\$ 2,050,530,000	Updated portfolio data from servicer & HAFA initial cap
									2/17/2010	\$ (2,050,236,344)	\$ 293,656	Transfer of cap (to Wells Fargo Bank) due to merger
									3/12/2010	\$ (54,767)	\$ 238,890	Transfer of cap (to Wells Fargo Bank) due to merger
7/1/2009	Bayview Loan Servicing, LLC	Coral Gables	FL	Purchase	Financial Instrument for Home Loan Modifications	\$ 44,260,000	N/A	3	9/30/2009	\$ 23,850,000	\$ 68,110,000	Updated portfolio data from servicer & HPDP initial cap
									12/30/2009	\$ 43,590,000	\$ 111,700,000	Updated portfolio data from servicer & HAFA initial cap
									3/26/2010	\$ 34,540,000	\$ 146,240,000	Updated portfolio data from servicer
									5/7/2010	\$ 1,010,000	\$ 147,250,000	Initial 2MP cap
7/10/2009	Lake National Bank	Mentor	OH	Purchase	Financial Instrument for Home Loan Modifications	\$ 100,000	N/A		9/30/2009	\$ 150,000	\$ 250,000	Updated portfolio data from servicer & HPDP initial cap
									12/30/2009	\$ 130,000	\$ 380,000	Updated portfolio data from servicer & HAFA initial cap
									3/26/2010	\$ 50,000	\$ 430,000	Updated portfolio data from servicer
7/10/2009	IBM Southeast Employees' Federal Credit Union	Delray Beach	FL	Purchase	Financial Instrument for Home Loan Modifications	\$ 870,000	N/A		9/30/2009	\$ (10,000)	\$ 860,000	Updated portfolio data from servicer & HPDP initial cap
									12/30/2009	\$ 250,000	\$ 1,110,000	Updated portfolio data from servicer & HAFA initial cap
									3/26/2010	\$ (10,000)	\$ 1,100,000	Updated portfolio data from servicer

Date	Servicer Modifying Borrowers' Loans				Investment Description	Cap of Incentive Payments on Behalf of Borrowers and to Servicers & Lenders/Investors (Cap) <sup>1</sup>	Pricing Mechanism	Note	Adjustment Details			
	Name of Institution	City	State	Transaction Type					Adjustment Date	Cap Adjustment Amount	Adjusted Cap	Reason for Adjustment
7/17/2009	MorEquity, Inc.	Evansville	IN	Purchase	Financial Instrument for Home Loan Modifications	\$ 23,480,000	N/A		9/30/2009	\$ 18,530,000	\$ 42,010,000	Updated portfolio data from servicer & HPDP initial cap
									12/30/2009	\$ 24,510,000	\$ 66,520,000	Updated portfolio data from servicer & HAFA initial cap
									3/26/2010	\$ 18,360,000	\$ 84,880,000	Updated portfolio data from servicer
7/17/2009	PNC Bank, National Association	Pittsburgh	PA	Purchase	Financial Instrument for Home Loan Modifications	\$ 54,470,000	N/A		9/30/2009	\$ (36,240,000)	\$ 18,230,000	Updated portfolio data from servicer & HPDP initial cap
									12/30/2009	\$ 19,280,000	\$ 37,510,000	Updated portfolio data from servicer & HAFA initial cap
									3/26/2010	\$ 2,470,000	\$ 39,980,000	Updated portfolio data from servicer
7/17/2009	Farmers State Bank	West Salem	OH	Purchase	Financial Instrument for Home Loan Modifications	\$ 170,000	N/A		9/30/2009	\$ (90,000)	\$ 80,000	Updated portfolio data from servicer & HPDP initial cap
									12/30/2009	\$ 50,000	\$ 130,000	Updated portfolio data from servicer & HAFA initial cap
									3/26/2010	\$ 100,000	\$ 230,000	Updated portfolio data from servicer
7/17/2009	ShoreBank	Chicago	IL	Purchase	Financial Instrument for Home Loan Modifications	\$ 1,410,000	N/A		9/30/2009	\$ 890,000	\$ 2,300,000	Updated portfolio data from servicer & HPDP initial cap
									12/30/2009	\$ 1,260,000	\$ 3,560,000	Updated portfolio data from servicer & HAFA initial cap
									3/26/2010	\$ (20,000)	\$ 3,540,000	Updated portfolio data from servicer
7/22/2009	American Home Mortgage Servicing, Inc	Coppell	TX	Purchase	Financial Instrument for Home Loan Modifications	\$ 1,272,490,000	N/A		9/30/2009	\$ (53,670,000)	\$ 1,218,820,000	Updated portfolio data from servicer & HPDP initial cap
									12/30/2009	\$ 250,450,000	\$ 1,469,270,000	Updated portfolio data from servicer & HAFA initial cap
									3/26/2010	\$ 124,820,000	\$ 1,594,090,000	Updated portfolio data from servicer
7/22/2009	Mortgage Center, LLC	Southfield	MI	Purchase	Financial Instrument for Home Loan Modifications	\$ 4,210,000	N/A		9/30/2009	\$ 1,780,000	\$ 5,990,000	Updated portfolio data from servicer & HPDP initial cap
									12/30/2009	\$ 2,840,000	\$ 8,830,000	Updated portfolio data from servicer & HAFA initial cap
									3/26/2010	\$ 2,800,000	\$ 11,630,000	Updated portfolio data from servicer
7/22/2009	Mission Federal Credit Union	San Diego	CA	Purchase	Financial Instrument for Home Loan Modifications	\$ 860,000	N/A		9/30/2009	\$ (490,000)	\$ 370,000	Updated portfolio data from servicer & HPDP initial cap
									12/30/2009	\$ 6,750,000	\$ 7,120,000	Updated portfolio data from servicer & HAFA initial cap
									3/26/2010	\$ (6,340,000)	\$ 780,000	Updated portfolio data from servicer
7/29/2009	First Bank	St. Louis	MO	Purchase	Financial Instrument for Home Loan Modifications	\$ 6,460,000	N/A		9/30/2009	\$ (1,530,000)	\$ 4,930,000	Updated portfolio data from servicer & HPDP initial cap
									12/30/2009	\$ 680,000	\$ 5,610,000	Updated portfolio data from servicer & HAFA initial cap
									3/26/2010	\$ 2,460,000	\$ 8,070,000	Updated portfolio data from servicer
7/29/2009	Purdue Employees Federal Credit Union	West Lafayette	IN	Purchase	Financial Instrument for Home Loan Modifications	\$ 1,090,000	N/A		9/30/2009	\$ (60,000)	\$ 1,030,000	Updated portfolio data from servicer & HPDP initial cap
									12/30/2009	\$ 1,260,000	\$ 2,290,000	Updated portfolio data from servicer & HAFA initial cap
									3/26/2010	\$ 2,070,000	\$ 4,360,000	Updated portfolio data from servicer
7/29/2009	Wachovia Bank, N.A.	Charlotte	NC	Purchase	Financial Instrument for Home Loan Modifications	\$ 85,020,000	N/A		9/30/2009	\$ (37,700,000)	\$ 47,320,000	Updated portfolio data from servicer & HPDP initial cap
									12/30/2009	\$ 26,160,000	\$ 73,480,000	Updated portfolio data from servicer & HAFA initial cap
									3/26/2010	\$ 9,820,000	\$ 83,300,000	Updated portfolio data from servicer
7/31/2009	J.P.Morgan Chase Bank, NA	Lewisville	TX	Purchase	Financial Instrument for Home Loan Modifications	\$ 2,699,720,000	N/A		9/30/2009	\$ (14,850,000)	\$ 2,684,870,000	Updated portfolio data from servicer & HPDP initial cap
									12/30/2009	\$ 1,178,180,000	\$ 3,863,050,000	Updated portfolio data from servicer & HAFA initial cap
									3/26/2010	\$ 1,006,580,000	\$ 4,869,630,000	Updated portfolio data from servicer & ZMP initial cap
7/31/2009	EMC Mortgage Corporation	Lewisville	TX	Purchase	Financial Instrument for Home Loan Modifications	\$ 707,380,000	N/A		9/30/2009	\$ (10,000)	\$ 707,370,000	Updated portfolio data from servicer & HPDP initial cap
									12/30/2009	\$ 502,430,000	\$ 1,209,800,000	Updated portfolio data from servicer & HAFA initial cap
									3/26/2010	\$ (134,560,000)	\$ 1,075,240,000	Updated portfolio data from servicer & ZMP initial cap



Date	Servicer Modifying Borrowers' Loans				Investment Description	Cap of Incentive Payments on Behalf of Borrowers and to Servicers & Lenders/Investors (Cap) <sup>1</sup>	Pricing Mechanism	Note	Adjustment Details			
	Name of Institution	City	State	Transaction Type					Adjustment Date	Cap Adjustment Amount	Adjusted Cap	Reason for Adjustment
8/5/2009	Lake City Bank	Warsaw	IN	Purchase	Financial Instrument for Home Loan Modifications	\$ 420,000	N/A		9/30/2009	\$ 180,000	\$ 600,000	Updated portfolio data from servicer & HPDP initial cap
									12/30/2009	\$ (350,000)	\$ 250,000	Updated portfolio data from servicer & HAFA initial cap
									3/26/2010	\$ 20,000	\$ 270,000	Updated portfolio data from servicer
8/5/2009	Oakland Municipal Credit Union	Oakland	CA	Purchase	Financial Instrument for Home Loan Modifications	\$ 140,000	N/A		9/30/2009	\$ 290,000	\$ 430,000	Updated portfolio data from servicer & HPDP initial cap
									12/30/2009	\$ 210,000	\$ 640,000	Updated portfolio data from servicer & HAFA initial cap
									3/26/2010	\$ 170,000	\$ 810,000	Updated portfolio data from servicer
8/5/2009	HomEq Servicing	North Highlands	CA	Purchase	Financial Instrument for Home Loan Modifications	\$ 674,000,000	N/A		9/30/2009	\$ (121,190,000)	\$ 552,810,000	Updated portfolio data from servicer & HPDP initial cap
									12/30/2009	\$ (36,290,000)	\$ 516,520,000	Updated portfolio data from servicer & HAFA initial cap
									3/26/2010	\$ 199,320,000	\$ 715,840,000	Updated portfolio data from servicer
8/12/2009	Litton Loan Servicing LP	Houston	TX	Purchase	Financial Instrument for Home Loan Modifications	\$ 774,900,000	N/A		9/30/2009	\$ 313,050,000	\$ 1,087,950,000	Updated portfolio data from servicer & HPDP initial cap
									12/30/2009	\$ 275,370,000	\$ 1,363,320,000	Updated portfolio data from servicer & HAFA initial cap
									3/26/2010	\$ 278,910,000	\$ 1,642,230,000	Updated portfolio data from servicer
8/12/2009	PennyMac Loan Services, LLC	Calasbasa	CA	Purchase	Financial Instrument for Home Loan Modifications	\$ 6,210,000	N/A		9/30/2009	\$ (1,200,000)	\$ 5,010,000	Updated portfolio data from servicer & HPDP initial cap
									12/30/2009	\$ 30,800,000	\$ 35,810,000	Updated portfolio data from servicer & HAFA initial cap
									3/26/2010	\$ 23,200,000	\$ 59,010,000	Updated portfolio data from servicer
8/12/2009	Servis One, Inc.	Titusville	PA	Purchase	Financial Instrument for Home Loan Modifications	\$ 29,730,000	N/A		9/30/2009	\$ (25,510,000)	\$ 4,220,000	Updated portfolio data from servicer & HPDP initial cap
									12/30/2009	\$ 520,000	\$ 4,740,000	Updated portfolio data from servicer & HAFA initial cap
									3/26/2010	\$ 4,330,000	\$ 9,070,000	Updated portfolio data from servicer
									4/19/2010	\$ 230,000	\$ 9,300,000	Transfer of cap from CitiMortgage, Inc. due to servicing transfer
									5/19/2010	\$ 850,000	\$ 10,150,000	Initial 2MP cap
8/28/2009	OneWest Bank	Pasadena	CA	Purchase	Financial Instrument for Home Loan Modifications	\$ 668,440,000	N/A		10/2/2009	\$ 145,800,000	\$ 814,240,000	HPDP initial cap
									12/30/2009	\$ 1,355,930,000	\$ 2,170,170,000	Updated portfolio data from servicer & HAFA initial cap
									3/26/2010	\$ 121,180,000	\$ 2,291,350,000	Updated portfolio data from servicer
8/28/2009	Stanford Federal Credit Union	Palo Alto	CA	Purchase	Financial Instrument for Home Loan Modifications	\$ 300,000	N/A		10/2/2009	\$ 70,000	\$ 370,000	HPDP initial cap
									12/30/2009	\$ 2,680,000	\$ 3,050,000	Updated portfolio data from servicer & HAFA initial cap
									3/26/2010	\$ 350,000	\$ 3,400,000	Updated portfolio data from servicer
8/28/2009	RoundPoint Mortgage Servicing Corporation	Charlotte	NC	Purchase	Financial Instrument for Home Loan Modifications	\$ 570,000	N/A		10/2/2009	\$ 130,000	\$ 700,000	HPDP initial cap
									12/30/2009	\$ (310,000)	\$ 390,000	Updated portfolio data from servicer & HAFA initial cap
									3/26/2010	\$ 2,110,000	\$ 2,500,000	Updated portfolio data from servicer
9/2/2009	Horicon Bank	Horicon	WI	Purchase	Financial Instrument for Home Loan Modifications	\$ 560,000	N/A		10/2/2009	\$ 130,000	\$ 690,000	HPDP initial cap
									12/30/2009	\$ 1,040,000	\$ 1,730,000	Updated portfolio data from servicer & HAFA initial cap
									3/26/2010	\$ (1,680,000)	\$ 50,000	Updated portfolio data from servicer
									5/12/2010	\$ 1,260,000	\$ 1,310,000	Updated portfolio data from servicer
9/2/2009	Vantium Capital, Inc.	Plano	TX	Purchase	Financial Instrument for Home Loan Modifications	\$ 6,000,000	N/A		10/2/2009	\$ 1,310,000	\$ 7,310,000	HPDP initial cap
									12/30/2009	\$ (3,390,000)	\$ 3,920,000	Updated portfolio data from servicer & HAFA initial cap
									3/26/2010	\$ 410,000	\$ 4,330,000	Updated portfolio data from servicer

Date	Servicer Modifying Borrowers' Loans				Investment Description	Cap of Incentive Payments on Behalf of Borrowers and to Servicers & Lenders/Investors (Cap) <sup>1</sup>	Pricing Mechanism	Note	Adjustment Details			
	Name of Institution	City	State	Transaction Type					Adjustment Date	Cap Adjustment Amount	Adjusted Cap	Reason for Adjustment
9/9/2009	Central Florida Educators Federal Credit Union	Lake Mary	FL	Purchase	Financial Instrument for Home Loan Modifications	\$ 1,250,000	N/A		10/2/2009	\$ 280,000	\$ 1,530,000	HPDP initial cap
									12/30/2009	\$ (750,000)	\$ 780,000	Updated portfolio data from servicer & HAFA initial cap
									3/26/2010	\$ 120,000	\$ 900,000	Updated portfolio data from servicer
9/9/2009	U.S. Bank National Association	Owensboro	KY	Purchase	Financial Instrument for Home Loan Modifications	\$ 114,220,000	N/A		10/2/2009	\$ 24,920,000	\$ 139,140,000	HPDP initial cap
									12/30/2009	\$ 49,410,000	\$ 188,550,000	Updated portfolio data from servicer & HAFA initial cap
									3/26/2010	\$ 41,830,000	\$ 230,380,000	Updated portfolio data from servicer
9/9/2009	CUC Mortgage Corporation	Albany	NY	Purchase	Financial Instrument for Home Loan Modifications	\$ 4,350,000	N/A		10/2/2009	\$ 950,000	\$ 5,300,000	HPDP initial cap
									12/30/2009	\$ 5,700,000	\$ 11,000,000	Updated portfolio data from servicer & HAFA initial cap
									3/26/2010	\$ 740,000	\$ 11,740,000	Updated portfolio data from servicer
9/11/2009	ORNL Federal Credit Union	Oak Ridge	TN	Purchase	Financial Instrument for Home Loan Modifications	\$ 2,070,000	N/A		10/2/2009	\$ 460,000	\$ 2,530,000	HPDP initial cap
									12/30/2009	\$ 2,730,000	\$ 5,260,000	Updated portfolio data from servicer & HAFA initial cap
									3/26/2010	\$ 13,280,000	\$ 18,540,000	Updated portfolio data from servicer
9/11/2009	Allstate Mortgage Loans & Investments, Inc.	Ocala	FL	Purchase	Financial Instrument for Home Loan Modifications	\$ 250,000	N/A		10/2/2009	\$ 60,000	\$ 310,000	HPDP initial cap
									12/30/2009	\$ (80,000)	\$ 230,000	Updated portfolio data from servicer & HAFA initial cap
									3/26/2010	\$ 280,000	\$ 510,000	Updated portfolio data from servicer
9/11/2009	Metropolitan National Bank	Little Rock	AR	Purchase	Financial Instrument for Home Loan Modifications	\$ 280,000	N/A		10/2/2009	\$ 70,000	\$ 350,000	HPDP initial cap
									12/30/2009	\$ 620,000	\$ 970,000	Updated portfolio data from servicer & HAFA initial cap
									3/26/2010	\$ 100,000	\$ 1,070,000	Updated portfolio data from servicer
9/11/2009	Franklin Credit Management Corporation	Jersey City	NJ	Purchase	Financial Instrument for Home Loan Modifications	\$ 27,510,000	N/A		10/2/2009	\$ 6,010,000	\$ 33,520,000	HPDP initial cap
									12/30/2009	\$ (19,750,000)	\$ 13,770,000	Updated portfolio data from servicer & HAFA initial cap
									3/26/2010	\$ (4,780,000)	\$ 8,990,000	Updated portfolio data from servicer
9/16/2009	Bay Federal Credit Union	Capitola	CA	Purchase	Financial Instrument for Home Loan Modifications	\$ 410,000	N/A		10/2/2009	\$ 90,000	\$ 500,000	HPDP initial cap
									12/30/2009	\$ 1,460,000	\$ 1,960,000	Updated portfolio data from servicer & HAFA initial cap
									3/26/2010	\$ 160,000	\$ 2,120,000	Updated portfolio data from servicer
9/23/2009	AMS Servicing, LLC	Buffalo	NY	Purchase	Financial Instrument for Home Loan Modifications	\$ 4,390,000	N/A		10/2/2009	\$ 960,000	\$ 5,350,000	HPDP initial cap
									12/30/2009	\$ (3,090,000)	\$ 2,260,000	Updated portfolio data from servicer & HAFA initial cap
									3/26/2010	\$ 230,000	\$ 2,490,000	Updated portfolio data from servicer
9/23/2009	Schools Financial Credit Union	Sacramento	CA	Purchase	Financial Instrument for Home Loan Modifications	\$ 390,000	N/A		10/2/2009	\$ 90,000	\$ 480,000	HPDP initial cap
									12/30/2009	\$ 940,000	\$ 1,420,000	Updated portfolio data from servicer & HAFA initial cap
									3/26/2010	\$ (980,000)	\$ 440,000	Updated portfolio data from servicer
9/23/2009	Glass City Federal Credit Union	Maumee	OH	Purchase	Financial Instrument for Home Loan Modifications	\$ 230,000	N/A		10/2/2009	\$ 60,000	\$ 290,000	HPDP initial cap
									12/30/2009	\$ (10,000)	\$ 280,000	Updated portfolio data from servicer & HAFA initial cap
									3/26/2010	\$ 130,000	\$ 410,000	Updated portfolio data from servicer
9/23/2009	Central Jersey Federal Credit Union	Woodbridge	NJ	Purchase	Financial Instrument for Home Loan Modifications	\$ 30,000	N/A		10/2/2009	\$ 10,000	\$ 40,000	HPDP initial cap
									12/30/2009	\$ 120,000	\$ 160,000	Updated portfolio data from servicer & HAFA initial cap
									3/26/2010	\$ 10,000	\$ 170,000	Updated portfolio data from servicer

Date	Servicer Modifying Borrowers' Loans				Investment Description	Cap of Incentive Payments on Behalf of Borrowers and to Servicers & Lenders/Investors (Cap) <sup>1</sup>	Pricing Mechanism	Note	Adjustment Details			
	Name of Institution	City	State	Transaction Type					Adjustment Date	Cap Adjustment Amount	Adjusted Cap	Reason for Adjustment
9/23/2009	Yadkin Valley Bank	Elkin	NC	Purchase	Financial Instrument for Home Loan Modifications	\$ 240,000	N/A		10/2/2009	\$ 60,000	\$ 300,000	HPDP initial cap
									12/30/2009	\$ 350,000	\$ 650,000	Updated portfolio data from servicer & HAFA initial cap
									3/26/2010	\$ 1,360,000	\$ 2,010,000	Updated portfolio data from servicer
9/25/2009	SEFCU	Albany	NY	Purchase	Financial Instrument for Home Loan Modifications	\$ 440,000	N/A		10/2/2009	\$ 100,000	\$ 540,000	HPDP initial cap
									12/30/2009	\$ 20,000	\$ 560,000	Updated portfolio data from servicer & HAFA initial cap
									3/26/2010	\$ (290,000)	\$ 270,000	Updated portfolio data from servicer
10/14/2009	Great Lakes Credit Union	North Chicago	IL	Purchase	Financial Instrument for Home Loan Modifications	\$ 570,000	N/A		12/30/2009	\$ 1,030,000	\$ 1,600,000	Updated portfolio data from servicer & HAFA initial cap
10/14/2009	Mortgage Clearing Corporation	Tulsa	OK	Purchase	Financial Instrument for Home Loan Modifications	\$ 4,860,000	N/A		3/26/2010	\$ (880,000)	\$ 720,000	Updated portfolio data from servicer
									12/30/2009	\$ (2,900,000)	\$ 1,960,000	Updated portfolio data from servicer & HAFA initial cap
10/21/2009	United Bank Mortgage Corporation	Grand Rapids	MI	Purchase	Financial Instrument for Home Loan Modifications	\$ 410,000	N/A		3/26/2010	\$ (1,600,000)	\$ 360,000	Updated portfolio data from servicer
									1/22/2010	\$ 20,000	\$ 430,000	Updated HPDP cap & HAFA initial cap
10/23/2009	Bank United	Miami Lakes	FL	Purchase	Financial Instrument for Home Loan Modifications	\$ 93,660,000	N/A		3/26/2010	\$ 400,000	\$ 830,000	Updated portfolio data from servicer
									1/22/2010	\$ 4,370,000	\$ 98,030,000	Updated HPDP cap & HAFA initial cap
									3/26/2010	\$ 23,880,000	\$ 121,910,000	Updated portfolio data from servicer
10/23/2009	IC Federal Credit Union	Fitchburg	MA	Purchase	Financial Instrument for Home Loan Modifications	\$ 760,000	N/A		1/22/2010	\$ 40,000	\$ 800,000	Updated HPDP cap & HAFA initial cap
									3/26/2010	\$ (760,000)	\$ 40,000	Updated portfolio data from servicer
									5/12/2010	\$ 2,630,000	\$ 2,670,000	Updated portfolio data from servicer
10/28/2009	Harleysville National Bank & Trust Company	Harleysville	PA	Purchase	Financial Instrument for Home Loan Modifications	\$ 1,070,000	N/A		4/21/2010	\$ (1,070,000)	\$ -	Termination of SPA
10/28/2009	Members Mortgage Company, Inc	Woburn	MA	Purchase	Financial Instrument for Home Loan Modifications	\$ 510,000	N/A		4/21/2010	\$ (510,000)	\$ -	Termination of SPA
10/30/2009	DuPage Credit Union	Naperville	IL	Purchase	Financial Instrument for Home Loan Modifications	\$ 70,000	N/A		1/22/2010	\$ 10,000	\$ 80,000	Updated HPDP cap & HAFA initial cap
									3/26/2010	\$ 10,000	\$ 90,000	Updated portfolio data from servicer
11/6/2009	Los Alamos National Bank	Los Alamos	NM	Purchase	Financial Instrument for Home Loan Modifications	\$ 700,000	N/A		1/22/2010	\$ 40,000	\$ 740,000	Updated HPDP cap & HAFA initial cap
									3/26/2010	\$ 50,000	\$ 790,000	Updated portfolio data from servicer
11/18/2009	Quantum Servicing Corporation	Tampa	FL	Purchase	Financial Instrument for Home Loan Modifications	\$ 18,960,000	N/A		1/22/2010	\$ 890,000	\$ 19,850,000	Updated HPDP cap & HAFA initial cap
									3/26/2010	\$ 3,840,000	\$ 23,690,000	Updated portfolio data from servicer
11/18/2009	Hillsdale County National Bank	Hillsdale	MI	Purchase	Financial Instrument for Home Loan Modifications	\$ 1,670,000	N/A		1/22/2010	\$ 80,000	\$ 1,750,000	Updated HPDP cap & HAFA initial cap
									3/26/2010	\$ 330,000	\$ 2,080,000	Updated portfolio data from servicer
11/18/2009	QLending, Inc.	Coral Gables	FL	Purchase	Financial Instrument for Home Loan Modifications	\$ 20,000	N/A		1/22/2010	\$ -	\$ 20,000	Updated HPDP cap & HAFA initial cap
									3/26/2010	\$ (10,000)	\$ 10,000	Updated portfolio data from servicer
11/25/2009	Marix Servicing, LLC	Phoenix	AZ	Purchase	Financial Instrument for Home Loan Modifications	\$ 20,360,000	N/A		1/22/2010	\$ 950,000	\$ 21,310,000	Updated HPDP cap & HAFA initial cap
									3/26/2010	\$ (17,880,000)	\$ 3,430,000	Updated portfolio data from servicer
11/25/2009	Home Financing Center, Inc	Coral Gables	FL	Purchase	Financial Instrument for Home Loan Modifications	\$ 230,000	N/A		4/21/2010	\$ (230,000)	\$ -	Termination of SPA
11/25/2009	First Keystone Bank	Media	PA	Purchase	Financial Instrument for Home Loan Modifications	\$ 1,280,000	N/A		1/22/2010	\$ 50,000	\$ 1,330,000	Updated HPDP cap & HAFA initial cap
									3/26/2010	\$ 1,020,000	\$ 2,350,000	Updated portfolio data from servicer
12/4/2009	Community Bank & Trust Company	Clarks Summit	PA	Purchase	Financial Instrument for Home Loan Modifications	\$ 380,000	N/A		1/22/2010	\$ 10,000	\$ 390,000	Updated HPDP cap & HAFA initial cap
									3/26/2010	\$ 520,000	\$ 910,000	Updated portfolio data from servicer

Date	Servicer Modifying Borrowers' Loans				Investment Description	Cap of Incentive Payments on Behalf of Borrowers and to Servicers & Lenders/Investors (Cap) <sup>1</sup>	Pricing Mechanism	Note	Adjustment Details			
	Name of Institution	City	State	Transaction Type					Adjustment Date	Cap Adjustment Amount	Adjusted Cap	Reason for Adjustment
12/4/2009	Idaho Housing and Finance Association	Boise	ID	Purchase	Financial Instrument for Home Loan Modifications	\$ 9,430,000	N/A		1/22/2010	\$ 440,000	\$ 9,870,000	Updated HPDP cap & HAFA initial cap
									3/26/2010	\$ 14,480,000	\$ 24,350,000	Updated portfolio data from servicer
									5/26/2010	\$ (24,200,000)	\$ 150,000	Updated portfolio data from servicer
12/9/2009	Spirit of Alaska Federal Credit Union	Fairbanks	AK	Purchase	Financial Instrument for Home Loan Modifications	\$ 360,000	N/A		1/22/2010	\$ 10,000	\$ 370,000	Updated HPDP cap & HAFA initial cap
									3/26/2010	\$ 850,000	\$ 1,220,000	Updated portfolio data from servicer
12/9/2009	American Eagle Federal Credit Union	East Hartford	CT	Purchase	Financial Instrument for Home Loan Modifications	\$ 1,590,000	N/A		1/22/2010	\$ 70,000	\$ 1,660,000	Updated HPDP cap & HAFA initial cap
									3/26/2010	\$ (290,000)	\$ 1,370,000	Updated portfolio data from servicer
12/9/2009	Silver State Schools Credit Union	Las Vegas	NV	Purchase	Financial Instrument for Home Loan Modifications	\$ 1,880,000	N/A		1/22/2010	\$ 90,000	\$ 1,970,000	Updated HPDP cap & HAFA initial cap
									3/26/2010	\$ 1,110,000	\$ 3,080,000	Updated portfolio data from servicer
12/9/2009	Fidelity Homestead Savings Bank	New Orleans	LA	Purchase	Financial Instrument for Home Loan Modifications	\$ 2,940,000	N/A		1/22/2010	\$ 140,000	\$ 3,080,000	Updated HPDP cap & HAFA initial cap
									3/26/2010	\$ 6,300,000	\$ 9,380,000	Updated portfolio data from servicer
12/9/2009	Bay Gulf Credit Union	Tampa	FL	Purchase	Financial Instrument for Home Loan Modifications	\$ 230,000	N/A		1/22/2010	\$ 10,000	\$ 240,000	Updated HPDP cap & HAFA initial cap
									3/26/2010	\$ 440,000	\$ 680,000	Updated portfolio data from servicer
12/9/2009	The Golden 1 Credit Union	Sacramento	CA	Purchase	Financial Instrument for Home Loan Modifications	\$ 6,160,000	N/A		1/22/2010	\$ 290,000	\$ 6,450,000	Updated HPDP cap & HAFA initial cap
									3/26/2010	\$ 40,000	\$ 6,490,000	Updated portfolio data from servicer
12/9/2009	Sterling Savings Bank	Spokane	WA	Purchase	Financial Instrument for Home Loan Modifications	\$ 2,250,000	N/A		1/22/2010	\$ 100,000	\$ 2,350,000	Updated HPDP cap & HAFA initial cap
									3/26/2010	\$ (740,000)	\$ 1,610,000	Updated portfolio data from servicer
12/11/2009	HomeStar Bank & Financial Services	Manteno	IL	Purchase	Financial Instrument for Home Loan Modifications	\$ 310,000	N/A		1/22/2010	\$ 20,000	\$ 330,000	Updated HPDP cap & HAFA initial cap
									3/26/2010	\$ 820,000	\$ 1,150,000	Updated portfolio data from servicer
12/11/2009	Glenview State Bank	Glenview	IL	Purchase	Financial Instrument for Home Loan Modifications	\$ 370,000	N/A		1/22/2010	\$ 20,000	\$ 390,000	Updated HPDP cap & HAFA initial cap
									3/26/2010	\$ 1,250,000	\$ 1,640,000	Updated portfolio data from servicer
									5/26/2010	\$ (1,640,000)	\$ -	Termination of SPA
12/11/2009	Verity Credit Union	Seattle	WA	Purchase	Financial Instrument for Home Loan Modifications	\$ 600,000	N/A		1/22/2010	\$ 30,000	\$ 630,000	Updated HPDP cap & HAFA initial cap
									3/26/2010	\$ 400,000	\$ 1,030,000	Updated portfolio data from servicer
12/11/2009	Hartford Savings Bank	Hartford	WI	Purchase	Financial Instrument for Home Loan Modifications	\$ 630,000	N/A		1/22/2010	\$ 30,000	\$ 660,000	Updated HPDP cap & HAFA initial cap
									3/26/2010	\$ 800,000	\$ 1,460,000	Updated portfolio data from servicer
12/11/2009	The Bryn Mawr Trust Co.	Bryn Mawr	PA	Purchase	Financial Instrument for Home Loan Modifications	\$ 150,000	N/A		4/21/2010	\$ (150,000)	\$ -	Termination of SPA
12/16/2009	Citizens 1st National Bank	Spring Valley	IL	Purchase	Financial Instrument for Home Loan Modifications	\$ 620,000	N/A		1/22/2010	\$ 30,000	\$ 650,000	Updated HPDP cap & HAFA initial cap
									3/26/2010	\$ (580,000)	\$ 70,000	Updated portfolio data from servicer
12/16/2009	Golden Plains Credit Union	Garden City	KS	Purchase	Financial Instrument for Home Loan Modifications	\$ 170,000	N/A		1/22/2010	\$ 10,000	\$ 180,000	Updated HPDP cap & HAFA initial cap
									3/26/2010	\$ 30,000	\$ 210,000	Updated portfolio data from servicer
12/16/2009	First Federal Savings and Loan Association of Lakewood	Lakewood	OH	Purchase	Financial Instrument for Home Loan Modifications	\$ 3,460,000	N/A		1/22/2010	\$ 160,000	\$ 3,620,000	Updated HPDP cap & HAFA initial cap
									4/21/2010	\$ (3,620,000)	\$ -	Termination of SPA
12/16/2009	Sound Community Bank	Seattle	WA	Purchase	Financial Instrument for Home Loan Modifications	\$ 440,000	N/A		1/22/2010	\$ 20,000	\$ 460,000	Updated HPDP cap & HAFA initial cap
									3/26/2010	\$ 1,430,000	\$ 1,890,000	Updated portfolio data from servicer

Date	Servicer Modifying Borrowers' Loans				Investment Description	Cap of Incentive Payments on Behalf of Borrowers and to Servicers & Lenders/Investors (Cap) <sup>1</sup>	Pricing Mechanism	Note	Adjustment Details			
	Name of Institution	City	State	Transaction Type					Adjustment Date	Cap Adjustment Amount	Adjusted Cap	Reason for Adjustment
12/16/2009	Horizon Bank, NA	Michigan City	IN	Purchase	Financial Instrument for Home Loan Modifications	\$ 700,000	N/A		1/22/2010	\$ 30,000	\$ 730,000	Updated HPDP cap & HAFA initial cap
									3/26/2010	\$ 1,740,000	\$ 2,470,000	Updated portfolio data from servicer
12/16/2009	Park View Federal Savings Bank	Solon	OH	Purchase	Financial Instrument for Home Loan Modifications	\$ 760,000	N/A		1/22/2010	\$ 40,000	\$ 800,000	Updated HPDP cap & HAFA initial cap
									3/26/2010	\$ 140,000	\$ 940,000	Updated portfolio data from servicer
12/23/2009	Iberiabank	Sarasota	FL	Purchase	Financial Instrument for Home Loan Modifications	\$ 4,230,000	N/A		1/22/2010	\$ 200,000	\$ 4,430,000	Updated HPDP cap & HAFA initial cap
									3/26/2010	\$ (1,470,000)	\$ 2,960,000	Updated portfolio data from servicer
12/23/2009	Grafton Suburban Credit Union	North Grafton	MA	Purchase	Financial Instrument for Home Loan Modifications	\$ 340,000	N/A		1/22/2010	\$ 20,000	\$ 360,000	Updated HPDP cap & HAFA initial cap
									3/26/2010	\$ (320,000)	\$ 40,000	Updated portfolio data from servicer
12/23/2009	Eaton National Bank & Trust Company	Eaton	OH	Purchase	Financial Instrument for Home Loan Modifications	\$ 60,000	N/A		1/22/2010	\$ -	\$ 60,000	Updated HPDP cap & HAFA initial cap
									3/26/2010	\$ 90,000	\$ 150,000	Updated portfolio data from servicer
12/23/2009	Tempe Schools Credit Union	Tempe	AZ	Purchase	Financial Instrument for Home Loan Modifications	\$ 110,000	N/A		1/22/2010	\$ -	\$ 110,000	Updated HPDP cap & HAFA initial cap
									3/26/2010	\$ (20,000)	\$ 90,000	Updated portfolio data from servicer
1/13/2010	Fresno County Federal Credit Union	Fresno	CA	Purchase	Financial Instrument for Home Loan Modifications	\$ 260,000	N/A		3/26/2010	\$ 480,000	\$ 740,000	Updated portfolio data from servicer
1/13/2010	Roebling Bank	Roebling	NJ	Purchase	Financial Instrument for Home Loan Modifications	\$ 240,000	N/A		3/26/2010	\$ 610,000	\$ 850,000	Updated portfolio data from servicer
1/13/2010	First National Bank of Grant Park	Grant Park	IL	Purchase	Financial Instrument for Home Loan Modifications	\$ 140,000	N/A		3/26/2010	\$ 150,000	\$ 290,000	Updated portfolio data from servicer
1/13/2010	Specialized Loan Servicing, LLC	Highlands Ranch	CO	Purchase	Financial Instrument for Home Loan Modifications	\$ 64,150,000	N/A		3/26/2010	\$ (51,240,000)	\$ 12,910,000	Updated portfolio data from servicer
									5/14/2010	\$ 3,000,000	\$ 15,910,000	Transfer of cap from CitiMortgage, Inc. due to servicing transfer
1/13/2010	Greater Nevada Mortgage Services	Carson City	NV	Purchase	Financial Instrument for Home Loan Modifications	\$ 770,000	N/A		3/26/2010	\$ 8,680,000	\$ 9,450,000	Updated portfolio data from servicer
1/15/2010	Digital Federal Credit Union	Marlborough	MA	Purchase	Financial Instrument for Home Loan Modifications	\$ 3,050,000	N/A		3/26/2010	\$ 12,190,000	\$ 15,240,000	Updated portfolio data from servicer
									5/14/2010	\$ (15,240,000)	\$ -	Termination of SPA
1/29/2010	iServe Residential Lending, LLC	San Diego	CA	Purchase	Financial Instrument for Home Loan Modifications	\$ 960,000	N/A		3/26/2010	\$ (730,000)	\$ 230,000	Updated portfolio data from servicer
1/29/2010	United Bank	Griffin	GA	Purchase	Financial Instrument for Home Loan Modifications	\$ 540,000	N/A		3/26/2010	\$ 160,000	\$ 700,000	Updated portfolio data from servicer
3/3/2010	Urban Trust Bank	Lake Mary	FL	Purchase	Financial Instrument for Home Loan Modifications	\$ 1,060,000	N/A					
3/5/2010	iServe Servicing, Inc.	Irving	TX	Purchase	Financial Instrument for Home Loan Modifications	\$ 28,040,000	N/A		5/26/2010	\$ 120,000	\$ 28,160,000	Initial 2MP cap
3/10/2010	Navy Federal Credit Union	Vienna	VA	Purchase	Financial Instrument for Home Loan Modifications	\$ 60,780,000	N/A					
3/10/2010	Vist Financial Corp	Wyomissing	PA	Purchase	Financial Instrument for Home Loan Modifications	\$ 300,000	N/A					
4/14/2010	Midwest Bank and Trust Co.	Elmwood Park	IL	Purchase	Financial Instrument for Home Loan Modifications	\$ 300,000	N/A					
4/14/2010	Wealthbridge Mortgage Corp	Beaverton	OR	Purchase	Financial Instrument for Home Loan Modifications	\$ 6,550,000	N/A					
5/21/2010	Aurora Financial Group, Inc.	Marlton	NJ	Purchase	Financial Instrument for Home Loan Modifications	\$ 10,000	N/A	4	5/26/2010	\$ 30,000	\$ 40,000	Updated FHA-HAMP cap
<b>Total Initial Cap</b>						<b>\$ 23,761,990,000</b>	<b>Total Cap Adjustments</b>		<b>\$ 16,062,028,890</b>			
						<b>TOTAL CAP</b>			<b>\$ 39,824,018,890</b>			

1/ The Cap of Incentive Payments represents the potential total amount allocated to each servicer and includes the maximum amount allotted for all payments on behalf of borrowers and payments to servicers and lenders/investors.

The Cap is subject to adjustment based on the total amount allocated to the program and individual servicer usage for borrower modifications. Each adjustment to the Cap is reflected under Adjustment Details.

2/ On July 31, 2009, the SPA with Chase Home Finance, LLC was terminated and superseded by new SPAs with J.P. Morgan Chase Bank, NA and EMC Mortgage Corporation.

3/ Wachovia Mortgage, FSB was merged with Wells Fargo Bank, NA, and the remaining Adjusted Cap stated above represents the amount previously paid to Wachovia Mortgage, FSB prior to such merger.

4/ Initial cap amount only includes FHA-HAMP.

As used in this table:

"HAFA" means the Home Affordable foreclosure Alternatives program.

"HPDP" means the Home Price Decline Protection program.

"2MP" means the Second Lien Modification Program.

**SMALL BUSINESS AND COMMUNITY LENDING INITIATIVE  
SBA 7a Securities Purchase Program**

Purchase Details <sup>1</sup>					Settlement Details				Final Disposition			
Date	Investment Description	Purchase Face Amount <sup>3</sup>	Pricing Mechanism	TBA or PMF <sup>3</sup>	Settlement Date	Investment Amount <sup>2,3</sup>	TBA or PMF <sup>3</sup>	Senior Security Proceeds <sup>4</sup>	Trade Date	Life-to-date Principal Received <sup>1</sup>	Current Face Amount	Disposition Amount <sup>5</sup>
s Report [Section 105]	Floating Rate SBA 7a security due 2025	\$ 4,070,000	107.75	-	3/24/2010	\$ 4,377,249	-	\$ 2,184				
3/19/2010	Floating Rate SBA 7a security due 2022	\$ 7,617,617	109	-	3/24/2010	\$ 8,279,156	-	\$ 4,130				
3/19/2010	Floating Rate SBA 7a security due 2022	\$ 8,030,000	108.875	-	3/24/2010	\$ 8,716,265	-	\$ 4,348				
4/8/2010	Floating Rate SBA 7a security due 2034	\$ 23,500,000	110.502	-	5/28/2010	\$ 26,041,643	-	\$ 12,983				
4/8/2010	Floating Rate SBA 7a security due 2016	\$ 8,900,014	107.5	-	4/30/2010	\$ 9,598,523	-	\$ 4,783				
5/11/2010	Floating Rate SBA 7a security due 2020	\$ 12,500,000	107	TBA	6/30/2010	\$ 13,408,008	TBA*	\$ 6,687				
5/11/2010	Floating Rate SBA 7a security due 2035	\$ 15,000,000	109.5	TBA	6/30/2010	\$ 16,468,198	TBA*	\$ 8,212				
5/11/2010	Floating Rate SBA 7a security due 2033	\$ 9,500,000	110.625	TBA	6/30/2010	\$ 10,540,246	TBA*	\$ 5,254				
5/25/2010	Floating Rate SBA 7a security due 2028	\$ 8,000,000	110.125	TBA	7/30/2010	\$ 8,833,039	TBA*	\$ 4,405				
5/25/2010	Floating Rate SBA 7a security due 2032	\$ 15,000,000	109.375	TBA	7/30/2010	\$ 16,446,427	TBA*	\$ 8,203				

**Total Purchase Face Amount** \$ 112,117,631

**TOTAL INVESTMENT AMOUNT** \$ 122,708,754 \*

**Total Senior Security Proceeds** \$ 61,188 \* **Total Disposition Proceeds** \$ -

\* Subject to adjustment

1/ The amortizing principal and interest payments are reported on the monthly Dividends and Interest Report available at [www.FinancialStability.gov](http://www.FinancialStability.gov).

2/ Investment Amount is stated after giving effect to factor and, if applicable, the purchase of accrued principal and interest.

3/ If a purchase is listed as TBA, or To-Be-Announced, the underlying loans in the SBA Pool have yet to come to market, and the TBA pricing mechanism, purchase face amount, investment amount and senior security proceeds will be adjusted within the variance permitted under the program terms. If a purchase is listed as PMF, or Prior-Month-Factor, the trade was made prior to the applicable month's factor being published and the SBA 7a security and senior security are priced according to the prior-month's factor. The PMF investment amount and senior security proceeds will be adjusted after publication of the applicable month's factor (on or about the 11th business day of each month).

4/ In order to satisfy the requirements under Section 113 of the Emergency Economic Stabilization Act of 2008, Treasury will acquire a senior indebtedness instrument (a Senior Security) from the seller of each respective SBA 7a Security. Each Senior Security will (i) have an aggregate principal amount equal to the product of (A) 0.05% and (B) the Investment Amount (excluding accrued interest) paid by Treasury for the respective SBA 7a Security, and (ii) at the option of the respective seller, may be redeemed at par value immediately upon issuance, or remain outstanding with the terms and conditions as set forth in the Master Purchase Agreement.

5/ Disposition Amount is stated after giving effect, if applicable, to sale of accrued principal and interest.

**U.S. Treasury Department  
Office of Financial Stability**

**Troubled Asset Relief Program**

**Projected Costs and Liabilities [Section 105(a)(3)(E)]**

**For Period Ending May 31, 2010**

Type of Expense/Liability	Amount
None	

**Note:** Treasury interprets this reporting requirement as applicable to costs and liabilities related to insurance contracts entered into under the provisions of section 102 of the EESA; and the single insurance contract with Citigroup was terminated on December 23, 2009.

**U.S. Treasury Department  
Office of Financial Stability**

**Troubled Asset Relief Program**

**Programmatic Operating Expenses [Section 105(a)(3)(F)]**

**For Period Ending May 31, 2010**

Type of Expense	Amount
Compensation for financial agents and legal firms	\$243,031,215



**U.S. Treasury Department  
Office of Financial Stability**

**Troubled Asset Relief Program**

**Description of Vehicles Established [Section 105(a)(3)(H)]**

**For Period Ending May 31, 2010**

Date	Vehicle	Description
	None	