



City of Jacksonville

State of Florida

Recovery Plan

State and Local Fiscal Recovery Funds

2024 Report

Covered Period: July 1, 2023, to June 30, 2024

Table of Contents

1.0	General Overview	
1.1	Executive Summary	4
1.2	Uses of Funds	5
1.3	Equitable Outcomes	8
1.4	Community Engagement	12
1.5	Labor Practices	13
1.6	Use of Evidence	15
1.7	Performance Report	16
2.0	Project Inventory	
2.1	COVID-19 Vaccination Education	17
2.2	Aid for Housing and Healthcare Providers	17
2.3	Aid for Recreation and Port Authority	18
2.4	Grants to Aid Businesses and Nonprofits	18
2.5	Septic Tank Phaseout	18
2.6	Provision of Government Services	19
2.7	Administrative Expenses	19
2.8	Transfers to Other Units of Government	19
2.9	City Employee Premium Pay	19
2.10	Outfall Improvements with Riverwalk	19

Table of Figures

<i>Figure 1</i>	<i>Budget Overview</i>	<i>4</i>
<i>Figure 2</i>	<i>Budget Details</i>	<i>5</i>
<i>Figure 3</i>	<i>City of Jacksonville’s ARPA Spending Plan</i>	<i>6</i>
<i>Figure 4</i>	<i>Life Expectancy by Census Tract</i>	<i>9</i>
<i>Figure 5</i>	<i>Household Income by Census Tract</i>	<i>10</i>
<i>Figure 6</i>	<i>CDC SVI 2018 – Overall Social Vulnerability</i>	<i>10</i>
<i>Figure 7</i>	<i>CDC SVI Themes 2018</i>	<i>11</i>
<i>Figure 8</i>	<i>2021 Duval County Qualified Census Tract Map</i>	<i>12</i>

1. General Overview

1.1. Executive Summary

The American Rescue Plan Act of 2021 (H.R. 1319) is a \$1.9 trillion economic stimulus package passed by Congress and signed by President Joe Biden on March 11, 2021, in response to the ongoing COVID-19 public health emergency and associated economic and health impacts. First proposed on January 14, 2021, the package builds upon many of the measures in the CARES Act of 2020 and in the Consolidated Appropriations Act of 2021, including \$350 billion in state and local aid, divided between non-county municipalities and counties through the Coronavirus State and Local Fiscal Recovery Funds (SLFRF) to support immediate pandemic response, address economic fallout and lay the foundation for a strong and equitable recovery.

This Recovery Plan Performance Report provides background and updates into the City of Jacksonville's planning and administration of funds secured through the American Rescue Plan Act. This report will provide a review of the City's intended project outcomes and goals, as well as an overview of expenditures to date. The report provides the information specified and formats recommended by the US Treasury publication Compliance and Reporting Guidance, State and Local Fiscal Recovery Funds, Version 7.0 dated June 28, 2024.

The information in this report may include prior and ongoing projects identified in the Initial Performance Report due August 31, 2021, Annual Recovery Plan Performance Report due July 31, 2022, and Annual Recovery Plan Performance Report due July 31, 2023, as well as prospective projects in various stages, which may be subject to change or removal. This report is intended to provide an overview of the City's overall strategy and funding goals and changes are likely to occur with respect to specific projects being funded, though the overall goals of funding will remain largely the same over time.

The City of Jacksonville was awarded \$343,695,790.50 in American Rescue Plan Act (ARPA) funds. Figure 1 below demonstrates the City's current overall distribution of funding.

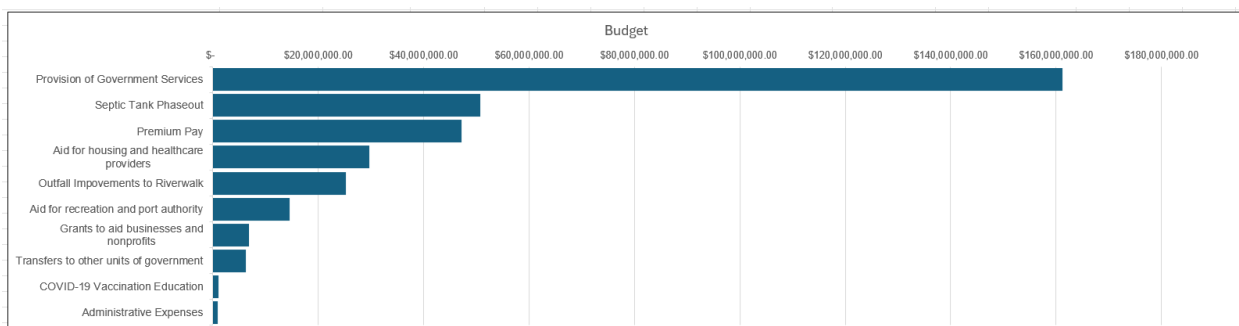


Figure 1. Budget Overview

1.2. Uses of Funds

The City of Jacksonville has received \$343,795,790.50 of funds under the American Rescue Plan Act (“ARPA”) with the first tranche of funding in June 2021 and the second tranche in June 2022. To understand the original and previous planned uses, Section 1.2 in Initial Recovery Plan and the subsequent Recovery Plan Performance Reports would have provided general discussion of the planned uses of ARPA funding, which may be dispersed into several general categories, including Public Health; Negative Economic Impacts; Premium Pay; Revenue Loss; and Infrastructure.

From the onset, the City aims to improve quality of life, health, and safety for all residents through investments in long-term solutions and investments; create a strong, resilient, and robust local economy; address public health and negative economic impacts of the COVID-19 public health emergency disproportionately suffered by high-risk populations and industries; plan, develop, and maintain a high-quality, safe, and reliable transportation network; improve public safety and emergency response services for a safer, more resilient community; and support local organizations to build stronger communities remains and continues.

The Initial Recovery Plan and Performance Report, which was published on August 31, 2021, outlined the City’s early-stage planning and evaluation of potential uses of funding, including several preliminary projects. In the following years, additional Performance Reports reviewed the City’s uses of funding and planned future uses of funding for the total funding amount.

As a recipient of the ARPA funding of a State and Local Fiscal Recovery Funds (“SLFRF”), the City may use funds to cover eligible expenses during the period that ends December 31, 2024, and expended by December 31, 2026.

Currently, the adopted budget as of June 30, 2024, is outlined below followed by a review of each Expenditure Category Group. Notwithstanding, projects identified in this report are subject to change or removal, including the actual amount of funding allocated to each project and the expenditure category (EC). For additional information on project expenditures, please refer to the City’s quarterly project and expenditure reports (P&E).

Project Name	Project No.	Current Budget	Project Expenditure Category Group	Project Expenditure Category
Additional COVID-19 Testing	1	<i>Cancelled</i>	1-Public Health	1.2-COVID-19 Testing
Additional COVID-19 Vaccinations	1a	<i>Cancelled</i>	1-Public Health	1.1-COVID-19 Vaccination
COVID-19 Vaccination Education	2	\$ 999,995.48	1-Public Health	1.14-Other Public Health Services
Aid for housing and healthcare providers	3	\$ 29,715,753.00	2-Negative Economic Impacts	2.34-Assistance to Impacted Nonprofit Organizations
Aid for recreation and port authority	4	\$ 14,597,307.00	2-Negative Economic Impacts	2.35-Aid to Tourism Travel or Hospitality
Grants to aid businesses and nonprofits	5	\$ 6,924,995.00	2-Negative Economic Impacts	2.37-Economic Impact Assistance Other
Septic Tank Phaseout	6	\$ 50,717,201.00	5-Infrastructure	5.1-Clean Water: Centralized Wastewater Treatment
Provision of Government Services	7	\$ 161,211,408.02	6-Revenue Replacement	6.1-Provision of Government Services
Administrative expense	8	\$ 980,000.00	7-Administrative	7.1-Administrative Expenses
Transfers to other units of government	9	\$ 6,200,000.00	7-Administrative	7.2-Transfers to Other Units of Government
City Employees Premium Pay	10	\$ 47,121,000.00	4-Premium Pay	4.1-Public Sector Employees
Outfall Improvements with Riverwalk	11	\$ 25,228,131.00	5-Infrastructure	5.6-Clean Water: Stormwater
	Total:	\$ 343,695,790.50		

Figure 2. Budget Details

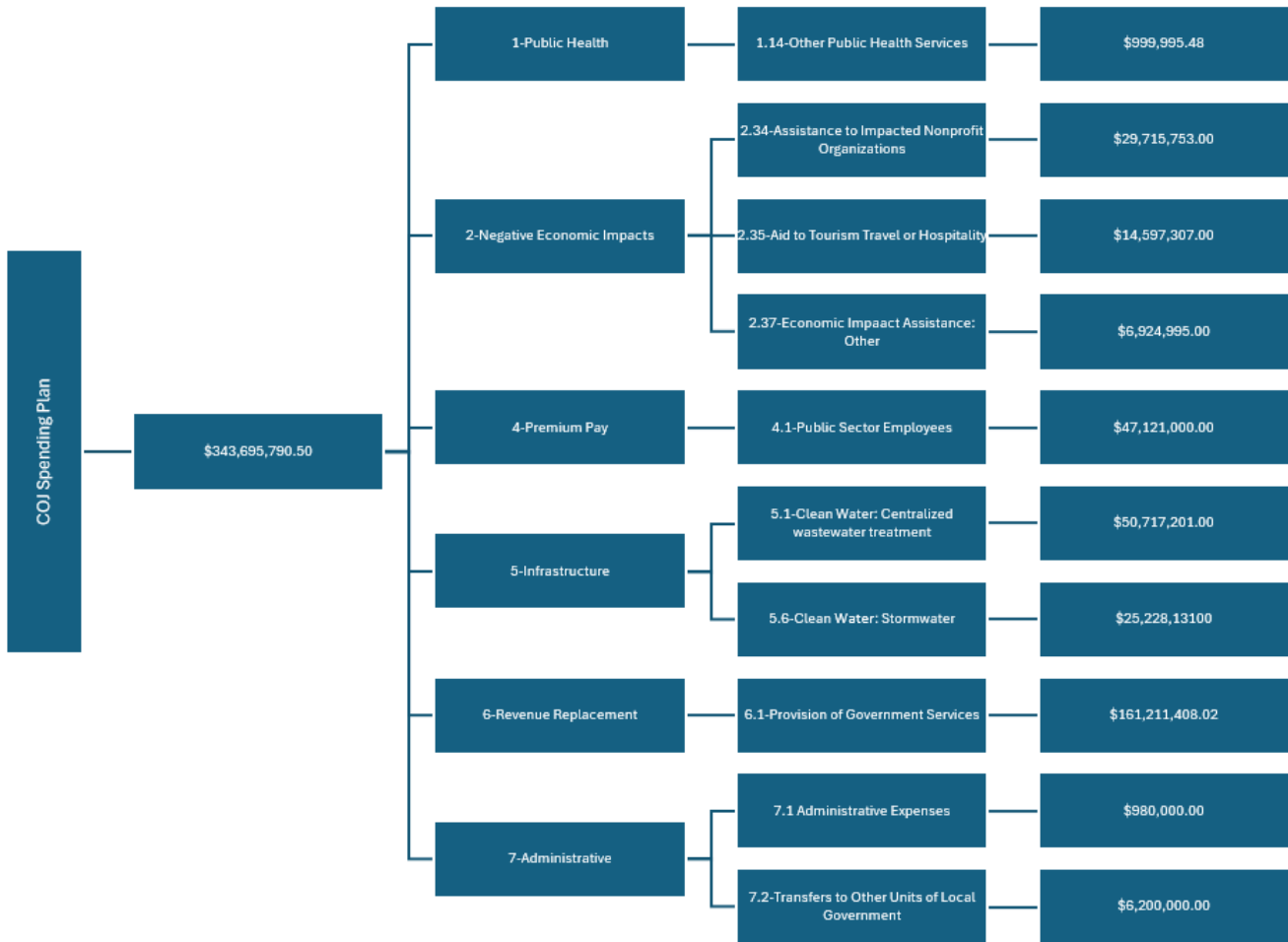


Figure 3. City of Jacksonville’s ARPA Spending Plan

Public Health (EC 1)

Previously, the City allocated \$7,000,000.00 to Public Health EC 1 to address the public health emergency through measures which increased access to pandemic-related public health services in high-risk communities, investment in local healthcare organizations, and funding of programs which address root-causes of poverty and other social risk-factors with proven associations to negative health outcomes. In previous years, funding in the amount of \$6,000,000 was allocated to COVID-19 additional testing services (\$1.5 million) and vaccination services (\$4.5 million), Another funding source has determined these expenditures to be eligible under their program. To avoid duplication of benefits, we have cancelled these projects and will reallocate funding. The remaining funds classified EC 1 is to fund health programs by directly addressing ongoing public health emergencies, including a Vaccine Education Program administered by Edward Waters University. Additionally, programs funded under different expenditures categories provided secondary benefits to public health which should demonstrable evidence-based improvements in public health, despite being primarily focused on housing insecurity.

Negative Economic Impacts (EC 2)

As of June 30, 2024, the City has an adopted budget for EC 2 totaling \$50,738,055.00 to address negative economic impacts through the provision of aid to impacted industries, businesses, and individuals. This includes aid to housing and healthcare providers, grants to aid businesses and nonprofit organizations, and funding to aid tourism and hospitality industries, to include the port authority.

Premium Pay (EC 4)

The City has provided premium pay to first responders and other eligible City employees providing critical community services throughout the COVID-19 public health emergency in accordance with ARPA guidelines. The city has paid \$47,121,000.00 in premium payments to eligible government workers who performed essential tasks during the COVID-19 health emergency.

Infrastructure (EC 5)

The City continues to make critical investments in infrastructure. This includes continuing to fund the Septic Tank Phase-Out Program (STPO) and adding a new project. To include another EC 5 projects, the city elected to reduce the STPO adopted budget from \$75 million to \$50 million. The reallocated funds will support the McCoys Creek Restoration Project (Project Name: Outfall Improvements with Riverwalk Project No: 11). These projects will be a focus of funding from July 1, 2024, to June 30, 2025, and deliver the required programmatic data to the annual report due July 31, 2025.

Revenue Replacement (EC 6)

Recipients have broad discretion to use funds for the provision of government services to the extent of reduction in revenue. Projects funded through this expense category are for services such as payroll & benefits, operating expenses, department enhancements, capital improvements, roadway resurfacing, and other ordinary government services with the goals of the community and in compliance with the guidance received from the U.S. Department of Treasury.

At the onset, the City elected the option of calculating their actual revenue loss according to the formula articulated by the Treasury (full formula method). Under this option, recipients calculate revenue loss at four distinct points in time, either at the end of each calendar year (e.g., December 31 for years 2020, 2021, 2022, and 2023) or the end of each fiscal year of the recipient. Beginning in 2022, the City's revenues began trending closer to the counterfactual revenue of normal operational years resulting in no new revenue loss. Therefore, losses are only reported in the years 2020 and 2021. Additionally, recipients may update their revenue loss determination, as appropriate, through the April 2025 reporting period.

During FY24, the City continued, as required, to utilize one (1) method for determining their revenue loss (full formula). However, the City did elect to reset the base year revenue, lower the growth rate to 5.2% (default rate), and reconsider earnings to align with clarifying statements from Treasury (such as intergovernmental transfers and other general revenue guidance). Prior to June 30, 2024, the estimated revenue loss was calculated at \$132,738,000 (FY 2020) and \$83,921,000 (FY 2021). The recalculated loss of revenue has been adjusted from \$216,659,000.00 to \$170,121,914.00. Transfers and reallocations (to and from EC 6) will continue until the final obligation date of 12/31/2024. The current adopted budget of \$162,656,735.50 is below the updated revenue loss estimate.

Administration (EC 7)

The adopted budget for Expenditure Category 7 (Administration) totals \$7,180,000 which includes \$980,000 for administrative expenses and \$6,200,000 in transfers to other units of government as follows: \$3,000,000 to the City of Jacksonville Beach, \$2,000,000 to the City of Atlantic Beach, \$1,000,000 to the City of Neptune Beach, \$200,000.00 to Town of Baldwin.

1.3. Equitable Outcomes

The City of Jacksonville is committed to administering ARPA funding in a manner which promotes equity and improves outcomes for historically underserved and marginalized populations. Section 1.3 provides a variety of demographic data that was previously used to identify high-risk populations and locations, and discusses planned uses of funds to administer effective, comprehensive programs which directly address key risk factors. These groups, which have largely suffered the greatest impact of the COVID-19 public health emergency, will be engaged throughout the process to ensure funding is administered efficiently, effectively, and in such a way as to decrease inequities in public health and negative economic impacts. Specifically, the City is committed to reviewing all funding proposals and designing projects through a lens of equity, with a specific focus on addressing disparities in program access and outcomes. To ameliorate the health and financial impacts of the COVID-19 public health emergency upon vulnerable populations, the City of Jacksonville will use ARPA funding to address both economic and health disparities.

Population Identification

The correlation between socioeconomic status and disparate health outcomes, including life expectancy, has long been documented, and was brought to the forefront by the COVID-19 public health emergency. Figure 4 shows local life expectancy by tract; a clear correlation is shown when compared with Figure 5, which shows household income by tract.

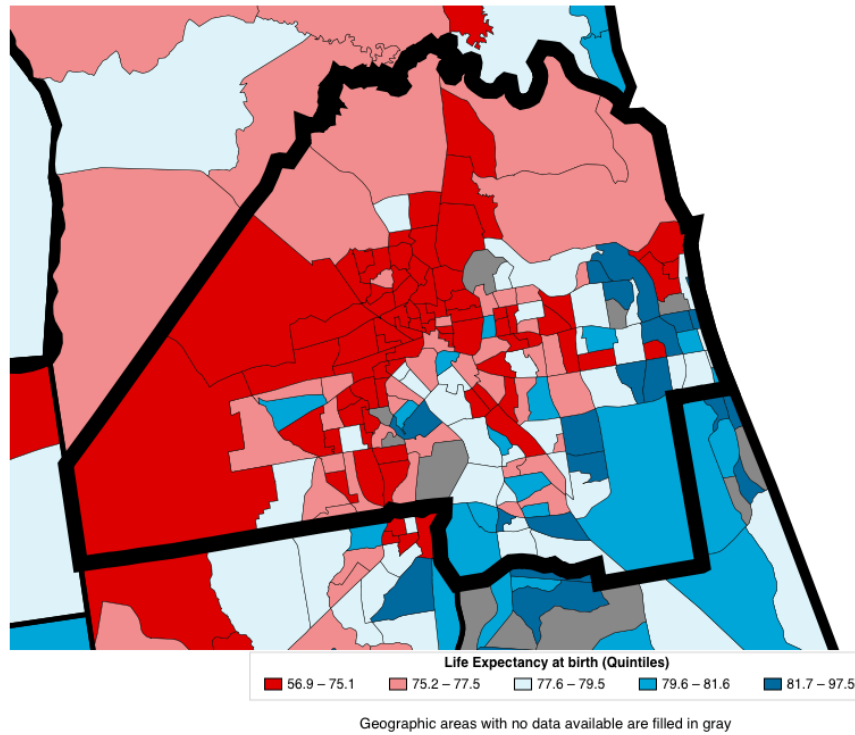


Figure 4. Life Expectancy by Census Tract

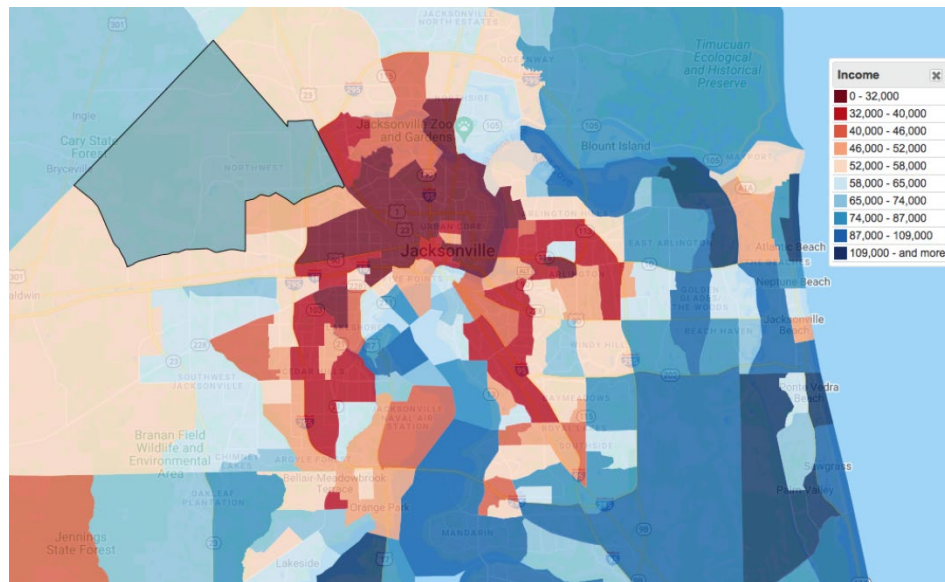


Figure 5. Household Income by Census Tract

Social Vulnerability Index (SVI)

The City has identified socially vulnerable communities within Duval County through use of the Center for Disease Control’s Social Vulnerability Index (“CDC SVI”). The SVI uses U.S. Census data to determine the social vulnerability of each census tract. The CDC SVI ranks each tract on 15 social factors, including poverty, lack of vehicle access, and crowded housing, and groups them into four related themes. Each

tract receives a separate ranking for each of the four themes as well as an overall ranking.

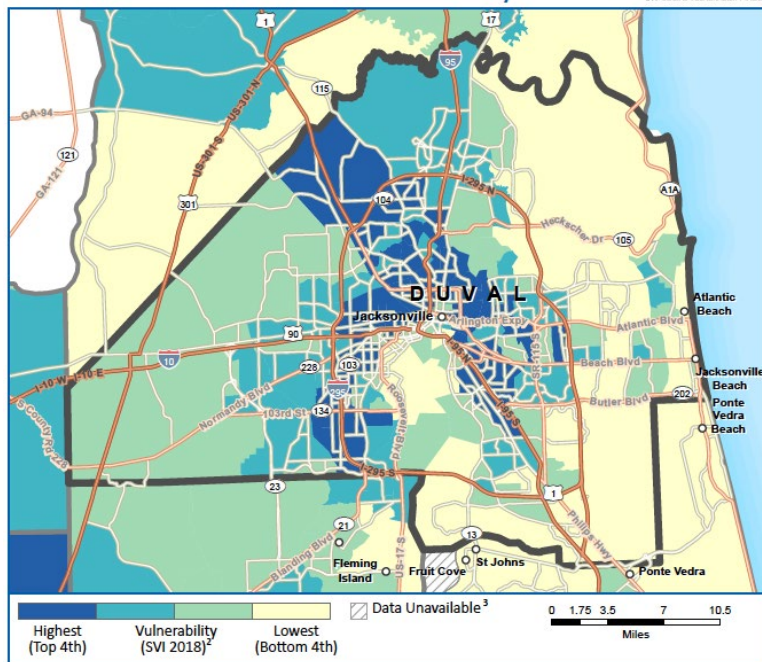
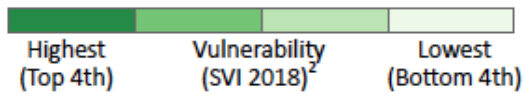
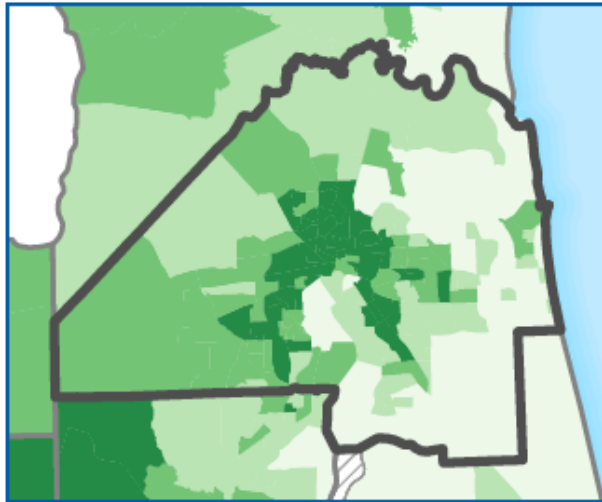


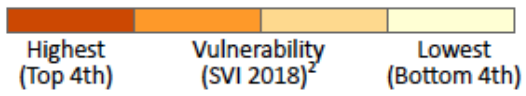
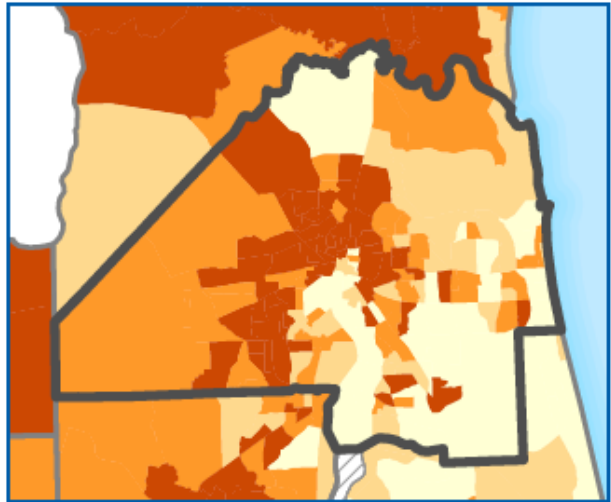
Figure 6. CDC SVI 2018 – Overall Social Vulnerability¹

¹ Overall Social Vulnerability combines all variables to provide a comprehensive assessment of each tract.

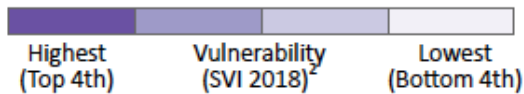
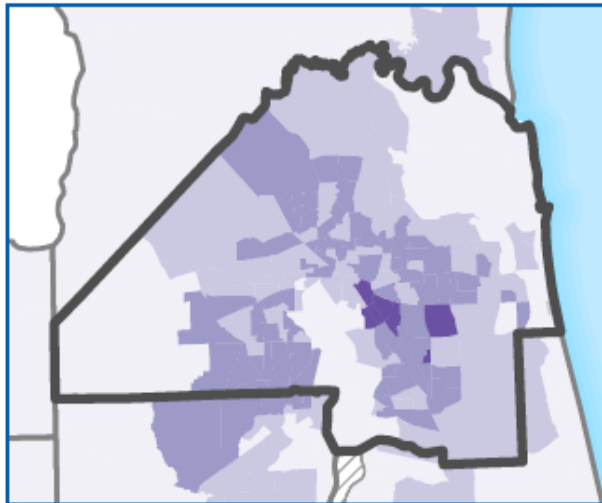
Socioeconomic Status³



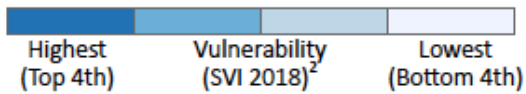
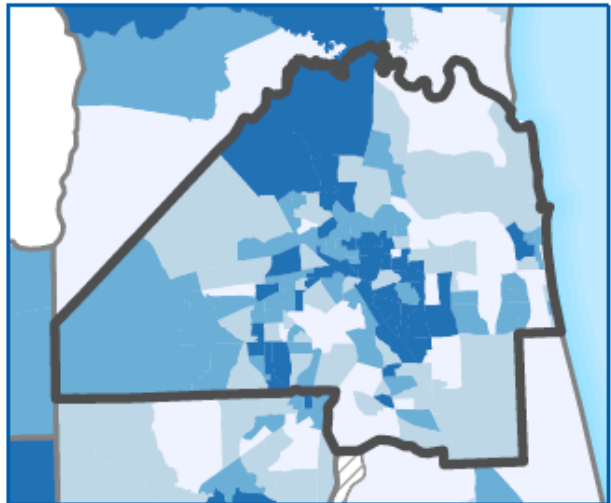
Household Composition/Disability⁶



Race/Ethnicity/Language⁷



Housing Type/Transportation⁸



Data Sources: ²CDC/ATSDR/GRASP, U.S. Census Bureau, Esri® StreetMap™ Premium.
 Notes: ¹Overall Social Vulnerability: All 15 variables. ³Census tracts with 0 population. ⁴The CDC SVI combines percentile rankings of US Census American Community Survey (ACS) 2014-2018 variables, for the state, at the census tract level. ⁵Socioeconomic Status: Poverty, Unemployed, Per Capita Income, No High School Diploma. ⁶Household Composition/Disability: Aged 65 and Over, Aged 17 and Younger, Single-parent Household, Aged 5 and over with a Disability. ⁷Race/Ethnicity/Language: Minority, English Language Ability. ⁸Housing Type/Transportation: Multi-unit, Mobile Homes, Crowding, No Vehicle, Group Quarters.
 Projection: NAD 1983 Florida GDL Albers.
 References: Flanagan, B.E., et al., A Social Vulnerability Index for Disaster Management. *Journal of Homeland Security and Emergency Management*, 2011. 8(1).
 CDC SVI web page: <http://svi.cdc.gov>.

Figure 7. CDC SVI Themes 2018

The administration of funding continues to be planned, executed, and evaluated through measurable outcomes and shared community input, as outlined in Section 1.4. The timeframe for planning and administering ARPA funds has allowed the City to engage the community in planning and funding both short and long-term projects. While multiple projects were defined based on pressing needs stemming from the direct impacts of the COVID-19 public health emergency and surges caused by the delta and omicron variants, other projects are in progress and development in conjunction with community-input with a focus on long-term solutions to community-identified needs.

The City of Jacksonville prioritizes community engagement and input in both planning and also in ongoing evaluation of ARPA-funded projects. Feedback may be obtained in both formal and informal engagements.

All projects funded through ARPA are reviewed and approved by the City Council; the projects being considered are discussed at public meetings, where members of the community may present feedback to the City Council at large. Individuals are also encouraged to communicate feedback directly to their council members. As each district is comprised of a unique population with its own needs, desires, and vision for the City at large, the representation of each district in the vetting and approval process is paramount to administering funding in an egalitarian manner.

As a method of direct engagement with the community, the City created a project to provide grants to businesses and non-profits which allotted a designated amount of ARPA funds equally to each councilmember to be administered within each respective district. Each council member used the funds to provide grants to individuals, small businesses, and organizations within his or her district that were negatively impacted by the COVID-19 public health emergency or are performing services which build resilience to future public health events. This program was administered equally amongst districts and considered the specific needs and direct requests of constituents. A variety of nonprofits and small businesses were funded through this program, ranging from mental health services and minority owned businesses to arts organizations and youth services

The City frequently uses informal, one-on-one discussions with individuals and stakeholders in developing projects with partner organizations, particularly those projects which require expedient formulation and delivery, such as those related to the recent surge in infections. Internally, the City has requested input from departments regarding projects and needs which are eligible for ARPA-funding. The City has and will continue to use all relevant processes and/or communication channels to engage individuals, community-based organizations, and other stakeholders. Possible considerations include media campaigns requesting comments and formal surveys. If and/or when it is determined that either of these methods will be used to obtain community input, feedback will be reviewed and considered in the development and funding of projects.

Throughout ARPA administration, the City of Jacksonville has and will continue to strive to facilitate a collaborative process that brings together leaders, businesses, non-profits, and residents with opportunities and channels to suggest funding priorities through direct engagement.

1.5. Labor Practices

As part of this comprehensive approach, the City will utilize labor practices and policies that promote strong economic recovery and employment opportunities for the labor force while also efficiently and effectively delivering high-quality infrastructure projects; these labor practices and policies are discussed in Section 1.5. The City of Jacksonville will utilize strong labor standards to promote effective and efficient delivery of high-quality infrastructure projects, while also supporting the economic recovery through strong employment opportunities for workers. Thus far, the City has developed plans to allocate ARPA funds to one infrastructure project, a Septic Tank Phase-Out Project conceptualized in 2016 (EC 5). Additionally, the City has allocated revenue loss funds to a Roadway Resurfacing Project (EC 6), which will also utilize the labor practices described in this section.

The City of Jacksonville and Jacksonville Electric Authority (JEA) are in a partnership to improve the quality of surface waters and ground waters by achieving the connection of properties located in septic tank failure areas to JEA public sewer service. Both entities are equal opportunity/equal access employers and consider all applications for employment without regard to race, color, sex, gender identity, sexual orientation, marital status, national origin, disability/handicap, Veteran status or any other protected group status under Federal, State, and local law. Additionally, both provide reasonable accommodations to qualified individuals with disabilities, in accordance with applicable law.

More broadly, the City has an office dedicated to labor agreements. The Labor Relations Office is responsible for managing the relationship between the City of Jacksonville and the six unions certified to represent 11 bargaining units of municipal employees for collective bargaining. Most JEA civil service employees are represented by one of five labor unions depending on their job classification. Each bargaining unit contract represents the wages, hours and terms and conditions of employment that were negotiated by management and the respective union.

Both the City and JEA have procurement divisions that oversee the bidding and purchase processes and use standardized specifications that ensure compliance with applicable codes, rules, and regulations. Typically, procurement decisions are made on a competitive basis and provide fair and equitable opportunities to all vendors. Additionally, the City and JEA participate in the City of Jacksonville's Small and Emerging Business (JSEB) program, which helps to establish and strengthen relationships with small business owners in our community. This program helps to create a contracting environment for local small businesses, in which everyone has an opportunity to participate.

The following workforce practices and labor standards were in place prior to receipt of the Fiscal Recovery Funds and will continue to be utilized as part of ARPA-funded infrastructure projects:

Davis-Bacon and Related Acts

As legally required for all federally funded projects, which will include any applicable infrastructure projects constructed using these Fiscal Recovery Funds, the City applies the Davis-Bacon and related Acts (DBRA) to all contracts and their subcontractors. This helps to ensure laborers and mechanics performing work on the site of projects using these funds are entitled to receive prevailing wage rates for their labor.

Nondiscrimination

The City's codified nondiscrimination policy assures equal opportunities to every person, regardless of race, religion, sex, color, age, handicap, or national origin, in securing or holding employment in a field

of work or labor for which the person is qualified. It is also the City policy that persons doing business with the City shall recognize and comply with this policy and will not expend public funds in a manner that will encourage, perpetuate, or foster discrimination. Nondiscrimination provisions are required in all City contracts.

Ex-Offender Re-entry Requirement

No City contract exceeding \$200,000.00 for construction, remediation, or capital improvements may be awarded unless the contractor agrees in writing on a bid form to identify potential job opportunities under the project that may be available for ex-offenders after contract award. Contractors are required to consider job placement for at least one qualified ex-offender, execute notarized compliance reports, and assist the City in addressing the goal of securing employment for Ex-Offenders by complying with the City's Procurement Rules Regarding Ex-Offenders.

Jacksonville Small Emerging Business Program (JSEB)

The Jacksonville Small Emerging Business (JSEB) Program provides a comprehensive and robust program to benefit local small and emergency businesses through direct contracting or subcontracting business opportunities with the City. The City, through each department head, commits in its budget to award at least 20 percent of its contracts for services, including contractual services, professional services, professional design services, construction services or other services, to JSEBs, provided that such awards shall comply with local, state, and federal law and that there exist JSEBs to perform the work. In implementing the Program, the JSEB Administrator first provides opportunities for direct contracting by breaking procurement packages into smaller components and separating work that requires licenses from that which does not in separate bid or proposal requests where feasible. Additionally, opportunities for subcontracting through City-awarded non-JSEB prime contractors are provided within vertical construction projects, with horizontal construction project opportunities being provided to the maximum extent possible by direct contracting.

E-Verify

Vendors are required to utilize the U.S. Department of Homeland Security's E-Verify system to verify the employment eligibility of all new employees hired by a vendor during the term of the contract. Likewise, vendors must also require any contractor and subcontractors performing work or providing services under the contract to likewise utilize E-Verify to verify the employment eligibility of all new employees hired by the subcontractor during the contract term.

In addition to the above, the City has experience in successfully administering prevailing wages and other labor requirements through state and federal grant programs. These grant-funded contracts include services and infrastructure efforts. Projects undertaken using ARPA funding will comply with all federal labor requirements.

1.6. Use of Evidence

The City of Jacksonville is committed to deploying ARPA funding in a responsible, efficient, and effective manner. Going forward, projects that may be identified to focus on implementation of efficient and effective interventions indicated by well-supported evidence, may be further discussed in Section 1.6 in subsequent Annual Recovery Plan Performance Reports.

When applicable, the City could utilize a significant share of funding in a manner consistent with research on evidence-based interventions within areas with a base of strong causal evidence. The City will utilize a number of resources to guide its funding of evidence-based interventions, including but not limited to:

- Official data and research clearinghouses (for example, the US Department of Education's *What Works* or the Department of Labor's *CLEAR* clearinghouses)
- Public research institutions (for example, Florida International University's *Research Institute on Social & Economic Policy*)
- Private research institutions (for example, the *Latif Jameel Poverty Action Lab* or *Upjohn Institute for Employment Research*)

In situations where available evidence is limited, the City may employ innovative new programs to meet unique challenges. When such programs are pursued, the City will be systematic in its creation, collection, and comparison of evidence from these programs.

In these instances, the City might require any subrecipients, grantees, or contractors of ARPA funded projects to describe the goals of prospective projects and the evidence base for any evidence-based interventions with awarded project(s). Specified by Treasury guidance, these include certain projects addressing needs within the 'Public Health', 'Negative Economic Impacts', and 'Services to Disproportionately Impacted Communities' expenditure categories. The City is requesting all subrecipients of funding in Transfers to Other Units of Government to report on any planned or actual projects undertaken with ARPA funding through their initial and their final reconciliation reporting.

In prior reports, the City has featured projects which demonstrate the City's commitment to pursuing solutions supported by moderate to strong evidence bases. For this report, detailed evidence information may be provided for each project in the Project Inventory section. The City is considering projects to feature in the Annual Recovery Plan Performance Report due July 31, 2025

1.7. Performance Report

The City is committed to demonstrating public transparency of federal and local programs and funding; tracking measurable outcomes with quantitative and qualitative data; and allowing the federal government to ensure oversight and analysis of City programs, implementation, and performance metrics, where relevant. When applicable, the City will track progress of ARPA funded projects through both output and outcome measures. Currently, the City does not have any planned projects (as identified in the project inventory) with the mandatory performance indicators and programmatic data required for the Expenditure Categories listed below.

Household Assistance (EC 2.2), Long-Term Housing Security (EC 2.15-2.16) and Housing Support (EC 2.17-2.18):

- Number of households receiving eviction prevention services (including legal representation)
- Number of affordable housing units preserved or developed

Assistance to Unemployed or Underemployed Workers (EC 2.10) and Community Violence Interventions (EC 1.11):

- Number of workers enrolled in sectoral job training programs

- Number of workers completing sectoral job training programs
- Number of people participating in summer youth employment programs

Addressing Educational Disparities (EC 2.24-2.26) and Addressing Impacts of Lost Instructional Time (EC 2.27):

- Number of students participating in evidence-based tutoring programs

Healthy Childhood Environments (EC 2.11-2.14):

- Number of children served by childcare and early learning services (pre-school/pre-K/ages 3-5)
- Number of families served by home visiting

2. Project Inventory

The City of Jacksonville’s (including Duval County) direct allocation from the U.S. Department of Treasury totals \$343,695,790.50. The City was called on to respond to COVID-19 at an immense scale, including efforts to prevent and address the economic impacts of the pandemic as efficiently as possible and in a manner that is tailored to meet the specific needs of the community. The City recognizes that quick and efficient distribution of ARPA funds will further bolster the City’s efforts to rebuild and recover. The projects inventoried below will provide economic relief that encourages recovery of the local economy and directly benefit the health, safety, and welfare of the citizens of Duval County.²

Project Name:	COVID-19 Vaccination Education
Total Adopted Budget	\$999,995
Recipient Project ID:	2
Category Group	1-Public Health
Expenditure Category:	1.14-Other Public Health Services
Status to Completion	Completed less than 50%
Project Description:	City entered into an agreement with Edward Waters College, Inc. (EWC) to provide funding for COVID-19 vaccination education and outreach program. EWC, the State of Florida’s first Historically Black College or University (HBCU), has hosted vaccination sites to support underserved areas, particularly for New Town residents that have been disproportionately impacted by COVID-19.
Primary Population:	1 Imp General Public
Structural Objectives:	Program objectives included providing free access to testing & vaccines in Jacksonville’s high-risk communities as well as opportunities to share information on how individuals and families can lower their risk of infection and improve overall health outcomes.
Brief Approach Description:	Long standing relationship with EWC with continuous review of programs and expenditures.

Project Name:	Aid for housing and healthcare providers
Total Adopted Budget	\$29,715,753
Recipient Project ID:	3
Category Group	2-Negative Economic Impacts
Expenditure Category:	2.34-Assistance to Impacted Nonprofit Organizations
Status to Completion	Completed less than 50%
Project Description:	Aid, relief, and support to non profit hospital (Shands Jacksonville Medical Center, Inc. UF Health) and two (2) affordable housing providers (Lift Jax and Ability Housing).
Primary Population:	10 Imp NPs that experienced a negative economic impact
Structural Objectives:	Financial Aid was provided by the City of Jacksonville to Shands Jacksonville Medical Center, Inc. (UF Health) which is located in the City of Jacksonville and operates hospitals, research facilities, and specialized care. The aid will support their response to cases of COVID-19 and provide immediate economic stabilization from declining revenue and increasing costs.
Brief Approach Description:	The aid supported Shands Jacksonville Medical Center, Inc. (UF Health) response to cases of COVID-19 and provided immediate economic stabilization from declining revenue and increasing costs associated with the COVID-19 Public Health Emergency.

² The Project Inventory includes projects completed during the reporting period, projects in progress, and proposed projects which have not yet been approved and funded by the City. As such, the projects listed here, particularly the proposed projects, are subject to change or removal as the City continues to review, evaluate, and revise its funding strategies for recently received funds. This list is intended to document funding to date and the City’s current intended use of funding.

City of Jacksonville, FL
 Recovery Plan Performance Report (due 7/31/2024)

Project Name:		Aid for recreation and port authority
Total Adopted Budget		\$14,597,307
Recipient Project ID:		4
Category Group		Public Health/Negative Economic Impacts
Expenditure Category:		2.35-Aid to Tourism Travel or Hospitality
Status to Completion		Completed 50% or more
Project Description:	City providing funds in the City's Citywide Special Recreation Facilities account to offset economic harm and lost revenue due to COVID-19 at City-owned sports and entertainment facilities managed by SMG Jacksonville (ASM Global Enterprises, Inc.). Also, City of Jacksonville entered into an agreement with JAXPORT that provides financial aid. The terms and conditions for receipt and expenditure of ARP Act funds consistent with the purpose of any applicable ordinances and subject to applicable requirements under the ARP Act and all other contracts, memorandums of understanding and documents, including extensions, renewals, or amendments.	
Primary Population:	12 Imp Travel tourism or hospitality sectors	
Structural Objectives:	Intended outcomes of this aid are mitigation of financial hardship and provision of substantial infusion of fiscal resources to immediately stabilize SMG Jacksonville and JAXPORT from economic harms experienced throughout the COVID-19 Public Health Emergency, and provision of working capital to lay the foundation of a strong and equitable recovery.	
Brief Approach Description:	SMG Jacksonville and JAXPORT are integral parts of the local economy and the local and regional supply chain. It is of utmost import to address any economic harm, lack of resources, etc. which may harm travel, tourism, or hospitality including potential bottlenecks and exacerbate the supply chain.	

Project Name:		Grants to aid businesses and nonprofits
Total Adopted Budget		\$6,924,995
Recipient Project ID:		5
Category Group		2-Negative Economic Impacts
Expenditure Category:		2.37-Economic Impact Assistance: Other
Status to Completion		Completed 50% or more
Project Description:	City of Jacksonville is proving grant funding to not-for-profit and businesses in each councilmember's district. Projects that support COVID-19 response efforts for safe opening and operation or immediate economic stabilization are high priority. Approved projects will provide aid, relief, and support households, small businesses, nonprofits, and impacted industries.	
Primary Population:	1 Imp General Public	
Structural Objectives:	City appropriated and set aside funds to provide economic relief and assistance to various non-profits and some small businesses in Duval County, in accordance with the ARP Act. Grants are provided to recipients when the City determined the economic aid and assistance is necessary to assist recipients in recovering from the negative economic impacts of the COVID-19 pandemic and to maintain their viability.	
Brief Approach Description:	Review ARP Funding Request Form/Grant Application that detail the financial hardship experienced as a result of COVID-19 including lost revenue, increased expenses, or other measures taken in response to COVID-19. Grant Agreements are executed with recitals, conditions, and record keeping requirements to ensure the response is reasonable and proportional.	

Project Name:		Septic Tank Phaseout
Total Adopted Budget		\$50,717,201
Recipient Project ID:		6
Category Group		5-Infrastructure
Expenditure Category:		5.1-Clean Water: Centralized wastewater treatment
Status to Completion		Not Started
Project Description:	Investments in water and sewer infrastructure that are eligible to receive financial assistance through the EPA's Clean Water State Revolving Fund or Drinking Water State Revolving Fund have been identified within an ongoing project, "Septic Tank Phase-Out Program." The program is designed to help communities with failing or aging septic tanks transfer to extended city water and sewer lines. Improve environmental, health & welfare at households on systems in the most need of assistance and reducing the amount of harmful nutrients that often find their way into the St. Johns River and other local waterways can be funded through this project.	
Primary Population:	1 Imp General Public	
Structural Objectives:	The program is designed to help communities with failing or aging septic tanks transfer to extended city water and sewer lines. Improve environmental, health & welfare at households on systems in the most need of assistance and reducing the amount of harmful nutrients that often find their way into the St. Johns River and other local waterways can be funded through this project.	
Brief Approach Description:	Public Works/Engineering will monitor and manage administration of funding goals and objectives.	

City of Jacksonville, FL
 Recovery Plan Performance Report (due 7/31/2024)

Project Name:		Provision of Government Services
Total Adopted Budget		\$161,211,408
Recipient Project ID:		7
Category Group		6-Revenue Replacement
Expenditure Category:		6.1 Provision of Government Services
Project Description:	Projects funded though this expense category are for ordinary government services such as payroll & benefits, operating expenses, department enhancements, capital improvements, roadway resurfacing, and budget office identified one-time items.	
Notes:	Obligations and expenditures reported under Expenditure Category: 6.1 Revenue Replacement do not need to have subrecipients, subawards, or expenditures separately reported.	

Project Name:		Administrative expense
Total Adopted Budget		\$980,000
Recipient Project ID:		8
Category Group		7-Administrative
Expenditure Category:		7.1-Administrative Expenses
Status to Completion		Completed less than 50%
Project Description:	American Rescue Plan Act Administrative Expenses	

Project Name:		Transfers to other units of government
Total Adopted Budget		\$6,200,000
Recipient Project ID:		9
Category Group		7-Administrative
Expenditure Category:		7.3-Transfer to Other Units of Government
Status to Completion		Not Started
Project Description:	Provide funds to offset economic harm and lost revenue due to COVID-19 to the local governments in Duval County to include \$3,000,000 to the City of Jacksonville Beach, \$2,000,000 to the City of Atlantic Beach, \$1,000,000 to the City of Neptune Beach, and \$200,000 to the Town of Baldwin.	

Project Name:		City Employees Premium Pay
Total Adopted Budget		\$47,121,000
Recipient Project ID:		10
Category Group		4-Premium Pay
Expenditure Category:		4.1 Public Sector Employees
Status to Completion		Completed 50% or more
Project Description:	The City has provided premium pay to first responders and other eligible City employees providing critical community services throughout the COVID-19 public health emergency in accordance with ARPA guidelines.	

Project Name:		Outfall Improvements with Riverwalk
Total Adopted Budget		\$25,228,131
Recipient Project ID:		11
Category Group		5 - Infrastructure
Expenditure Category:		5.6-Clean Water: Stormwater
Status to Completion		Completed less than 50%
Project Description:	Design and construction of stormwater improvements from Myrtle Ave. to the outfall, as well as opening up the mouth of McCoy's Creek. Project will also improve recreational opportunity and support access to the creek.	
Primary Population:		1 Imp General Public
Brief Approach Description:	Public Works/Engineering will monitor and manage administration of funding goals and objectives.	