

Johnson County, Kansas

Recovery Plan

State and Local Fiscal Recovery Funds

2021 Report

Note: The Recovery Plan Performance Report will provide the public and Treasury information on the projects that recipients are undertaking with program funding and how they are planning to ensure program outcomes are achieved in an effective, efficient, and equitable manner. While this template includes the minimum requirements for the Recovery Plan, each recipient is encouraged to add information to the plan that they feel is appropriate to provide information to their constituents on efforts they are taking to respond to the pandemic and promote an equitable economic recovery.

Each jurisdiction may determine the general form and content of the Recovery Plan, as long as it meets the reporting requirements, and recipients are encouraged to tailor this template to best meet their needs. Use of infographics, tables, charts, pictures, case studies, and other explanatory elements are encouraged.

Johnson County, Kansas
2021 Recovery Plan

Table of Contents

General Overview.....2

 Executive Summary.....2

 Uses of Funds3

 Promoting Equitable Outcomes4

 Community Engagement6

 Labor Practices6

 Use of Evidence6

 Table of Expenses by Expenditure Category7

Project Inventory.....9

 Example Project9

 Additional Projects.....9

GENERAL OVERVIEW

Executive Summary

Johnson County's Recovery Plan Report provides insight into the County's COVID-19 pandemic response efforts in 2021. Information is provided on expenditures, American Rescue Plan funding allocations, and service level indicators for programs being provided to Johnson County residents and businesses.

The County is committed to utilizing the \$117 million it will receive through this act in a bold, innovative, equitable manner. By listening to our residents, community partners, researching best practices and leveraging other resources, we will create impactful initiatives, investments and infrastructure improvements that will have long-term, measurable, and sustainable impact.

We are committed to our economic recovery, supporting our social safety net, and repairing and improving our county infrastructure. The public will be able to follow our initiatives and expenditures through this report, to see how these programs are developed and how these investments will provide a positive impact to our County.

AMERICAN RESCUE PLAN ACT (ARPA) FUNDING

The American Rescue Plan Act of 2021 ([H.R. 1319](#)) is a \$1.9 trillion economic stimulus package passed by Congress and signed by President Joe Biden on March 11, 2021, in response to the ongoing COVID-19 pandemic and associated economic challenges. First proposed on January 14, 2021, the package builds upon many of the measures in the CARES Act of 2020 and in the Consolidated Appropriations Act of 2021, including \$350 billion in state and local Aid, divided between non-county municipalities and counties through the Coronavirus State and Local Fiscal Recovery Funds (SLFRF) to support immediate pandemic response, address economic fallout and lay the foundation for a strong and equitable recovery.

Johnson County Government was awarded \$117,009,332 of SLFRF and received the first 50% payment of \$58,504,666 on May 20, 2021. The County should receive the second 50% payment of \$58,504,666 on May 20, 2022. Funds must be incurred by December 31, 2024 and expended by December 21, 2026.

This project is being supported, in whole, or in part, by Federal Award Number (FAIN SSLFRFP0226) awarded to the County of Johnson by the U.S. Department of the Treasury.

Uses of Funds

AMERICAN RESCUE PLAN FUNDING ALLOCATION

The draft Recovery Plan will be presented to and adopted by the Board of County Commissioners (BOCC) in the fall of 2021, prior to any expenditures occurring using SLFRF funding. This Plan shall remain flexible and will be revised in the upcoming months as additional guidance is received, information is obtained, and priorities change. Expenditures will be evaluated and reported to the BOCC on a regular basis throughout the grant program period beginning March 03, 2021 and ending on December 31, 2024.

Detailed guidance on the use of ARPA funds from the U.S. Department of Treasury is still underway, and all expenses will be evaluated for further eligibility based on that guidance. The draft Plan below is based on initial guidelines.

Recovery Expenditure Plan Categories:

Support public health expenditures, by, for example, funding COVID-19 mitigation efforts, medical expenses, behavioral healthcare, and certain public health and safety staff

- Vaccination programs, testing, contact tracing and Personal Protective Equipment
- Enhancement of public health data programs
- Capital investments in public facilities to meet pandemic operational needs
- Services to address behavioral healthcare needs such as mental health treatment, substance use, crisis intervention
- Payroll and covered benefits expenses

Address negative economic impacts caused by the public health emergency, including economic harm to workers, households, small businesses, impacted industries, and the public sector

- Aid to workers and families for food, housing or other financial insecurity
- Supporting small business through grants, loans and counseling programs
- Speeding the recovery of tourism, travel and hospitality sectors
- Rebuilding public sector capacity

Serving the hardest-hit communities and families, in qualifying communities

- Addressing health disparities and the social determinants of health through community health workers, benefit navigators, lead remediation, violence intervention
- Investments in Housing and neighborhoods through assistance to those experiencing homelessness, housing affordability programs and housing navigation assistance
- Addressing educational disparities through early learning services, afterschool programs, additional resources to high-poverty districts
- Promoting healthy childhood environments including new or expanded high quality childcare

Replace lost public sector revenue, using this funding to provide government services to the extent of the reduction in revenue experienced due to the pandemic

Invest in water, sewer, and broadband infrastructure, making necessary investments to improve access to clean drinking water, support vital wastewater and stormwater infrastructure, and to expand access to broadband internet.

Administrative expenses include grant management and consulting, auditing, and financial reporting services.

Emergency Rental Assistance Program (ERA 1 & ERA 2):

Johnson County was awarded \$32,835,735 in Federal Emergency Rental Assistance (ERA) Funds established by section 501 of the Consolidated Appropriations Act of 2021. These funds are to provide financial assistance and housing stability services to eligible households. The County redirected the funds to the State of Kansas Housing Resources Corporation to administer the funds on the County's behalf. See the link below for information on how to apply for these funds.

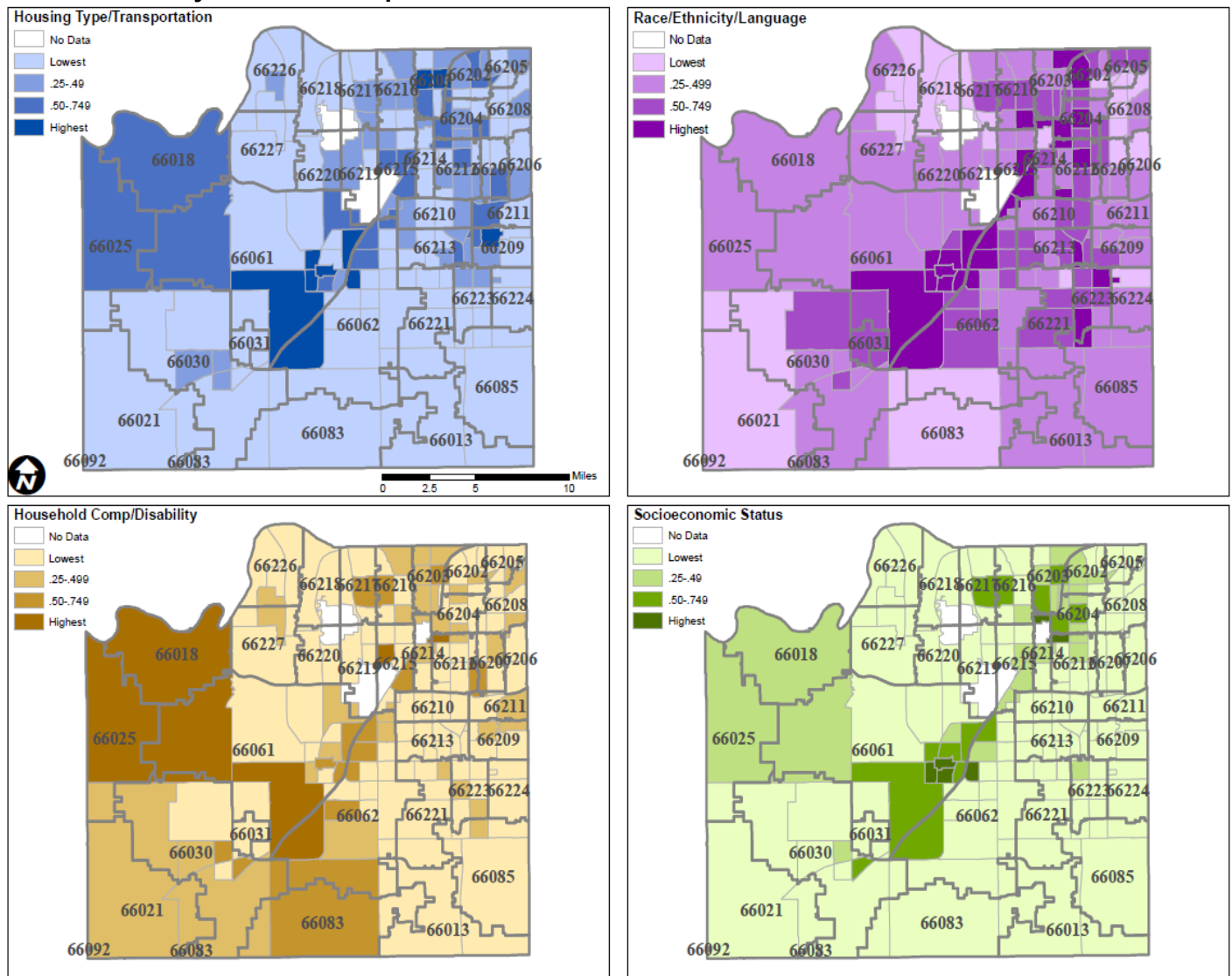
<https://kshousingcorp.org/emergency-rental-assistance/>

Promoting Equitable Outcomes

Johnson County programs will be designed to promote equitable outcomes, advancing racial equity and support for underserved communities and vulnerable populations, particularly those communities within social vulnerability tracts as described below.

Efforts to date include identifying socially vulnerable communities within Johnson County as defined by the Center for Disease Control's Social Vulnerability Index (CDC SVI). Every community must prepare for and respond to hazardous events, whether a natural disaster like a tornado or disease outbreak, or a human-made event such as a harmful chemical spill. A number of factors, including poverty, lack of access to transportation, and crowded housing may weaken a community's ability to prevent human suffering and financial loss in a pandemic or disaster. These factors are known as social vulnerability. CDC SVI uses U.S. Census data to determine the social vulnerability of every census tract. Census tracts are subdivisions of counties for which the Census collects statistical data. CDC SVI ranks each tract on 15 social factors, including poverty, lack of vehicle access, and crowded housing, and groups them into four related themes. Each tract receives a separate ranking for each of the four themes as well as an overall ranking.

Johnson County's 2018 SVI Maps are shown below:



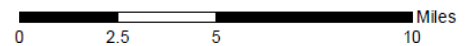
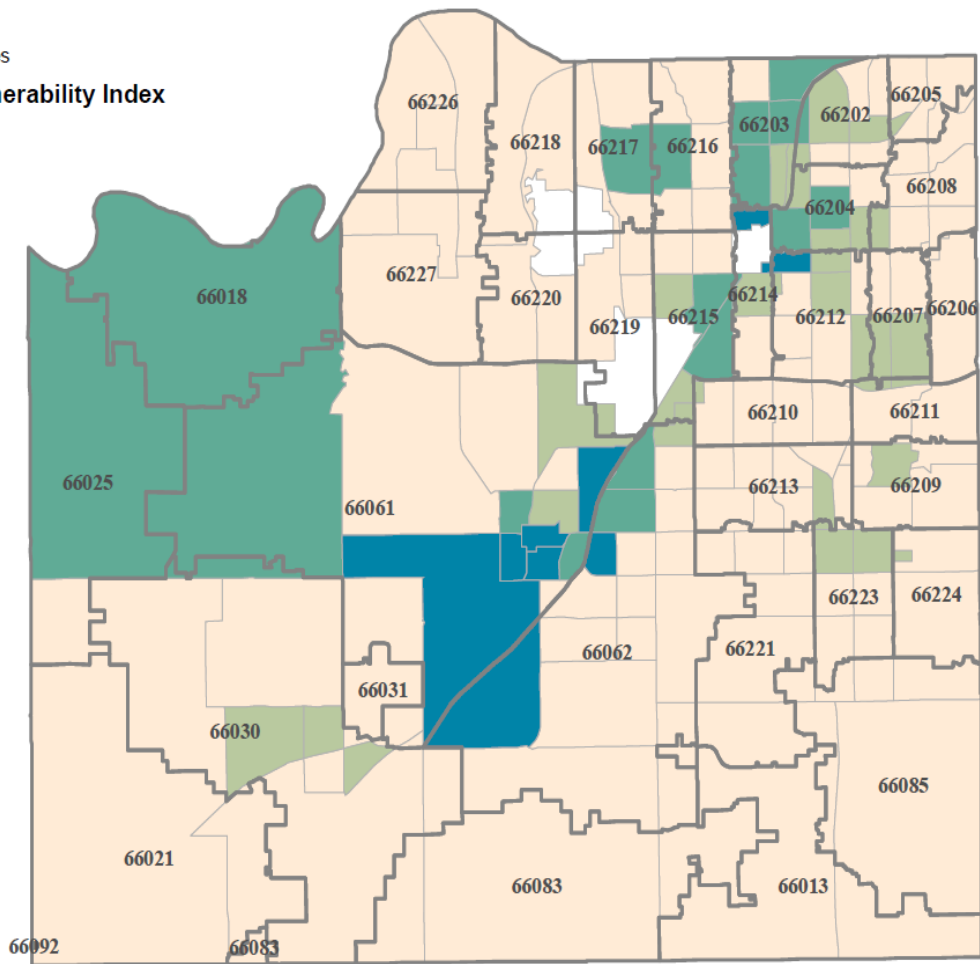
Johnson County's 2018 SVI Scores are shown below:

Map Key



Overall Vulnerability Index

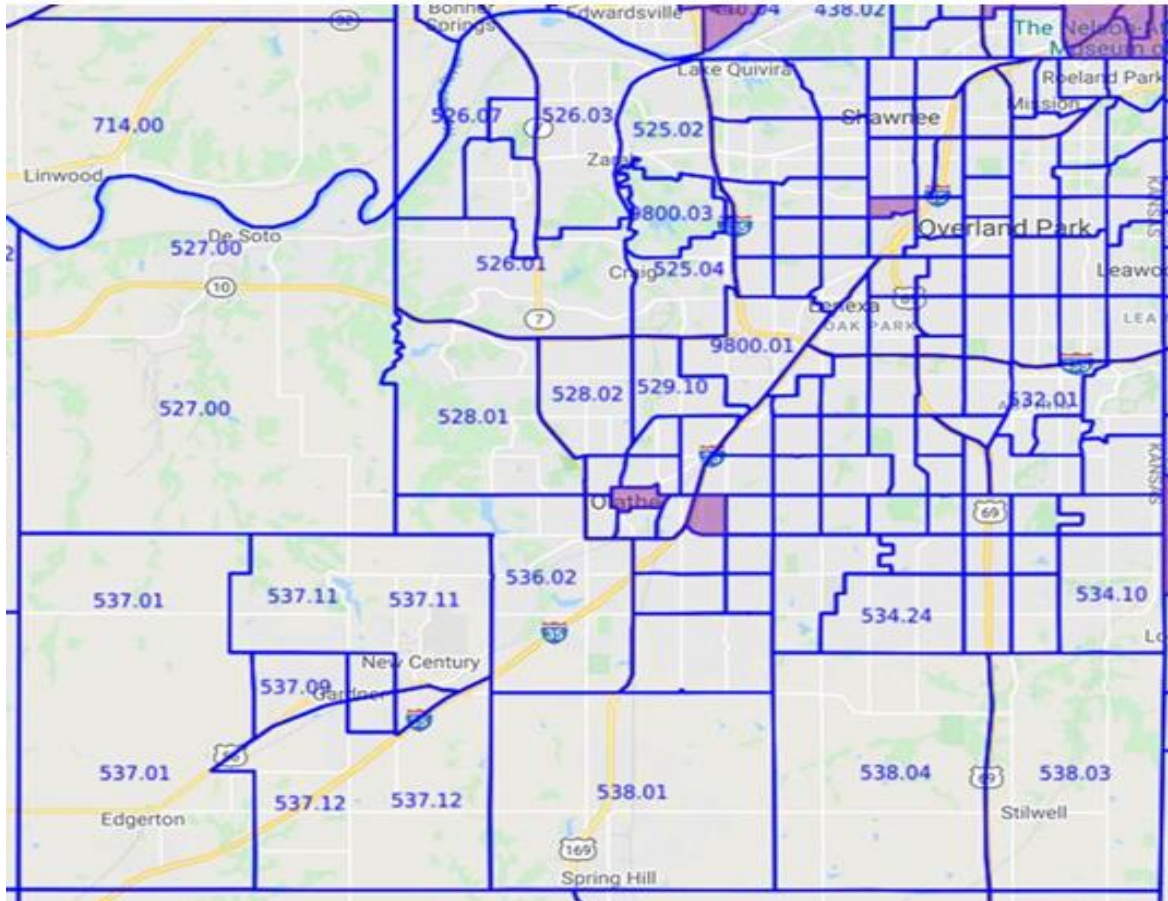
- No Data
- Lowest
- .25-.499
- .50-.749
- Highest



Recognizing the disproportionate impact of the pandemic-related recession on low-income communities, SLFRF recipients must report whether certain types of projects are targeted to economically disadvantaged communities, as defined by the U.S. Department of Housing and Urban Development (HUD)'s Qualified Census Tract (QCT). HUD defines a QCT as having "50 percent of households with incomes below 60 percent of the Area Median Gross Income (AMGI) or have a poverty rate of 25 percent or more".

The areas shaded in purple on the map of Johnson County below have been determined by HUD to be QCTs.

2021 Johnson County's Qualified Census Tracts (QCT) are shown below:



Johnson County will focus its efforts on providing services and programs to address the negative economic impacts of the pandemic which have been most severe among low-income, high-poverty populations through strategic targeted programming.

Community Engagement

Johnson County will conduct various methods of community outreach through meetings with community partners, etc. By listening to our residents, community partners, and leveraging other resources, we will create impactful initiatives, investments and infrastructure improvements that will have long-term measurable and sustainable impact.

Labor Practices

Johnson County will utilize strong labor standards to promote effective and efficient delivery of high-quality infrastructure projects, while also supporting the economic recovery through strong employment opportunities for workers.

Use of Evidence

Johnson County will identify any evidence-based interventions and/or if any projects are being evaluated through rigorous program evaluations that are designed to build evidence. If applicable, detailed evidence information will be provided for each project in the Project Inventory section below.

Table of Expenses by Expenditure Category

Category		Cumulative expenditures to date (\$)	Amount spent since last Recovery Plan
1	Expenditure Category: Public Health		
1.1	COVID-19 Vaccination	\$0.00	\$0.00
1.2	COVID-19 Testing	\$0.00	\$0.00
1.3	COVID-19 Contact Tracing	\$0.00	\$0.00
1.4	Prevention in Congregate Settings (Nursing Homes, Prisons/Jails, Dense Work Sites, Schools, etc.)	\$0.00	\$0.00
1.5	Personal Protective Equipment	\$0.00	\$0.00
1.6	Medical Expenses (including Alternative Care Facilities)	\$0.00	\$0.00
1.7	Capital Investments or Physical Plant Changes to Public Facilities that respond to the COVID-19 public health emergency	\$0.00	\$0.00
1.8	Other COVID-19 Public Health Expenses (including Communications, Enforcement, Isolation/Quarantine)	\$0.00	\$0.00
1.9	Payroll Costs for Public Health, Safety, and Other Public Sector Staff Responding to COVID-19	\$0.00	\$0.00
1.10	Mental Health Services	\$0.00	\$0.00
1.11	Substance Use Services	\$0.00	\$0.00
1.12	Other Public Health Services	\$0.00	\$0.00
2	Expenditure Category: Negative Economic Impacts		
2.1	Household Assistance: Food Programs	\$0.00	\$0.00
2.2	Household Assistance: Rent, Mortgage, and Utility Aid	\$0.00	\$0.00
2.3	Household Assistance: Cash Transfers	\$0.00	\$0.00
2.4	Household Assistance: Internet Access Programs	\$0.00	\$0.00
2.5	Household Assistance: Eviction Prevention	\$0.00	\$0.00
2.6	Unemployment Benefits or Cash Assistance to Unemployed Workers	\$0.00	\$0.00
2.7	Job Training Assistance (e.g., Sectoral job-training, Subsidized Employment, Employment Supports or Incentives)	\$0.00	\$0.00
2.8	Contributions to UI Trust Funds*	\$0.00	\$0.00
2.9	Small Business Economic Assistance (General)	\$0.00	\$0.00
2.10	Aid to nonprofit organizations	\$0.00	\$0.00
2.11	Aid to Tourism, Travel, or Hospitality	\$0.00	\$0.00
2.12	Aid to Other Impacted Industries	\$0.00	\$0.00
2.13	Other Economic Support	\$0.00	\$0.00
2.14	Rehiring Public Sector Staff	\$0.00	\$0.00
3	Expenditure Category: Services to Disproportionately Impacted Communities		

Category		Cumulative expenditures to date (\$)	Amount spent since last Recovery Plan
3.1	Education Assistance: Early Learning	\$0.00	\$0.00
3.2	Education Assistance: Aid to High-Poverty Districts	\$0.00	\$0.00
3.3	Education Assistance: Academic Services	\$0.00	\$0.00
3.4	Education Assistance: Social, Emotional, and Mental Health Services	\$0.00	\$0.00
3.5	Education Assistance: Other	\$0.00	\$0.00
3.6	Healthy Childhood Environments: Child Care	\$0.00	\$0.00
3.7	Healthy Childhood Environments: Home Visiting	\$0.00	\$0.00
3.8	Healthy Childhood Environments: Services to Foster Youth or Families Involved in Child Welfare System	\$0.00	\$0.00
3.9.	Healthy Childhood Environments: Other	\$0.00	\$0.00
3.10	Housing Support: Affordable Housing	\$0.00	\$0.00
3.11	Housing Support: Services for Unhoused persons	\$0.00	\$0.00
3.12	Housing Support: Other Housing Assistance	\$0.00	\$0.00
3.13	Social Determinants of Health: Other	\$0.00	\$0.00
3.14	Social Determinants of Health: Community Health Workers or Benefits Navigators	\$0.00	\$0.00
3.15	Social Determinants of Health: Lead Remediation	\$0.00	\$0.00
3.16	Social Determinants of Health: Community Violence Interventions	\$0.00	\$0.00
4	Expenditure Category: Premium Pay		
4.1	Public Sector Employees	\$0.00	\$0.00
4.2	Private Sector: Grants to other employers	\$0.00	\$0.00
5	Expenditure Category: Infrastructure		
5.1	Clean Water: Centralized wastewater treatment	\$0.00	\$0.00
5.2	Clean Water: Centralized wastewater collection and conveyance	\$0.00	\$0.00
5.3	Clean Water: Decentralized wastewater	\$0.00	\$0.00
5.4	Clean Water: Combined sewer overflows	\$0.00	\$0.00
5.5	Clean Water: Other sewer infrastructure	\$0.00	\$0.00
5.6	Clean Water: Stormwater	\$0.00	\$0.00
5.7	Clean Water: Energy conservation	\$0.00	\$0.00
5.8	Clean Water: Water conservation	\$0.00	\$0.00
5.9	Clean Water: Nonpoint source	\$0.00	\$0.00
5.10	Drinking water: Treatment	\$0.00	\$0.00
5.11	Drinking water: Transmission & distribution	\$0.00	\$0.00
5.12	Drinking water: Transmission & distribution: lead remediation	\$0.00	\$0.00
5.13	Drinking water: Source	\$0.00	\$0.00
5.14	Drinking water: Storage	\$0.00	\$0.00
5.15	Drinking water: Other water infrastructure	\$0.00	\$0.00

Category		Cumulative expenditures to date (\$)	Amount spent since last Recovery Plan
5.16	Broadband: "Last Mile" projects	\$0.00	\$0.00
5.17	Broadband: Other projects	\$0.00	\$0.00
6	Expenditure Category: Revenue Replacement		
6.1	Provision of Government Services	\$0.00	\$0.00
7	Administrative and Other		
7.1	Administrative Expenses	\$0.00	\$0.00
7.2	Evaluation and data analysis	\$0.00	\$0.00
7.3	Transfers to Other Units of Government	\$0.00	\$0.00
7.4	Transfers to Nonentitlement Units (States and Territories only)	\$0.00	\$0.00

Project Inventory

This section of the report is under development.

Performance Report

This section of the report is under development.