



American Rescue Plan Act
State and Local Fiscal Recovery Funds
2024 Recovery Plan Performance Report

Lexington-Fayette Urban County Government

Reporting Period: July 1st, 2023 – June 30th, 2024

www.Lexingtonky.gov/ARPA



LEXINGTON

Table of Contents

General Overview

1. Executive Summary (Pages 1-2)
2. Recipient Profile (3)
3. Commitment to Title VI Compliance (4)
4. Uses of Funds by Expenditure Category (EC) (5)
5. ARPA Allocations and Expenses by EC (6)
6. Table of Expenses by EC (7-8)
7. Use of Non-State and Local Fiscal Recovery Funds (SLFRF) American Rescue Plan Act (ARPA) Funding (9-13)
8. Promoting Equitable Outcomes (14-39)
9. Community Engagement (40-43)
10. Labor Practices (44)
11. Use of Evidence (45)
12. Revenue Loss Calculation (46)

Project Inventory

EC 1: Public Health

1. Personal Protective Equipment (PPE) for the Lexington Fayette Urban County Government (LFUCG) (49-50)
2. Safety Net/Project Peace (51-53)
3. It Takes a Village Mentoring Program Personnel Expense (54-58)
4. National Alliance on Mental Illness (NAMI) – Mental Health Court Funding Fiscal Year (FY) 2022 (59-61)
5. National Alliance on Mental Illness (NAMI) - Mental Health Court Funding FY 2023 (62-65)
6. National Alliance on Mental Illness (NAMI) – Mental Health Court Funding FY 2024 (66-68)

EC 2: Negative Economic Impacts

7. Emergency Financial Assistance (EFA) FY 2022 (70-72)
8. Emergency Financial Assistance (EFA) FY 2023 (73-75)
9. Emergency Financial Assistance (EFA) FY 2024 (76-78)
10. Recovery Supportive Living Assistance (RSLA) FY 2022 (79-82)
11. Recovery Supportive Living Assistance (RSLA) FY 2023 (83-85)
12. Summer Youth Work Readiness Program (86-89)
13. Shropshire Affordable Housing Project Site Improvements (90-91)
14. Affordable Housing Phase I (92-95)
15. Affordable Housing Phase II (96-98)
16. Affordable Housing Phase III (99-101)
17. Office of Homelessness Prevention and Intervention (OHPI) FY 2022 (102-107)
18. Office of Homelessness Prevention and Intervention (OHPI) FY 2023 (108-112)
19. Office of Homelessness Prevention and Intervention (OHPI) FY 2024 (113-116)
20. Homelessness Contract – Transitional Housing Pilot Program (117-120)



LEXINGTON

21. Homelessness Contract – Non-Shelter Eligible Families/Individuals with Pets (121-123)
22. COVID-19 Alternative Shelter for Winter Warming (124-126)
23. Winter Warming FY 2024 (127-130)
24. Domestic Violence Sheltering - Greenhouse17 (131-134)
25. Village Branch Library Construction – Lexington Public Library (135-136)
26. Black and Williams Center Improvements (Gymnasium) (137-140)
27. Bluegrass Community and Technical College (BCTC) Dental Hygiene Clinic (141-142)
28. Commerce Lexington - Minority Business Accelerator 2 (BA2)/Reflect Lex Program (143-146)
29. Explorium of Lexington – Children’s Museum Assistance FY 2022 (147-148)
30. LexArts Nonprofit Services Contract FY 2022 (149-150)
31. Lyric Theatre Assistance FY 2022 (151-153)
32. RADIOLEX (154-155)
33. VisitLEX/Hospitality Industry Recovery (156-157)

EC 3: Public – Health – Negative Economic Impact: Public Sector Capacity

34. Human Services Salaries FY 2023 (159)
35. Human Services Salaries FY 2025 (160)

EC 4: Premium Pay

36. Premium Pay for High Exposure LFUCG Staff (162-163)
37. Premium Pay for Fayette County Sheriff’s Office (164)

EC 6: Revenue Replacement/Government Services

38. Economic Development Grants to Service Partners (166-167)
39. Neighborhood Recreation Improvements – Berry Hill Park Basketball Court (168-169)
40. Neighborhood Recreation Improvements – Buckhorn Park Phase II Improvements (170-172)
41. Neighborhood Recreation Improvements – Dogwood Park Basketball Court (173-174)
42. Neighborhood Recreation Improvements – Gardenside Park Playground (175-176)
43. Neighborhood Recreation Improvements – Ecton Park Restrooms and Concessions (177-179)
44. Neighborhood Recreation Improvements – Lakeside Irrigation Replacement (180-181)
45. Neighborhood Recreation Improvements – Masterson Station Park Playground (182-183)
46. Neighborhood Recreation Improvements – Meadowthorpe Park Community Center Roof Repair (184)
47. Neighborhood Recreation Improvements – Raven Run Park Prather House Roof (185)
48. Neighborhood Recreation Improvements – Shillito Park Access Improvement Parking (186-187)
49. Neighborhood Recreation Improvements – Southland Park Access Improvement Parking (188-189)
50. Neighborhood Recreation Improvements – Woodland Park Restroom and Therapeutic Recreation Facility (190-191)
51. ADA Improvements in Parks (192)
52. Cardinal Run North Park Development (193-194)
53. Neighborhood Recreation Improvements – Mary Todd Park Basketball Court (195-197)
54. Access to Quality Greenspace in a QCT – Northeastern Park Playground (198-200)
55. Access to Quality Greenspace in a QCT – Phoenix Park Inclusive Design (201)

56. Access to Quality Greenspace in a QCT – Pine Meadows Park Playground (202-204)
57. Access to Quality Greenspace in a QCT – River Hill Park Sports Courts (205-207)
58. General Parks and Recreation Improvements Phase II (208-211)
59. Parks Masterplan Phase II – QCT Areas (212-215)
60. Parks Masterplan Phase II – Maintenance (216-217)
61. Parks Masterplan Phase II – Aquatics (218-221)
62. Pam Miller Downtown Arts Center (PMDAC) Renovation (222-225)
63. Government Employee Pay Supplements (226)
64. Critical Government Needs – Broadband Request for Proposals (RFP) (227-229)
65. Coldstream Industrial Park Campus Phases I and II Design (230-231)
66. Bike and Pedestrian Design – Town Branch Trail (232-234)
67. Bike and Pedestrian Design – Brighton Trail (235-237)
68. Bike and Pedestrian Design – Harrodsburg Road Trail (238-240)
69. Fire Self-Contained Breathing Apparatus (SCBA) (241-242)
70. Public Safety Fleet (243)
71. Code Enforcement Grants for Residents with Low Income FY 2022 (244-247)
72. Code Enforcement Grants for Residents with Low Income FY 2023 (248-252)
73. LexArts FY 2024 (253)
74. Non-Profit Capital Grants (254-255)
75. Housing Stabilization – HOPE Center (256)
76. Workforce Development FY 2022 (257-259)
77. Workforce Development FY 2023 (260-262)
78. Workforce Development via *Second Chance Academy* Re-Entry FY 2024 and FY 2025 (263-266)
79. Lexington Community Land Trust (LCLT) Community Building (267-268)
80. Jefferson Street Viaduct (269)
81. ADA Transition Plan (270-271)
82. Solarize Lexington (272)
83. Family Care Center Playground Canopies (273)
84. Division of Police Mobile Data Computers (274)
85. Division of Police Laptops, Desktops and Technology Upgrades (275)

EC 7: Administrative Services

86. American Rescue Plan Act Administrative Services (277)

Contact Information

ARPA Project Manager (278)



LEXINGTON

GENERAL OVERVIEW

Executive Summary

On March 11th, 2021, the American Rescue Plan Act (ARPA) of 2021 was signed into [law](#), providing the Lexington-Fayette Urban County Government (LFUCG) funding in the amount of \$121,178,058 as part of the State and Local Fiscal Recovery Fund (SLFRF). This funding was awarded to states and local governments to curb the varying impacts created by the economic decline and other effects of the COVID-19 Pandemic.

The LFUCG was committed to investing ARPA SLFRF funds in a manner to ensure growth and equitable recovery from the COVID-19 pandemic for those residents affected. To date, the LFUCG has apportioned \$121,178,058 of its allocation, obligated \$113,221,868, expensed \$90,296,041 and has completed 59 projects.

LFUCG Priorities and Principles

Highest Priority

- Projects that have a direct impact on vulnerable populations and those most impacted by the pandemic

Budget Related Principles

- One-time projects that entail no ongoing costs
- Projects that produce savings or increased revenue in the future

Additional Principles

- Projects that lead to economic opportunity
- Projects that make an impact on the physical infrastructure
- Projects that make an impact on the social infrastructure

LFUCG Funding Categories and Types of Allowable Projects

Funding requests were considered in the following categories:

- Community health, wellness and quality of life
- Critical city services, employee retention and facilities
- Economic recovery and growth
- Equity-focused services and partnerships
- Growing successful neighborhoods
- Harm prevention and public safety

Recognizing the need for expedited service delivery of ARPA funds to residents, the LFUCG partnered with various community organizations by allocating ARPA funding through



subrecipient agreements and Purchase of Service Agreements (PSAs). Community partnerships are providing vital programs and services to residents in the community in a targeted way, including but not limited to transitional emergency housing, workforce development opportunities, mental health services, community violence interventions, exposure to the arts, access to educational opportunities and business acceleration.

All community organizations participated in mandatory ARPA training developed by the LFUCG ARPA team, which included an overview of ARPA SLFRF, project management and reporting, procurement, invoicing, single audit requirements, and a link to the Department of Treasury's website.



Recipient Profile

Lexington-Fayette Urban County Government (LFUCG)

200 East Main Street
Lexington, Kentucky 40507

<https://www.lexingtonky.gov/>

Tier 1 – States, U.S. Territories, Metropolitan Cities and Counties with a population that exceeds 250,000 residents

UEI – VM1GLHWZXA96

TIN – 610858140



The LFUCG's Commitment to TITLE VI Compliance

Title VI of the Civil Rights Act of 1964 prohibits discrimination on the basis of race, color, or national origin in any program or activity that receives Federal funds or other Federal financial assistance.



GLOBAL LEX

The LFUCG required Title VI training for all APRA subrecipients, community partners and project managers internal to the LFUCG. The training was developed and presented by the Director of [Global Lex](#), a multilingual, multidisciplinary center where residents and the foreign-born population obtain information, access programs and services, meet to celebrate cultural events and visit the LFUCG's international art gallery.



The ARPA subrecipients and the LFUCG project managers also received a copy of the LFUCG Title VI 2022 Languages Report, an annual analysis of languages spoken in Lexington, Kentucky.

All subrecipient agreements include [Assurances of Compliance with Title VI](#). The training materials are available [here](#).



LEXINGTON

The LFUCG's Use of Funds by Expenditure Category (EC)

Expenditure Category (EC) 1 – Public Health

1.05	Personal Protective Equipment (PPE)
1.11	Community Violence Interventions
1.12	Mental Health Services

Expenditure Category (EC) 2 – Negative Economic Impacts

2.02	Household Assistance: Rent, Mortgage, and Utility Aid
2.10	Assistance to Unemployed or Underemployed Workers
2.15	Long-Term Housing Security: Affordable Housing
2.16	Long-Term Housing Security: Services for Unhoused Persons
2.22	Strong Healthy Communities: Neighborhood Features that Promote Health and Safety
2.30	Technical Assistance, Counseling, or Business Planning
2.34	Aid to Nonprofit Organizations
2.35	Aid to Tourism, Travel or Hospitality

Expenditure Category (EC) 3 – Negative Economic Impact: Public Sector Capacity

3.01	Public Sector Workforce
------	-------------------------

Expenditure Category (EC) 4 – Premium Pay

4.01	Premium Pay
------	-------------

Expenditure Category (EC) 6 – Revenue Replacement/Government Services

6.01	Provision of Government Services
------	----------------------------------

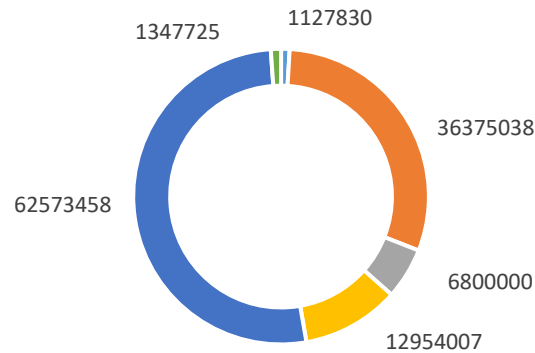
Expenditure Category (EC) 7 – Administrative

7.01	Administrative Expenses
------	-------------------------

In determining funding priorities, The LFUCG incorporated data received through the public engagement process, reviewed deferred and planned future municipal projects, and sought proposals from external organizations and agencies. The LFUCG is committed to supporting a strong and equitable recovery from the COVID-19 pandemic as illustrated in the *Promoting Equitable Outcomes* section of this Annual Recovery Plan Performance Report.



ARPA Allocations by Expenditure Category (EC) Through June 30th, 2024



- EC 1: Public Health
- EC 2: Negative Economic Impacts
- EC 3: Public Sector Capacity
- EC 4: Premium Pay
- EC 6: Revenue Replacement
- EC 7: Administrative Services

ARPA Expenses by Expenditure Category (EC) Through June 30th, 2024

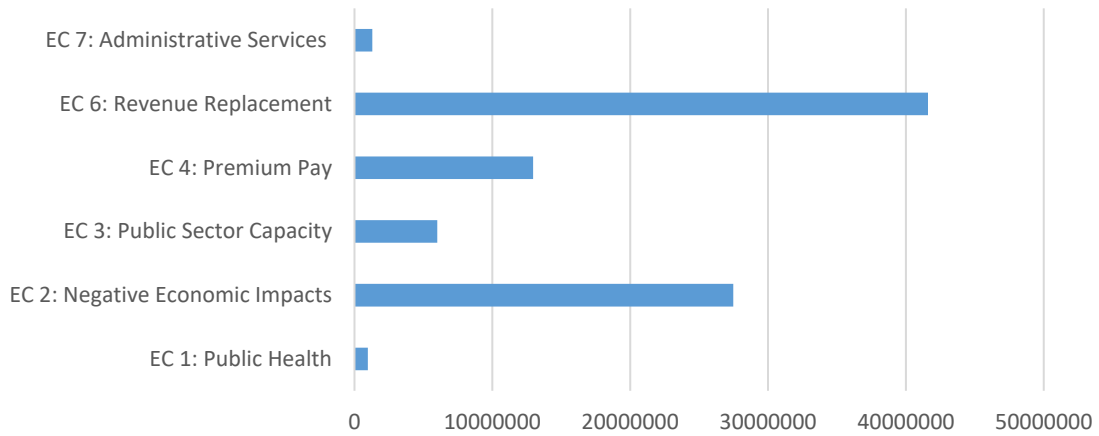
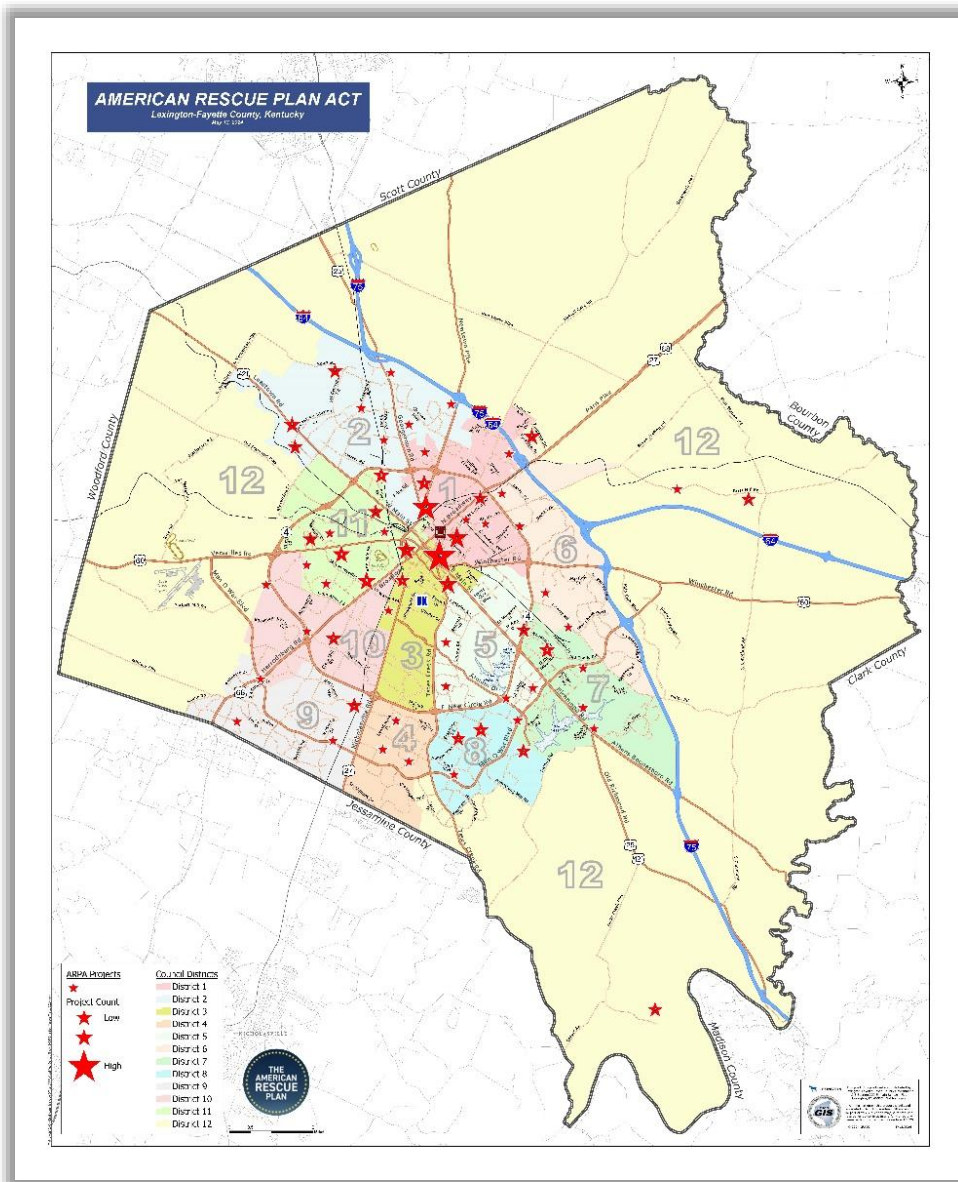


Table of Expenses by Expenditure Category (EC)

Expenditure Category Number	Expenditure Category	Cumulative Expenditures to Date	Amount Spent Since Last Recovery Plan
1	EC: Public Health	\$964,950	\$444,387
1.05	Personal Protective Equipment	\$ 5,763	\$0
1.11	Community Violence Interventions	\$449,187	\$233,319
1.12	Mental Health Services	\$510,000	\$211,068
2	Negative Economic Impacts	\$27,474,112	\$14,749,609
2.02	Household Assistance: Rent, Mortgage, and Utility Aid	\$1,192,622	\$365,025
2.10	Assistance to Unemployed or Underemployed Workers	\$544,690	\$357,555
2.15	Long-Term Housing Security: Affordable Housing	\$10,925,780	\$7,380,542
2.16	Long-Term Housing Security: Services for Unhoused Persons	\$8,591,109	\$3,717,354
2.22	Strong Health Communities: Neighborhood Features that Promote Health and Safety	\$3,914,126	\$2,603,287
2.30	Technical Assistance, Counseling, or Business Planning	\$650,285	\$325,846
2.34	Aid to Nonprofit Organizations	\$655,500	\$0
2.35	Aid to Tourism, Travel or Hospitality	\$1,000,000	\$0
3	Public Health – Negative Economic Impacts – Public Sector Capacity	\$6,000,000	\$6,000,000
3.01	Public Sector Workforce	\$6,000,000	\$6,000,000
4	Premium Pay	\$12,954,007	\$0
4.01	Premium Pay	\$12,954,007	\$0
5	Infrastructure	0	0



6	Revenue Replacement/Government Services	\$41,607,818	\$21,882,000
6.01	Provision of Government Services	\$41,607,818	\$21,882,000
7	Administrative	\$1,295,154	\$620,601
7.01	Administrative Expenses	\$1,295,154	\$620,601
Totals		\$90,296,041	\$43,696,597



LEXINGTON

Use of Non-SLFRF ARPA Funding

Housing Stabilization/Emergency Rental Assistance

Through its Housing Stabilization Program (HSP), LFUCG provided emergency rental assistance to Fayette County residents who were unable to pay rent or utilities during the pandemic. When the program exhausted all rent assistance funds in November 2023, the HSP had assisted over 7,000 households and more than 1,100 unique landlords with an average payment of approximately \$7,100. To ensure as many tenants as possible were connected with available assistance, LFUCG partnered with Community Action Council, Urban Leagues of Lexington, Legal Aid of the Bluegrass, and Kentucky Equal Justice Center to operate the program.



<https://www.lexingtonky.gov/renthelp>

<https://www.lexingtonky.gov/news/12-14-2021/national-low-income-housing-advocates-praise-lexingtons-rent-assistance-program>

<https://home.treasury.gov/policy-issues/coronavirus/assistance-for-state-local-and-tribal-governments/emergency-rental-assistance-program>

<https://www.kentucky.com/news/local/counties/fayette-county/article270207327.html>

<https://commaction.org/housing-stabilization/>

<https://www.lexingtonky.gov/news/05-02-2023/housing-stabilization-expands-services-tenants-facing-eviction>



\$51,689,217 – U.S. Department of the Treasury

\$11,700,000 – Kentucky Housing Corporation/Commonwealth of Kentucky



LEXINGTON

Lexington Senior Center

<https://www.lexingtonky.gov/lexington-senior-center>

The LFUCG installed *Enhanced Listening* technology at the Lexington Senior Center in two classrooms and two multi-purpose rooms. This Wi-Fi and Radio Frequency product is enhancing the listening experience for the Senior Adults who use hearing aids. The technology interfaces with the existing sound system and communicates directly with the user's hearing aid, thus cancelling out background noise.

\$7,552.62 - Bluegrass Area Development District, Inc.

The LFUCG purchased five laptops for participants at the Lexington Senior Center.

\$6,360.88 – Bluegrass Area Development District, Inc.

Grant funds will be used to purchase a NuStep T4R Cross Trainer and 4 raised flower beds for use by participants.

\$6,292.51 – Bluegrass Area Development District, Inc.

Grant funds to be used for Senior Center operations (eligible expenses through reimbursement).

\$41,931.73 – Bluegrass Area Development District, Inc.

Parks and Recreation Extended School Program (ESP)

<https://www.lexingtonky.gov/esp-and-real-program>

The LFUCG is supporting childcare expenses in the ESP with these funds.

\$216,382.16 - KY Cabinet for Health and Family Services

\$116,221.30 - KY Cabinet for Health and Family Services

\$139,687 – KY Cabinet for Health and Family Services

\$112,647 – KY Cabinet for Health and Family Services

\$89,857 – KY Cabinet for Health and Family Services

\$62,566.92 – KY Cabinet for Health and Family Services

\$116,620 – KY Cabinet for Health and Family Services

\$22,308.12 – KY Cabinet for Health and Family Services

\$75,626 – KY Cabinet for Health and Family Services



Community Corrections

<https://www.lexingtonky.gov/departments/community-corrections>

Reimbursement of eligible costs associated with operating the jail facility that houses state inmates. Eligible costs may include those related to both county and state inmates and include PPE, particularly gloves, and disinfectant cleaning products to prevent or stop the spread of the virus.

\$193,911.39 - KY Justice and Public Safety Cabinet



Water Quality

<https://www.lexingtonky.gov/departments/water-quality>

Replacement of chemical disinfection equipment at Town Branch and West Hickman Wastewater Treatment Plants.

\$11,868,095 - KY Infrastructure Authority

Design and construction of water quality improvements at 862-898 Furlong Drive.

\$906,645 – KY Infrastructure Authority

Design and construction of West Hickman Creek and improvements on property at Veterans Park.

\$1,345,000 – KY Infrastructure Authority

Armstrong Mill Pump Station Replacement.

\$9,497,206 – KY Infrastructure Authority

Acquisition and remediation of 299 Southland Drive.

\$2,955,383 – KY Infrastructure Authority

Town Branch Dewatering Pump Station Rehabilitation Project.

\$3,725,000 – KY Infrastructure Authority



LEXINGTON

Family Care Center

<https://www.lexingtonky.gov/family-care-center>

The LFUCG used this funding for operating supplies such as PPE, cleaning products, food, equipment related to COVID protocols, and social and emotional curriculum.

\$1,017,480 - KY Cabinet for Health and Family Services

The LFUCG received funding to repair the Family Care Center playground structure.

\$10,000 – KY Cabinet for Health and Family Services

Funding for the operations of the Family Care Center.

\$469,418 – HANDS 740, Commonwealth of Kentucky

\$38,176 – HANDS, Commonwealth of Kentucky

Childcare expenses at the Family Care Center.

\$104,028 – KY Cabinet for Health and Family Services

\$264,402 – KY Cabinet for Health and Family Services



Grants and Special Programs/Office of Affordable Housing

<https://www.lexingtonky.gov/departments/grants-and-special-programs>

Funding for acquisition. This will be a 20-unit development with three (3) HOME-ARP units and eight (8) HOME-assisted units in partnership with Qureshi Development Group.

\$272,786 – HOME Investment Partnerships Program/\$1,140,728 – HOME Investment Partnerships Program

Construction of a 24-unit development, (eight (8) of the units HOME ARPA), and \$272,000 for services in partnership with New Beginnings.

\$1,457,822 – HOME Investment Partnership Program

Construction of five (5) townhomes. This was a partnership with Lexington-Fayette Housing Authority.

\$900,000 – HOME Investment Partnerships Program



LEXINGTON

Construction of five (5) units of housing and to provide housing and supportive services to individuals and households who are homeless, at risk of homelessness, or other vulnerable populations.

\$1,227,576 – HOPE Investment Partnerships Program

Police

<https://www.lexingtonky.gov/departments/police>

The Division of Police were awarded a grant for salary, training and travel expenses.

\$21,025 – KY Justice and Public Safety Cabinet



Promoting Equitable Outcomes

The LFUCG is committed to promoting equitable outcomes in all government services, not only those provided through the use of ARPA funds. In June 2020, the LFUCG's Mayor Linda Gorton created the [Racial Justice and Equity Commission](#). This group was tasked with a determined and defined purpose: *To assemble diverse community members to listen, discuss, and create empowering solutions that dismantle systemic racism in Fayette County.* This commission, through the work of five subcommittees, issued a [report](#) in October 2020 that outlined recommendations in five broad categories: Education and Economic Opportunity; Housing and Gentrification; Health Disparities; Law Enforcement, Justice, and Accountability; and Racial Equity.



In July 2021 an ordinance was adopted to establish the permanent Racial Justice and Equity Commission. February 2022, 15 members were appointed to the permanent Racial Justice and Equity Commission and will serve staggering two or four year terms. The Racial Justice and Equity Commission is made up of eight African Americans, three Caucasians, two Hispanics and one Pacific Islander.

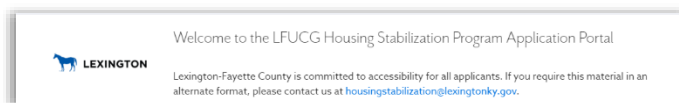
An 18-month [progress report](#) was released on March 1st, 2022, outlining action taken by the LFUCG towards meeting the recommendations of the report. The report notes that the Mayor and Council approved a \$10 million allocation from ARPA for Affordable Housing initiatives. Since that date, the LFUCG allocated an additional \$7.126M of ARPA funding to Affordable Housing initiatives.

Several Mayor's Commission for Racial Justice and Equity Report projects are currently underway, with funding assigned through the FY2021 Operating Budget, FY2022 Operating Budget, FY 2023 Operating Budget, FY 2024 Operating Budget, FY 2025 Operating Budget and ARPA allocations.

While current funding and that allocated in the previous budget provided a head start towards meeting the goals and recommendations of the report, the award of ARPA funds provided an opportunity to address these recommendations in a manner that is potentially transformative for the community.

Utilizing various funding sources, including its General Fund, the LFUCG is committed to improving equity and outcomes throughout the community. Several initiatives are complete, underway or forthcoming, including, but not limited to:

- Eviction Assistance Program
- Completed a Disparity and Availability Study.
- Purchase of body-worn cameras for all officers.
- Purchase of automatic recording mechanisms for police body-worn cameras.




LEXINGTON

- Adoption of formal [Diversity, Equity and Inclusion Statement](#).
- Offered [Diversity and Inclusion](#) training to all the LFUCG's employees.
- Increased funding for minority recruiting efforts.
- Continuation of [WORK-Lexington Workforce Resource Center](#) located at the Charles Young Center.
- Funding for the [ONE Lexington program](#) to address violent crime among youth and young adults.
- Completed a new, expanded playground at [Charles Young Park](#) with an aquatic feature.
- Continuation of the [Community Summer Teen Retreat](#) through Parks and Recreation in FY 2023, FY 2024, and FY 2025.
- Development of *Summer Playground Days* through Parks and Recreation in FY 2023.
- [Police Disciplinary Review Board](#) augmented to include two Citizen-members.
- *Website Translation Software* for residents to convert the [LFUCG's website](#) into 94 different languages.
- Hosts [Clean Slate Lexington](#), expungement clinics and job fair attended by over 1500 residents since their inception.
- Translation of the LFUCG's [One-Stop Business Shop](#) into Spanish, Swahili, Arabic and Nepali.
- Return of the PRIDE event downtown Lexington in 2022, after two years of cancelations due to the COVID-19 pandemic.
- Allocated \$260,000 to purchase a mobile Food Truck to serve neighborhoods with little or no access to fresh food via Kroger and God's Pantry.
- Passage of the [Crown Act](#), prohibiting race-based hair discrimination.



- The LFUCG declared [Juneteenth](#) an official LFUCG holiday in 2022. The LFUCG set aside funds in the FY 2022, FY 2023 and FY 2024 budgets to support Juneteenth holiday events including Soulteenth, Juneteenth Jubilee, Lyric Theater events, and a Juneteenth event held in Douglas Park. The LFUCG commemorates the holiday by displaying the Juneteenth flag and blazes.



- The LFUCG’s One Lexington program, in partnership with the Community Action Council for *Lexington-Fayette, Bourbon, Harrison and Nicholas Counties* announced the Gun Violence Prevention Grant program in January 2023. The grant program focuses on providing community partners with resources to help prevent gun violence, based on the P.I.E.R program model.

<https://www.lexingtonky.gov/news/01-18-2023/one-lexington-accepting-gun-violence-prevention-grant-applications>

<https://www.lexingtonky.gov/news/03-27-2024/one-lexington-accepting-applications-gun-violence-prevention-grants>



- In 2022, the LFUCG established the BETheChange Scholarship program. In 2024, \$20,000 was awarded to two Fayette County rising seniors of color at Bryan Station High School pursuing careers in Criminal Justice or related fields at a Kentucky college or university. The scholarship opportunity was made possible by two community partners.

<https://www.lexingtonky.gov/news/04-23-2024/city-announces-be-change-scholarship-winners>




Mayor Linda Gorton appointed the Municipal Equality Index (MEI) Workgroup to improve The LFUCG's MEI. The full report is available [here](#).

The Human Rights Campaign MEI for 2023 awarded a score of 114 to the City of Lexington. The LFUCG has more than doubled its MEI score from 53 in 2013. The LFUCG is in the top 10 in the entire nation and are the highest ranked municipality in Kentucky.

More information is available [here](#).

<https://www.lexingtonky.gov/lexproud>





LEXINGTON, KENTUCKY 1/2

2023 MUNICIPAL EQUALITY INDEX SCORECARD

I. Non-Discrimination Laws**


	STATE	COUNTY	MUNICIPAL	AVAILABLE
Employment	6/8	4/4	4/5	4/5
Housing	6/8	4/4	4/4	4/5
Public Accommodations	0/0	4/4	4/5	4/5
SCORE				28 out of 39
FLEX Employment All-Sector Facilities	+0	+0	+1	+2
FLEX Healthcare Youth from Discrimination Therapy	+0	+0	+2	+2

II. Municipality as Employer

	COUNTY	MUNICIPAL	AVAILABLE
Non-Discrimination: City Employees only	4/7	4/7	4/7
Transgender-Inclusive Healthcare Benefits	6/6	6/6	6/6
City Contractor Non-Discrimination Ordinance	3/3	3/3	3/3
Inclusive Workplace	2/2	2/2	2/2
SCORE			28 out of 28
FLEX City Employee Domestic Partner Benefits	+1	+1	+1

III. Municipal Services

	COUNTY	MUNICIPAL	AVAILABLE
Human Rights Commission	0/0	5/5	5/5
NCDP Recognition by Human Rights Commission	0/0	2/2	2/2
LGBTQ+ Liaison in City Executive Office		5/5	5/5
SCORE			12 out of 12
FLEX Multi-Staffing Prevention Policy for City Staff	+0	+0	+1
FLEX City Provider Services for LGBTQ+ Youth	+2	+2	+2
FLEX City Provider Services for LGBTQ+ People Experiencing Homelessness	+2	+2	+2
FLEX City Provider Services for LGBTQ+ Older Adults	+2	+2	+2
FLEX City Provider Services for People Living with HIV or AIDS	+2	+2	+2
FLEX City Provider Services for the Transgender Community	+2	+2	+2



LEXINGTON, KENTUCKY 2/2

2023 MUNICIPAL EQUALITY INDEX SCORECARD

IV. Law Enforcement

	MUNICIPAL	AVAILABLE
LGBTQ+ Liaison/Task Force in Police Department	10/10	10/10
Department Reported 2022 Hate Crime Statistics to the FBI	12/12	12/12
SCORE	22 out of 22	

V. Leadership on LGBTQ+ Equality


	MUNICIPAL	AVAILABLE
Leadership Public Position on LGBTQ+ Equality	5/5	5/5
Leadership's Municipality Legislative or Policy Efforts	3/3	3/3
SCORE	8 out of 8	
FLEX County LGBTQ+ Act of Approval enacted	+2	+2
FLEX City Local Limits of Incorporation Law	+0	+3

TOTAL SCORE 98 + TOTAL FLEX SCORE 10 = Final Score 100
CANNOT EXCEED 100

** On June 16, 2020, the U.S. Supreme Court ruled in *Rowley v. Clayton County, Georgia* that sexual orientation and gender identity discrimination are prohibited under federal sex-based employment protections. Nevertheless, as a measure that localities continue enacting legislative LGBTQ+ inclusive comprehensive non-discrimination laws since it will likely take additional litigation for *Rowley* to be fully applied in all sex-based protections under existing federal civil rights law. Moreover, federal law currently lacks sex-based protections in numerous key areas of life, including public spaces and services. Finally, there are many valuable benefits to localizing inclusive protections even when they exist at higher levels of government. For these reasons, the MEI will continue to only award credit in Part I for state, county, or municipal non-discrimination laws that expressly include sexual orientation and gender identity.

PTS FOR SEXUAL ORIENTATION — PTS FOR GENDER IDENTITY — FLEX PTS for criteria not accessible to all cities at this time.

FOR MORE INFORMATION ABOUT CITY SELECTION, CRITERIA OR THE MEI SCORING SYSTEM, PLEASE VISIT [HRC.ORG/MEI](#). All cities rated were provided their scorecard in advance of publication and given the opportunity to submit revisions. For feedback regarding a particular city's scorecard, please email mei@hrc.org.



We Welcome
DIVERSITY
of race, culture, spirituality,
gender identity, ability, and orientation.

— WE SEEK —
to provide a safe and inclusive space for all.

— WE REJECT —
intolerance and any form of
degradation, hurt, or abuse.

— WE COMMIT —
in words and actions, to uphold the rights of all
to feel safe, valued, and respected.

**Within the Lexington Senior
Center acceptance, peace, and
understanding unify us.**



LEXINGTON

Goals: Are there particular historically underserved, marginalized, or adversely affected groups that you intend to serve within your jurisdiction?

Yes. The LFUCG allocated funding toward numerous projects that are assisting affected groups. Examples include funding for affordable housing, homelessness prevention and intervention, residents experiencing increased gun violence, a home repair program for homeowners with low-income, public space improvements in QCTs across our community, assistance to non-profit agencies operating in QCTs and non-profit agencies assisting impacted and disproportionately impacted communities. The LFUCG also allocated funding to improve mental health and to assist unemployed and underemployed workers through both a historic investment in its workforce development and its summer youth employment programs.

The LFUCG partnered with its local community college to fund a dental hygiene training facility to provide free or low-cost dental services to residents in adjacent QCTs. The LFUCG also worked with its public library system to fund a brand-new state of the art public library in a QCT that is providing internet access, educational opportunities, physical and mental health improvement opportunities and more.

The LFUCG recognized the impact of small businesses in the community and is partnering with its Chamber of Commerce, Commerce Lexington, to fund a minority business accelerator program.



Project Inventory and Population Demographics – Allocations to Programs and Projects in QCTs

Project Name	Address	QCT	2023 Total Population	2023 White Population	2023 Black/African American Population	2023 American Indian/Alaska Native Population	2023 Asian Population	2023 Pacific Islander Population	2023 Other Race Population	2023 Population of Two or More Races	2023 Hispanic Population	2023 Non-Hispanic Population
Safely Net	444 Glen Arvin Avenue 40508	11	5,173	1,033	2,177	63	20	4	1,348	528	1,910	3,263
NAMI - Mental Health Court Funding (FY22)	498 Georgetown Street 40508	11	5,173	1,033	2,177	63	20	4	1,348	528	1,910	3,263
NAMI - Mental Health Court Funding (FY23)	498 Georgetown Street 40508	11	5,173	1,033	2,177	63	20	4	1,348	528	1,910	3,263
NAMI - Mental Health Court Funding (FY24)	498 Georgetown Street 40508	11	5,173	1,033	2,177	63	20	4	1,348	528	1,910	3,263
Shropshire Affordable Housing Project Site	Shropshire between Fifth and Sixth Streets	4	1,840	620	924	4	9	1	125	157	220	1,620
AH Project 3 - Elm Tree Lane	302 Gunn Street 40508	1.01	3,256	2,064	712	23	77	2	95	283	228	3,028
AH Project 4 - Pemberton Street	572 Pemberton Street 40508	4	1,840	620	924	4	9	1	125	157	220	1,620
AH Project 6 - Davis Park	501 Deroods Street 100 Codell Drive 40509	9	6,235	4,131	1,002	16	472	1	227	386	479	5,756
AH Project 7 - Richwood Bend	530 North Martin Luther King Drive 40508	39.10	2,858	978	1,113	11	80	1	384	291	622	2,236
AH Project 8 - MLK Quershi	1349 Centre Parkway 40517	34.04	4,671	2,418	1,588	15	77	4	219	350	393	4,278
AH Project 9 - Brianwood Apartments	530 East High Street 40502	7	2,305	1,946	66	1	130	0	27	135	103	2,202
AH Project 10 - The Flats at Woodland	381 W. Loudon Ave 40508	13	2,121	998	542	17	7	1	350	206	530	1,591
Housing Pilot via Department of Housing and Community Development RFP	357 Corral Street 40508	1.01	3,256	2,064	712	23	77	2	95	283	228	3,028
Housing Pilot via Department of Housing and Community Development RFP	2848 Ashby Glenn 40509	39.10	2,858	978	1,113	11	80	1	384	291	622	2,236
Housing Pilot via Department of Housing and Community Development RFP	3579 Olympia Road 40517	34.04	4,671	2,418	1,588	15	77	4	219	350	393	4,278
Housing Pilot via Department of Housing and Community Development RFP	2425 Pierson Drive 40505	31.01	2,892	1,711	610	12	13	3	301	242	437	2,455
Housing Pilot via Department of Housing and Community Development RFP	153 Rugby Road 40504	20.01	5,379	2,185	883	73	40	0	1,450	748	2,347	3,032
Housing Pilot via Department of Housing and Community Development RFP	535 Shaftsbury Road 40505	32.02	6,370	3,863	1,328	52	59	3	547	518	879	5,491
Village Branch Library Construction	2185 Versailles Road 40504	20.01	5,379	2,185	883	73	40	0	1,450	748	2,347	3,032
Black and Williams Center Improvements - Gymnasium	498 Georgetown Street 40508	11	5,173	1,033	2,177	63	20	4	1,348	528	1,910	3,263
BCTC Dental Hygiene Clinic	500 Newtown Pike 40508	13	2,121	998	542	17	7	1	350	206	530	1,591
Minority Business Accelerator Commerce Lex	330 East Main Street 40507	1.01	3,256	2,064	712	23	77	2	95	283	228	3,028
Explorium of Lexington - Children's Museum	440 W. Short Street 40507	1.02	1,392	1,004	267	6	15	0	26	74	46	1,346
LexArts Nonprofit Services Contract	161 N. Mill Street 40507	1.01	3,256	2,064	712	23	77	2	95	283	228	3,028
Lyric Theater Assistance	300 E. Third Street 101 W. Loudon Avenue 40508	1.01	3,256	2,064	712	23	77	2	95	283	228	3,028
Radio Lex	101 W. Loudon Avenue 40508	13	2,121	998	542	17	7	1	350	206	530	1,591
Visit LEX/Hospitality Industry Recovery	215 W. Main Street 40507	1.01	3,256	2,064	712	23	77	2	95	283	228	3,028
Commerce Lexington	330 East Main Street 40507	1.01	3,256	2,064	712	23	77	2	95	283	228	3,028
EHI/Urban League	148 Deweese Street 40507	1.01	3,256	2,064	712	23	77	2	95	283	228	3,028
Access to Quality Green Space for Disadvantaged Pop - ADA Imprvmnts at Parks for Nbhod Rec Imprvmnts - Mary Todd Park - Basketball	215 Midland Avenue 40508	1.01	3,256	2,064	712	23	77	2	95	283	228	3,028
Access to Quality Green Space in QCT - Northeastern Park - Playground	525 Rogers Road 40505	31.01	2,892	1,711	610	12	13	3	301	242	437	2,455
Access to Quality Green Space in QCT - Phoenix Park Inclusive Use and	140 Eastern Avenue 40508	1.01	3,256	2,064	712	23	77	2	95	283	228	3,028
Access to Quality Green Space in QCT - Pine Meadows Park - Playground	100 East Main Street 40507	1.01	3,256	2,064	712	23	77	2	95	283	228	3,028
Meadowbrook Sports Courts	1631 Tazwell Drive 40504	19	4,835	2,423	1,145	35	196	12	569	455	903	3,932
May Todd Park Playground/Shelter	372 Harvard Lane 525 Rogers Road 40505	41.04	4,474	2,968	740	24	68	0	273	401	503	3,971
Gainesway Park Trails	40505	31.01	2,892	1,711	610	12	13	3	301	242	437	2,455
Whitney Young Trails	3460 Campus Way 1033 St. Martins Avenue 40511	34.04	4,671	2,418	1,588	15	77	4	219	350	393	4,278
Picadome Sports Courts	11	5,173	1,033	2,177	63	20	4	1,348	528	1,910	3,263	
Pine Meadows Sports Courts	469 Parkway Drive 1631 Tazwell Drive 40504	19	4,835	2,423	1,145	35	196	12	569	455	903	3,932
Elizabeth St. Park Playground	1521 Elizabeth Street 40503	25	3,385	2,917	93	2	64	2	82	225	199	3,186

Copy of 2024 ARPA Projects - In QCT with 2023 ESRI Population Estimates (002)



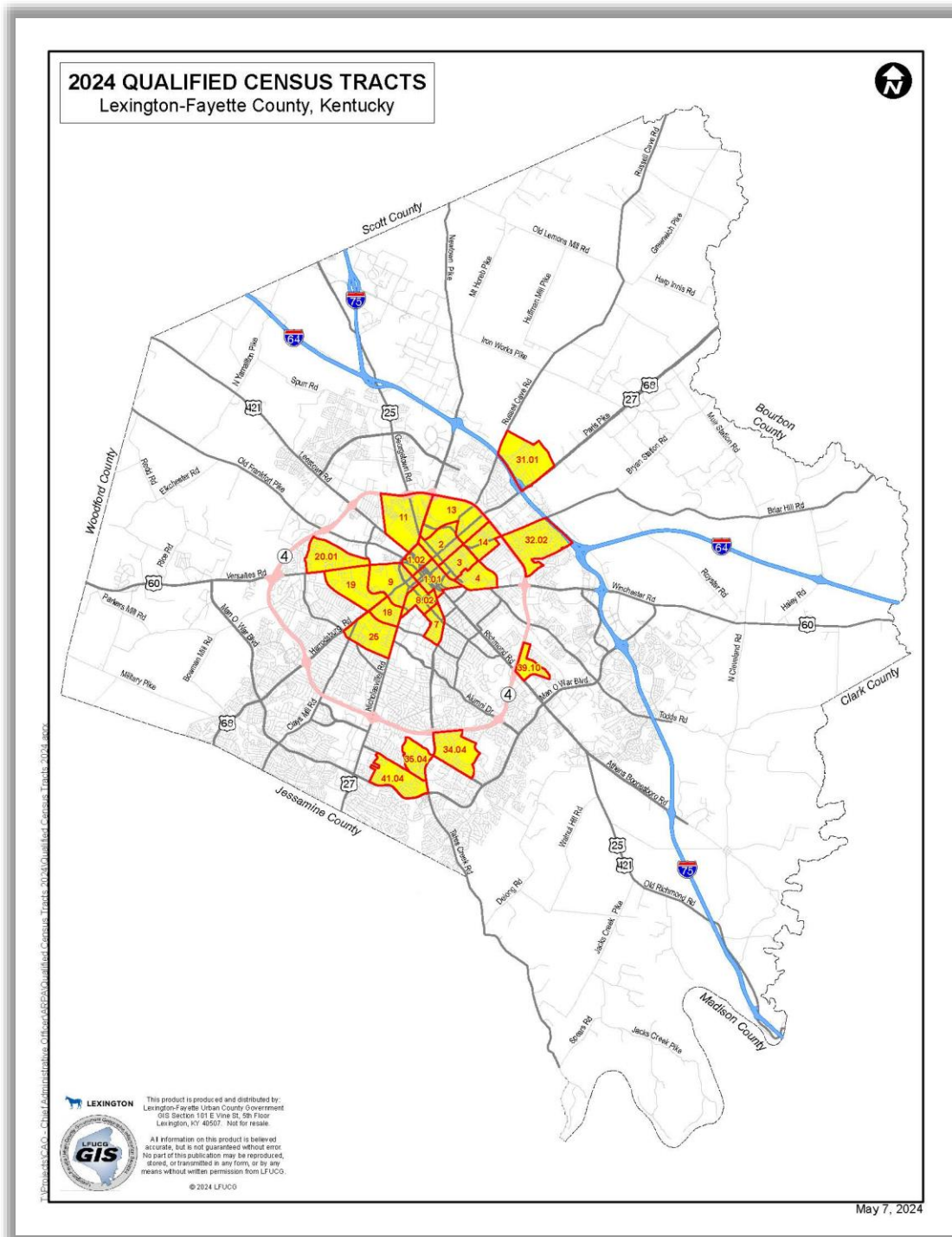
LEXINGTON

Duncan Park Playground	530 N Limestone	3	2,947	1,132	1,370	16	6	0	136	287	289	2,658
Dunbar Community Center Renovation	545 North Upper Street 40508	2	3,232	1,933	974	5	30	2	104	184	195	3,037
Douglass Sports Courts	726 Georgetown Street 40508	11	5,173	1,033	2,177	63	20	4	1,348	528	1,910	3,263
Picadome Roofing	469 Parkway Drive	19	4,835	2,423	1,145	35	196	12	569	455	903	3,932
Lou Johnson HVAC	190 Prall Street 40508	9	6,235	4,131	1,002	16	472	1	227	386	479	5,756
Carver Community Center Windows	522 Patterson Street 40508	9	6,235	4,131	1,002	16	472	1	227	386	479	5,756
Dunbar Community Center Windows	545 Upper Street 40508	2	3,232	1,933	974	5	30	2	104	184	195	3,037
Castlewood Park Pool	320 Parkview Avenue 40505	14	2,445	1,505	425	13	17	0	237	248	389	2,056
Douglass Park Pool	701 Howard Street	11	5,173	1,033	2,177	63	20	4	1,348	528	1,910	3,263
Pam Miller Downtown Arts Center Renovation	141 E. Main Street 40507	1.01	3,256	2,064	712	23	77	2	95	283	228	3,028
Workforce Development Awesome INC	348 E Main Street 40507	1.01	3,256	2,064	712	23	77	2	95	283	228	3,028
Workforce Development	500 Newtown Pike	13	2,121	998	542	17	7	1	350	206	530	1,591
Workforce Development Building Institute of Kentucky	650 Kennedy Road 40511	11	5,173	1,033	2,177	63	20	4	1,348	528	1,910	3,263
Workforce Development Community Action Council	710 W High Street 40508	1.02	1,392	1,004	267	6	15	0	26	74	46	1,346
Workforce Development Food Chain	501 W 8th Street 40508	2	3,232	1,933	974	5	30	2	104	184	195	3,037
Workforce Development Jubilee Jobs	1450 North Broadway 40505	13	2,121	998	542	17	7	1	350	206	530	1,591
Workforce Development Lexington Rescue Mission	444 Glen Arvin Avenue 40508	11	5,173	1,033	2,177	63	20	4	1,348	528	1,910	3,263
Workforce Development Opportunity for Work and Learning (OWL)	650 Kennedy Road 40511	11	5,173	1,033	2,177	63	20	4	1,348	528	1,910	3,263
Workforce Development Davis Park	501 DeRoode Street 40508	9	6,235	4,131	1,002	16	472	1	227	386	479	5,756
LexArts (FY24)	161 N. Mill Street 40507	1.01	3,256	2,064	712	23	77	2	95	283	228	3,028
Arbor Youth	536 West Third Street 40508	1.02	1,392	1,004	267	6	15	0	26	74	46	1,346
Bludgrass Council of the Blind	1093 S. Broadway Ste. 124 40504	19	4,835	2,423	1,145	35	196	12	569	455	903	3,932
Central Christian Church	219 E Short Street	1.01	3,256	2,064	712	23	77	2	95	283	228	3,028
Chrysalis House	1589 Hill Rise Drive	19	4,835	2,423	1,145	35	196	12	569	455	903	3,932
Community Action Council	710 W High Street	1.02	1,392	1,004	267	6	15	0	26	74	46	1,346
Ky Easter Seal Society INC	2050 Versailles Road 40504	19	4,835	2,423	1,145	35	196	12	569	455	903	3,932
Hope Center	360 W Loudon Avenue 40508	13	2,121	998	542	17	7	1	350	206	530	1,591
Legal Aid of the Bluegrass	300 E Main Street Suite 100 40507	1.01	3,256	2,064	712	23	77	2	95	283	228	3,028
Moveable Feast Lexington	474 Silver Maple Way 40508	3	2,947	1,132	1,370	16	6	0	136	287	289	2,658
Natalie's Sisters	677 N. Limestone	9	6,235	4,131	1,002	16	472	1	227	386	479	5,756
Open Door Church	749 Addison Avenue 40504	19	4,835	2,423	1,145	35	196	12	569	455	903	3,932
Sayre Christian Village	3775 Belleau Wood Drive 40517	41.04	4,474	2,968	740	24	68	0	273	401	503	3,971
The Nest	530 N Limestone Street 40508	3	2,947	1,132	1,370	16	6	0	136	287	289	2,658
Urban League of Lexington	148 Deweese Street 40507	1.01	3,256	2,064	712	23	77	2	95	283	228	3,028
Housing Stabilization - Hope Center	360 W Loudon Avenue 40508	13	2,121	998	542	17	7	1	350	206	530	1,591
Lexington Community Land Trust (LCLT) Community Workforce	522 Patterson Street 40508	9	6,235	4,131	1,002	16	472	1	227	386	479	5,756
Development/ReEntry -	1450 North Broadway 40505	13	2,121	998	542	17	7	1	350	206	530	1,591



The infographics provide population trends and key indicators provided by the [American Community Survey \(ACS\)](#).

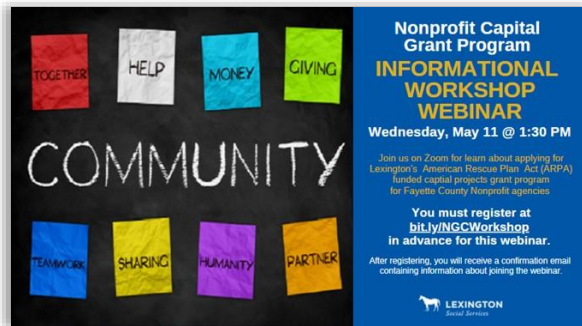
Date above is from updated population values for the ESRI 2024 estimates. More information is available [here](#).



Awareness: How equal and practical is the ability for residents or businesses to become aware of the services funded by the SLFRF?

The LFUCG and its external partners have been very intentional with efforts to promote and communicate services, programs and projects funded by ARPA.

The LFUCG’s social media and public relations efforts have been robust. The LFUCG’s public information office, elected officials, and department/division-level staff have created content that has been posted and shared across numerous forums. The LFUCG’s efforts have included newsletters, door hangers, posts on Facebook and Instagram, press releases to local news media outlets, press conferences that were both live-streamed and covered by media, and public meetings.



 **City of Lexington, Ky - Government** 
May 24 · 

Cardinal Run Park North has big changes coming! Community engagement will begin this summer, with construction taking place through 2023 and opening in 2024.



LEXINGTONKY.GOV

Brandstetter Carroll Inc. to design Cardinal Run North
Community engagement will begin this summer, with construction taking place through 2023,...

WE WANT YOUR FEEDBACK ON
ELIZABETH STREET
PARK PLAYGROUND

SCAN THIS QR CODE WITH YOUR PHONE CAMERA TO TAKE OUR ONLINE SURVEY! LET US KNOW WHAT YOU WOULD LIKE ADDED!




LEXINGTON
Parks & Recreation

@LexKYParks
lexingtonky.gov/parks



THE AMERICAN RESCUE PLAN

IF A POLICE IS STOPPED BY AN OFFICER, PLEASE ASK FOR THE OFFICER'S NAME AND THE OFFICER'S NUMBER TO TRACER THE OFFICER TO A SPECIFIC POLICE PLAN ALL



**CARDINAL RUN PARK NORTH
SESIÓN ABIERTA A L PÚBLICO**

Lunes, 14 de Noviembre 2022

Beaumont Middle School
2080 Georgian Way,
Lexington, KY 40504

Sin cita previa:
5:00 pm - 7:00 pm

LEXINGTON Parks & Recreation

BRANDSTETTER CARROLL INC.


¡Realice nuestra encuesta!

Este Proyecto está respaldado con fondos proporcionados por el Departamento del Tesoro de los EE.UU., en virtud de la Ley del Plan de Rescate Estudiantil.

Lexington, KY Parks & Recreation

14h

We have made paw-sitive improvements to Coldstream Dog Park! 🐾 We are excited to announce Coldstream Dog Park is reopened with newly-added ADA improvements. The dog park has been updated to include new ADA-compliant parking spots and sidewalks to make the dog park more accessible. This project was paid for with grant funds from the American Rescue Plan Act.







41

1 4

Lexington, KY Parks & Recreation

2d

We need your help to shape the future of Jacobson Park! 🌳👤 We are adding a new trail to the park and want your feedback. Please take a few minutes to fill out our survey, letting us know which trail options you prefer, as well as ways you use the park. Your opinion matters and will help our Planning & Design team as we plan for the future. Visit this link to take the survey: <https://forms.gle/bBzySd7YxW3QP2Yt8>

89

13 83



**2024 SYJTP
Career Fair**

TRAILWOOD GREENWAY PLAY PODS
CHOOSE YOUR FAVORITE WAY TO PLAY!

LEXINGTON
Parks & Recreation

@LexKYParks
lexingtonky.gov/parks

THE AMERICAN RESCUE PLAN
THIS PROJECT IS SUPPORTED BY FUNDS PROVIDED FROM THE U.S. DEPARTMENT OF TREASURY UNDER THE AMERICAN RESCUE PLAN ACT.

Lexington, KY Parks & Recreation is at **Masterson Station Park.**
2d · Lexington, KY

A fun new addition was just installed at the Masterson Station Park playground! 🎉 A brand new climber was added to an already exciting playground whic... See more

224

35 comments 42 shares

WE WANT YOUR FEEDBACK ON
MARY TODD PARK PLAYGROUND

SCAN THIS QR CODE WITH YOUR PHONE CAMERA TO TAKE OUR ONLINE SURVEY! LET US KNOW WHAT YOU WOULD LIKE ADDED!

LEXINGTON
Parks & Recreation

@LexKYParks
lexingtonky.gov/parks




THE AMERICAN RESCUE PLAN
THIS PROJECT IS SUPPORTED BY FUNDS PROVIDED FROM THE U.S. DEPARTMENT OF TREASURY UNDER THE AMERICAN RESCUE PLAN ACT.

Lexington, KY Parks & Recreation 3d · 🌐

New updates were just finished at Duncan Park! 🌟🌳 A new playground was installed, adding to the other amazing features the park has to offer! This playground was paid for by allocated funds from the American Rescue Plan Act fund.

"I'm so excited for the neighborhoods around Duncan Park to have this beautiful, colorful, new playground," said District 1 Councilmember Tayna Fogle, whose district includes Duncan Park. "Kids of all ages now have fun activities and climbing features to enjoy at this wonderful park. Between the basketball court, walking trail, and large open field, Duncan Park is a great place to relax or enjoy different recreational activities."

Click here to view a map, visit the park, and enjoy its new amenities 🗺️ lexingtonky.gov/parksmap

Tenants' Rights Workshop Agenda
 May 17, 2023
 10 a.m. & 5:00 p.m.

Welcome	Danielle Sanders, Director Community & Resident Services (LFUCG)
Kentucky Fair Housing Council	Art Crosby, Executive Director
Code Enforcement (LFUCG)	Alex "Cash" Oliszowy, Director
Legal Aid of the Bluegrass	Madison Snelling (A.M.)/Preston Bell (P.M), Attorneys
Panel Discussion	Representatives from the organizations below
Evaluations	

Central Kentucky Apartment Association has served the Multi-Family Housing Industry throughout Central and Eastern Kentucky for the past 50 years. They are an educational and legislative trade association for the apartment industry with members who are owners, management companies, managers and associates/suppliers who provide products and services to the multi-family housing industry.
 859-278-6540

Code Enforcement is the local governmental unit; which works with properties and property owners on a day-to-day basis to ensure that minimum maintenance standards for all existing structures are met, as set forth in the International Property Maintenance Code and Chapter 12 of the Code of Ordinances.
 859-425-2255

Community & Resident Services provides residential assistance and supportive services to Fayette County residents, 18 and over. The programs address financial hardships related to housing responsibilities, including assistance with rent, mortgage and utilities. Supportive services include case management and representative payee services, with a team of dedicated social workers.
 859-300-5300

Fayette District Court Judges handle juvenile matters, city and county ordinances, misdemeanors, violations, traffic offenses, probate of wills, arraignments, felony probable cause hearings, small claims involving \$2,500 or less, civil cases involving \$5,000 or less, voluntary and involuntary mental commitments and cases relating to domestic violence and abuse. District Court judges serve four-year terms.

Kentucky Fair Housing Council provides fair housing legal support to all Kentucky residents, regardless of whether they are a renter, home-owner or home-buyer.
 859-971-8067

Legal Aid of the Bluegrass addresses some of the most important problems of low income and other vulnerable people by providing high quality legal assistance through direct representation, education, advice, advocacy and coordination with other community resources.
 859-431-8200



MAY 2024

DOUGLASS POOL UPDATE

POOL INFRASTRUCTURE UNDERWAY

Rebuild Douglass Swim Pass Link



Free Swim Lessons

Caffewell Pool will be offering free swim lessons. You can register in-person at Parks Administration Offices - 469 Parkway Drive or by phone (859) 258-2974. Scan the link above for more information.



Starting Fresh

Douglass Pool will be fully re-built during this project. Remnants of former pool construction, including the original concrete pool and aluminum liner, must be removed for the new zero-depth entry.



Surge tank for the new Douglass Pool

Completed Tasks

- Surge tank has been formed and poured.
- First round of soil, concrete, and erosion control inspections complete.

Ongoing Tasks

- New sewer lines and access points are being installed.
- Dredging of the original concrete pool is underway.
- Surge pit lid installation is ongoing.



JULY 2024

CARDINAL RUN PARK NORTH UPDATE

DEVELOPMENT IN PROGRESS



Infrastructure

- Sanitary sewer lines installed
- Water main installed
- Natural gas line installed
- Paved walking trail completed
- Roads and parking lots have layer gravel and asphalt completed
- Building construction ongoing



Dog Park

- All sidewalks, including dog bone decorative features, are complete (paved)
- Fencing 99% complete

Courts & Athletic Fields

- Pickleball Courts - fence installation underway
- Basketball Court - paving complete
- Athletic Multi-Purpose Fields grading underway



Upcoming Tasks

- Irrigation system installation
- Complete mowed walking trail excavations
- Complete playground design and vendor selection
- Establish final grade around roads, trails and parking lots
- Complete ADA concrete parking pads and sidewalk



LEXINGTON

LEXINGTON
WORK-LEXINGTON
LEXINGTON WORKFORCE RESOURCE CENTER

On-site assistance with job applications and resumes • Job connections and job placement • Program referrals

Awesome Inc
 348 E Main St, Lexington, KY 40507
awesomeinc.org/salesforce

Nick Such | Director of Awesome Inc. U
 859.472.4219 | nick@awesomeinc.org

The Salesforce Career Accelerator prepares residents for an exciting tech career working with the world's top customer relationship management platform. Work together with our team and fellow learners to earn your first Salesforce Certification and learn key tech career skills from home in a part-time, 20-week course.

Building Institute of Central Kentucky
 109 W Loudon Ave, Lexington, KY 40508
buildinginstituteky.com

Bruce Maybrlar | 859.229.6641
bruce@biacentralky.com

Provides classroom, lab training and licensure for HVAC, plumbing and electric.

Bluegrass Community & Technical College
 (Bluegrass Workforce Scholars Program, Weekend Employment Readiness for Kentucky, Manufacturing Operator Certificate)
 154 Opportunity Way Lexington, KY 40511
bluegrass.kctcs.edu/education/training/work-program.aspx
bluegrass.kctcs.edu/workforce-solutions/wfs-scholars-program.aspx
bluegrass.kctcs.edu/workforce-solutions/customized-training.aspx

Micah Crawford | 859.246.6134
micah.crawford@kctcs.edu

The Bluegrass Workforce Scholars Program, WLEK Program, and Machine Operator program provides training for individuals to gain the skills necessary to begin a career in a high-demand field in 12 months or less. Program guidelines may apply for grant-funded programs. Most programs fully cover tuition, books and supplies, personal and career counseling, job readiness preparation, and support services.

Community Action Council
 701 W. High St. Lexington, KY 40508
commaction.org

Joshua McCann | 859.233.4600
joshua.mccann@commaction.org

Prepares residents to earn a Commercial Drivers Licensing (CDL). Program is free of charge and is offered multiple times per year. Clients must meet income guidelines. CDL Permit and Licensing fees are covered. Program duration is usually between four – eight weeks, based on the client's pace or needs.

FoodChain
 501 W. Sixth St., Suite 105 Lexington, KY 40508
commaction.org

Leandra Forman | 859.428.8380
leandra@foodchainlex.org

Provides food sector job training to residents through a virtual platform and hands-on experience working with local foods. All graduates obtain their Food Managers License and are given a chef uniform, a knife set and a financial stipend. The program is free of charge. Clients must meet income guidelines. The program duration is eight weeks.

Charles Young Center | 540 E. 3rd St., Lexington, KY 40508 (859) 258-WORK lexingtonky.gov/lexwork

Job Corps / Jackson Pierce Public Affairs
 Travis Reams | 606.765.9375 | 877.763.0580
reams.travis@jobcorps.org yourcareerbeginshere.com

The Job Corps Program provides free educational, career, and technical training for individuals ages 16 to 24 (or older with a documented disability) who are income-eligible. The program is residential and provides services to students from the time of the admissions process all the way through after graduation with career transition services.

Jubilee Jobs of Lexington
 1450 N Broadway, Lexington, KY 40505
jubileejobslexington.org 859.977.0135

Prepares for job readiness and job placement with resumes, mock interviews, workshops, and mentoring.

Kentucky Career Center (KCC) - Bluegrass
 1128 Winchester Rd., Lexington, KY 40505
kccareers.com/career 859.267.2223

Job seekers can be matched with an employer, receive one-on-one assistance to create a resume, practice interview skills, learn about their transferable skills and more. If a job seeker needs to improve their skills to gain suitable employment, training assistance may also be provided in a high-demand field, such as: childcare and education, construction, healthcare, information technology, manufacturing, or transportation, distribution and logistics. On-the-job training and work-based learning opportunities are also available!

Lexington Rescue Mission
 444 Glen Arvin Ave, Lexington, KY 40508
lexingtonrescue.org/services 859.381.9600

Provides Jobs for Life program that provides soft skills training, job search, resume writing, and job placement.

Opportunity for Work & Learning (O.W.L.)
 650 Kennedy Road, Lexington, KY 40511
owlnet.net 859.254.0576 ext. 727

O.W.L. Inc. provides vocational assessments, education, skills development, work adjustment, placement and supported employment services for those who need assistance in obtaining and maintaining employment. O.W.L. also provides opportunities to obtain certification in Forklift and Customer Service Representation. O.W.L. serves populations deemed eligible through the Office of Vocational Rehabilitation and/or the Cabinet for Health and Family Services who include, but are not limited to, those with disabilities, justice involved, in recovery, receiving SNAP benefits, etc. The Lexington Manufacturing Center (LMC), a subsidiary of O.W.L. Inc., offers employment opportunities in manufacturing production and logistics.

United Way of the Bluegrass
 540 East Third Street, Room 202, Lexington, KY 40508
waypointlex.com 859.977.7383 anna.kenton@uwbg.org

WayPoint Centers serve as a neighborhood resource to support family financial success and stability, using bundled social services in partnership with community agencies.

University of Kentucky (RETAIN Kentucky)
 121 Mineral Industries Building, 120 Graham Avenue, Lexington, Kentucky 40506
retain.org 859.526.3251

University of Kentucky (RETAIN Kentucky) is a federally funded program implemented by the University of Kentucky to provide return-to-work/play-at-work case management services and supports to eligible people who have a non-work related injury or illness that prevents them from doing their job.

Urban League of Lexington
 148 Deweese St., Lexington, KY 40507
ullex.org/programs/jobs 859.233.1561

The League provides introductory computer skills including computer basics, Microsoft Word, fiber optics and cabling. Resume building, career assessments, mock interviews and job search assistance are also provided. Register at ullex2022.eventbrite.com





Visit our **merch shop** to purchase t-shirts, bags, stickers, and more to raise awareness about services for survivors.

Green House17

Nurturing lives
harmed by intimate partner abuse.



 For questions and more information about this publication, call 859.519.1904 or email contact@greenhouse17.org

24-HOUR CRISIS HOTLINE 800.544.2022
PHONE 859.233.0657
P.O. Box 55190, Lexington, KY 40555



LEXINGTON



JUBILEE JOBS
OF LEXINGTON

SECOND CHANCE ACADEMY



- JOB TRAINING
- RESOURCES
- HELP FINDING A GOOD JOB!

SEE UNIT OFFICER FOR
APPLICATION

*NO WRITE-UPS
WITHIN 30 DAYS
OF START DATE.



LEXINGTON



 **LEXINGTON**
Parks & Recreation

The Douglass Rebuild

Free Pool Pass Program Summer 2024

Due to exciting, large-scale improvements at Douglass Pool in 2024, LFUCG Parks and Recreation is offering **FREE FAMILY POOL PASSES** valid at any LFUCG Pool to qualified households for the 2024 season.

The LFUCG Urban County Council received an inaugural *ARPA Update* at their Work Session on August 23rd, 2022. The meeting was televised for public viewing and the presentation was made available on www.lexingtonky.gov. The second annual *ARPA Update* took place on August 22nd, 2023.

**AMERICAN RESCUE PLAN
ACT (ARPA) STATE AND LOCAL
FISCAL RECOVERY FUNDS (SLFRF)
ANNUAL UPDATE**
PROGRESS THROUGH JUNE 30, 2023

Urban County Council Work Session

Tuesday, August 22nd, 2023

Presented By Jenifer Wuorenmaa, ARPA Project Manager



LEXINGTON



LEXINGTON

On April 22nd, 2023, Mayor Linda Gorton held a Neighborhood Summit for residents to come together, learn from one another and hear about the work of local government. On the agenda was a Parks and Recreation update that included all ARPA-funded parks and greenspace projects.

An invitation card for a Neighborhood Summit. The card has a white background with a colorful, multi-colored border. The text is centered and reads: "You're Invited to Mayor Gorton's neighborhood SUMMIT". Below the title is a blue icon depicting a city building, trees, a bench, and a house. The date and time are "Saturday, April 22, 8:30 a.m. - noon". The location is "Lexington Senior Center, 195 Life Lane". The topics include "Public Art Collaborative Art Program", "Parks & Recreation Update", and "Public Safety and Police Technology". The registration link is "lexingtonky.gov/neighborhoodsummit". At the bottom is the Lexington logo, a blue horse silhouette and the word "LEXINGTON".

You're Invited
to Mayor Gorton's



neighborhood

SUMMIT

Saturday, April 22
8:30 a.m. - noon

Lexington Senior Center
195 Life Lane

Topics include
Public Art Collaborative Art Program
Parks & Recreation Update
Public Safety and Police Technology

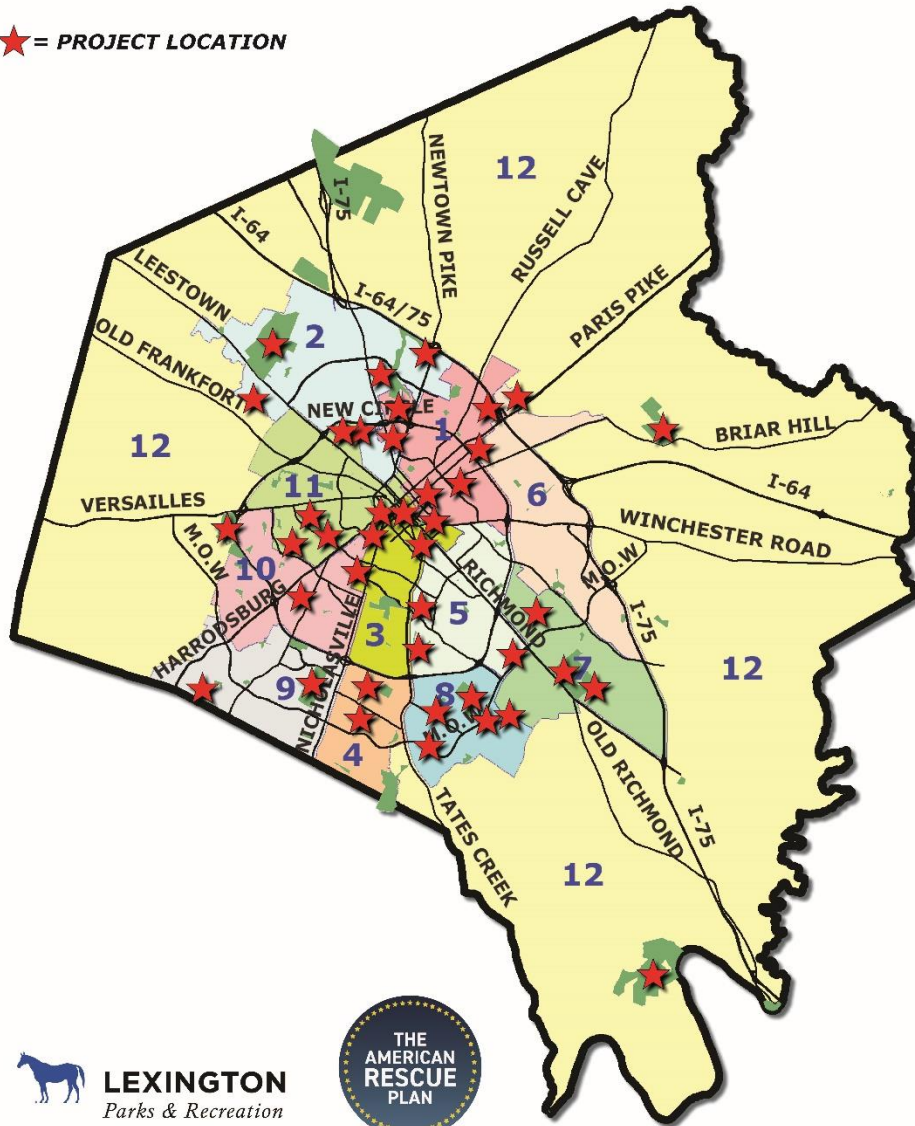
Register at lexingtonky.gov/neighborhoodsummit

 **LEXINGTON**

AMERICAN RESCUE PLAN ACT

67 PROJECTS • 44 PARKS • \$31 MILLION

★ = PROJECT LOCATION



In 2023, the LFUCG began producing a Quarterly ARPA Infographic highlighting ARPA milestones and project updates that is available at www.lexingtonky.gov/arpa.

**CITY OF LEXINGTON
AMERICAN RESCUE PLAN ACT**

SPRING 2024

THE
AMERICAN
RESCUE
PLAN



LEXINGTON

TOTAL ARPA AWARD
\$121,178,058

HOMELESSNESS PREVENTION

In partnership with the Hope Center, the City of Lexington assisted 1,006 people at The Hope Village this winter with shelter and supportive services.



JOB TRAINING

The Summer Youth Job Training Program is recruiting worksites and anticipates 300 students to enroll for the summer 2024 session.



NON-PROFIT SUPPORT

The Lexington Community Land Trust Community Center is under construction and will serve residents in Davis bottom.



PUBLIC SPACE ENHANCEMENT

Parks and Recreation broke ground on a new, larger playground at Gainesway Park in March that will include play features for ages 2-12 years old.



RE-ENTRY PROGRAMMING

The Second Chance Academy with Jubilee Jobs has enrolled 74 participants since its inception in July 2023 with 23 graduates already employed full-time.



YOUTH MENTORING

It Takes a Village Mentoring Program is serving 351 youth this school year with 95 of the participants qualifying for free or reduced lunch.



100% FUNDS ALLOCATED
90% FUNDS OBLIGATED

WWW.LEXINGTONKY.GOV/ARPA

In June 2023, the ARPA Project Manager presented an *ARPA Update* to the LFUCG's Senior Intern Program. The Senior Intern program is open to Lexington residents 50 and older to learn more about their local government. The free program offers senior adults the opportunity to talk with key decision-makers and hear presentations on various aspects of local government. In June 2024, the ARPA Project Manager presented another *ARPA Update* to the Senior Interns.



Access and Distribution: Are there differences in levels of access to benefits and services across groups? Are there administrative requirements that result in disparities in ability to complete applications or meet eligibility criteria?

No.

Outcomes: Are intended outcomes focused on closing gaps, reaching universal levels of service, or disaggregating progress by race, ethnicity, and other equity dimensions where relevant for the policy objective?

Yes. The LFUCG's commitment to closing gaps, reaching universal levels of service and disaggregating progress by race, ethnicity and other equity dimensions where relevant is evident by the diversity of projects funded by the ARPA.

As noted above, the LFUCG's emphasis on workforce development, mental health improvements, community violence reduction, improvements to neighborhoods in QCTs, rapid rehousing programs with supportive services, an expanded mentoring program for at-risk youth and the LFUCG's largest commitment in its history to affordable housing, are all intended to improve quality of life for those in our community most impacted by COVID-19.

The programs are intended to assist residents with the development of job skills, provide safe and accessible housing and improve mental and physical health for equitable recovery from the COVID-19 pandemic and beyond.



Community Engagement

ARPA is allowing the LFUCG to invest an unprecedented amount of funding into the community. It was of the utmost importance that the priorities of the community are considered in the allocation of the funds. To ensure that citizens could make its priorities known, the LFUCG embarked upon a three-prong approach to capturing community needs:

Community Meetings

- Community meetings were held across the city from July 8th, 2021, through the month of August 2021. These meetings were hosted by the Mayor, Council Members, and grassroots community groups to offer opportunities for comment and questions about ARPA funding. To ensure access during the rise of the COVID Delta variant, some meetings were held virtually.

Community Survey

- A survey was made available online and in print to gather rankings and preferred project types within the Mayor and Council's Priorities and Principles. These surveys were available in English, Arabic, Spanish, French, Japanese, Mandarin, Swahili, Nepali, and Kinyarwanda to ensure access to members of our community in their preferred language.



Project Idea Forms

- Project ideas were solicited from the public on *Project Idea Forms*. These forms were made available online and in print to allow community members the opportunity to describe their ideal use of ARPA funds. Like the community survey, this form was made available in multiple languages.

Through this process, the LFUCG received more than 3,200 survey responses, 970 project ideas, and heard from numerous citizens at community meetings. Community meetings concluded on Friday, August 27th, 2021, and all data received from this intensive community engagement phase was reviewed. As data was analyzed, these responses were key points of consideration during the assignment of all remaining ARPA funds.

ARPA SURVEY DATA

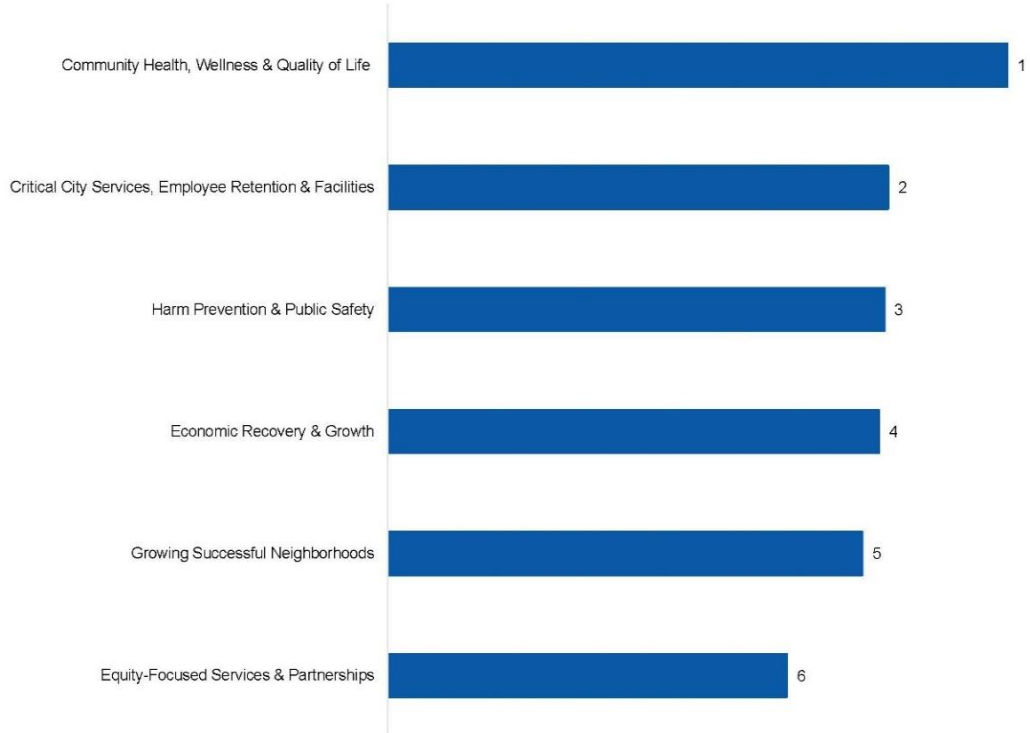
*Special Committee of the Whole
September 16, 2021*



ARPA SURVEY DATA



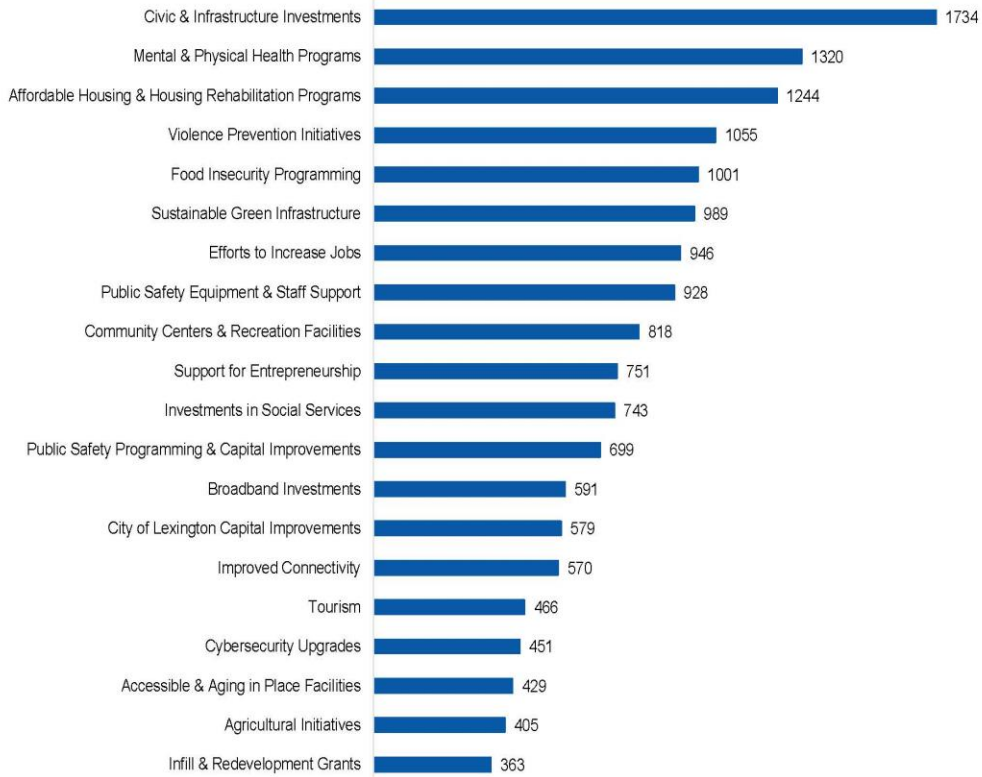
Overall Funding Category Ranking



ARPA SURVEY DATA



Funding Subcategories



Additionally, the LFUCG created a standard email address for residents to submit questions, comments and suggestions. The account arpa@lexingtonky.gov will be monitored throughout the funding process.

By February 2023, the LFUCG had committed its entire ARPA allocation.

The public can access all the LFUCG's ARPA information at <https://www.lexingtonky.gov/arpa>.



[Home](#) / [Government](#) / [Mayor's office](#) / [American Rescue Plan Act \(ARPA\)](#)

American Rescue Plan Act (ARPA)

What is the American Rescue Plan Act?

ARPA will deliver \$120,000,000 in federal funding to the City of Lexington to aid in economic recovery to ensure growth and equitable recovery from the COVID-19 pandemic.

To learn more about ARPA, visit the US Department of Treasury.

[ARPA approved projects list >](#)

Contact

American Rescue Plan
200 E. Main. St.
Lexington, KY 40507

[✉ Email us](#)

Community engagement

The community survey and project proposal form are now closed. Below you can find the results and data gathered during the survey.

[ARPA framework >](#)

[ARPA survey data >](#)

[ARPA resident priorities data >](#)

[ARPA community proposal results >](#)

Category breakdown

This document has each proposal separated into the eleven categories listed in the raw data. These categories include Parks, Infrastructure, Capital Investment, Environment, Social Services, City Services, Grants to Outside Agencies, Arts, Worker Bonuses, Economic Recovery and Housing. Each category has its own tab at the bottom of the document. This is just for reference and to help councilmembers and the community sort through the information.

[View category breakdown >](#)

[ARPA Investments in parks and greenspace >](#)



Labor Practices

The LFUCG did not allocate funding to projects categorized as Expenditure Category (EC) 5: Infrastructure.

Use of Evidence

ARPA encourages leaders to invest in evidence-based programs and practices.

The LFUCG ARPA project team referenced various evidence clearinghouses including [Substance Abuse and Mental Health Services Administration](#) (SAMHSA), [PEW Results First Clearinghouse, What Works Clearinghouse](#), [County Health Rankings](#), and [CLEAR](#).

All applicable evidence-based interventions are referenced in the *Project Inventory* section of the Recovery Plan Performance Report.



Revenue Loss Calculation

The LFUCG's revenue loss exceeded the standard allowance of up to \$10 million.

The LFUCG determined its Base Revenue, defined as the general revenues collected in the most recent full fiscal year prior to the public health emergency, to be \$522,893,699.66 based on revenues collected in the fiscal year ending June 30th, 2019.

In 2020, the LFUCG Counterfactual Revenue was \$564,205,114.60 for the calendar year ending December 31st, 2020. The Growth Adjustment used was 5.200%. The Actual General Revenue was \$520,921,809.42. The calculated revenue loss due to the COVID-19 health emergency for 2020 was \$43,283,305.18.

In 2021, the LFUCG Counterfactual Revenue was \$593,543,780.56 for the calendar year ending December 31st, 2021. The Growth Adjustment used was 5.200%. The Actual General Revenue was \$566,287,704.46. The calculated revenue loss due to the Covid-19 health emergency for 2021 was \$27,256,076.10.

In 2022, the LFUCG Counterfactual Revenue was \$624,408,057.15 for the calendar year ending December 31st, 2022. The Growth Adjustment used was 5.200%. The Actual General Revenue was \$648,078,425.33, exceeding the Counterfactual Revenue for the first time since the Covid-19 health emergency. The calculated revenue loss for 2022 was \$0.

In 2023, the LFUCG Counterfactual Revenue was \$656,877.276.12 for the calendar year ending December 31st, 2023. The Growth Adjustment use was 5.200%. The Actual General Revenue was \$685,263,504.95. The calculated revenue loss for 2023 was \$0.

The LFUCG used Revenue Replacement funds to pay for government services that were not previously funded due to loss of revenue from the COVID-19 pandemic. Examples include enhancements to public spaces, grants to economic development and workforce development partners, government employee pay supplements, grants to homeowners with low-income, public safety enhancements, bike and pedestrian design connections, broadband, city infrastructure, and a non-profit capital grant program.

The LFUCG's total revenue loss calculation for calendar years 2020, 2021, 2022 and 2023 was \$70,539,381.28.



Project Inventory



LEXINGTON

EC 1: Public Health

**Programs and Projects that Respond to the
Public Health Emergency**



Personal Protective Equipment (PPE) for LFUCG

LFUCG Project ID: AR_PPE_2022

Treasury Portal Project ID: AR_PPE_2022

Project Budget: \$5,763

Project Status: **Completed**

Cumulative Obligation: \$5,763

Cumulative Expenditure: \$5,763

Program Income: \$0

Project Expenditure Category: *EC 1: Public Health, 1.05 PPE*



LEXINGTON

Project Overview

These funds were used to purchase Personal Protective Equipment (PPE), including but not limited to masks and gloves, for use in LFUCG's facilities, during LFUCG functions, or by LFUCG employees. These items were provided to the public, as needed, during public meetings, and were available to public safety employees or those within public safety facilities, including police, fire protection, emergency services, and community corrections functions.

Prior to the pandemic, a limited number of LFUCG employees used PPE while providing public services. The need for PPE increased drastically during 2020 and 2021, as items like masks and gloves were commonplace. As the need for these items increased, the cost increased likewise.



<https://www.lexingtonky.gov/departments/central-purchasing>

Project Demographic Distribution

General public

Capital Expenditure

No

Use of Evidence



LEXINGTON


There are multiple sources of evidence concerning the effectiveness of mask wearing and other PPE use against COVID-19.

Reported data, including the Fitted Filtration Efficiency (FFE) of various masking devices, including the surgical mask used most often by LFUCG, has been published by the EPA and can be found at <https://www.epa.gov/sciencematters/epa-researchers-test-effectiveness-face-masks-disinfection-methods-against-COVID-19>

Performance Report

Additional Performance Measures

Boxes of gloves purchased (various sizes)	120
Cases of disinfectant purchased	25



LEXINGTON

Safety Net/Project Peace

LFUCG Project ID: AR_LEXRM_2022

Treasury Portal Project ID: SafeNet

Project Budget: \$350,000

Project Status: Completed 50% or More

Cumulative Obligation: \$350,000

Cumulative Expenditure: \$189,460

Program Income: \$0

Project Expenditure Category: *EC 1: Public Health, 1.11
Community Violence Interventions*

Subrecipient

[Lexington Rescue Mission](#)

Project Overview

Safety Net/Project Peace provides crisis care, case management and support to prevent high-risk individuals from engaging in violent crime. The program targets individuals and families who are identified and referred by key partners, including the Lexington Police Department, Fayette County Public Schools, Fayette County Drug Court, Court Designated Workers Office, County Attorney's Office, and UK Healthcare Trauma Center.

The program staff meets with participants at their homes or at their hospital bedside, builds rapport with them, and assesses their needs within 24-48 hours of a referral. They then identify resources that are available to help participants, complete a case plan for the participant, and identify community partners to help assist the individuals or families. Partners provide mentoring and assist with meeting urgent needs such as getting the participants into emergency housing, offering behavioral health care, connecting them to jobs, providing financial assistance, and providing food and clothing. Staff continue to provide ongoing case management and coordinate care with the partners.

They measure success by whether they prevent retaliation and re-injury with survivors of gunshots and stabbings. For those individuals and households who are at



LEXINGTON

high-risk of violence but have not yet been involved in an incident, they measure success by whether they prevent participation in a violent crime or being injured by gunshot or stabbings.

In Lexington, the population that has been most severely affected by the surge of violent crime and homicides during the pandemic has been households that are of limited means and are predominately African American. This project focuses directly on serving this population to ensure these residents have more social support and resources - a better Safety Net - to give them more opportunities to disengage from violent situations.

The number of homicides in the United States spiked almost 30% during the first year of the COVID-19 pandemic, marking the largest single year increase since at least 1905. The proliferation of guns, the stress of the pandemic, loss of economic stability, and social unrest all contributed to this public health emergency nationwide.

In Kentucky, the number of violent crimes committed rose to their highest levels in more than a decade during the pandemic, with 9,820 incidents reported statewide in 2020. Kentucky's rate of homicide offenses in 2020 was the highest since 1995.

Following this trend, Lexington experienced a surge in homicides, with a record 34 homicides in 2020 and then setting another record with 37 homicides in 2021. Of Lexington's 37 homicides in 2021, all but one were shootings. Eight victims were 18 or younger. Two were as young as 14 years old.

In 2021, at least 170 people were shot, with 36 of those shootings were deadly. In 2020, 167 people were shot and 27 of those people died. The number was even lower in 2019, 24 people were killed in 134 shootings.

In 2022, Lexington had 45 homicides, 36 of which were from shootings.

In 2023, through June 30th, Lexington had 9 homicides, 9 of which were from shootings.

In 2024, through June 30th, Lexington had 7 homicides, 6 of which were from shootings.

These funds are being used to address this public health emergency for the population that has been hit hardest: individuals between the ages of 12 and 26 who are believed to be at high risk of engaging in gun violence or are the target of potential gun violence as well as high-risk households that are believed to have at least one person living there who is at risk of engaging in gun violence or is the target of potential gun violence. These individuals may either be victims or perpetrators of a violent crime, or they could be involved in a dispute that could escalate into a violent crime. By focusing these funds directly on intervening in situations where violence is poised to escalate, we will be able to make the greatest impact.

Project Demographic Distribution

Low-or-moderate income households or populations

Capital Expenditure



LEXINGTON

No

Performance Report

Additional Performance Measures

Number of Safety Net/Project Peace participants (households)	172
--	-----



It Takes a Village Youth Mentoring Program Personnel Expense

LFUCG Project ID: AR_ITAVM_2023

Treasury Portal Project ID: Village

Project Budget: \$262,067

Project Status: Completed 50% or More

Cumulative Obligation: \$259,727

Cumulative Expenditure: \$259,727

Program Income: \$0

Project Expenditure Category: *EC 1: Public Health, 1.11 Community Violence Interventions*

Project Overview

The Director of the One Lexington Program administers the It Takes a Village Program. This allocation funded the Director position for two fiscal years beginning July 1st, 2022.

It takes a Village Mentoring Programming is a weekly youth summer mentoring program designed to provide educational and workforce preparation opportunities coupled with recreational activities for Lexington youth ages 12 - 17. Several community partners collaborate in engaging under-served Lexington youth with emotional and social skill building workshops led by various community partners, regional college/career trade visits, and fun activities where participants can bond with each other in a safe space.

It Takes a Village continues beyond the summer, providing crucial in-school mentoring as well.



The It Takes a Village program is open to youth ages 12-17. They must have been on free or reduced lunch the prior school year. The program targets youth living in single parent homes, previously incarcerated, dealing with truancy issues or impacted by gun violence.

<https://www.lexingtonky.gov/one-lexington>

Project Demographic Distribution

Low-income or disproportionately impacted households or populations

Capital Expenditure



LEXINGTON

No

Use of Evidence

Mentoring ✕

Clearinghouse: ●

Mentoring is designed to promote healthy development and functioning. [Read less](#)

<p>Clearinghouse: CrimeSolutions.gov</p> <p>Clearinghouse rating: Effective</p> <p>Outcomes: Multiple crime/offense types Multiple substances Multiple education outcomes Psychological functioning</p>	<p>Settings: Other Community Setting School</p> <p>Ages: 6 - 18</p> <p>Target populations: Not specified</p>
--	---

Results First Clearinghouse Database

Program Background/Target Populations

This practice provides at-risk youth with positive and consistent adult or older peer contact to promote healthy development and functioning by reducing risk factors. The practice is rated Effective in reducing delinquency outcomes; and promising in reducing the use of alcohol and drugs; improving school attendance, grades, academic achievement test scores, social skills and peer relationships.

Mentoring is designed to promote healthy development and functioning. Although the exact nature of the mentor/mentee relationship varies from program to program and over time, it is generally defined as follows:
A relationship over a prolonged period between two or more people where an older, caring, more experienced individual provides help to the younger person as [he or she] goes through life (CSAP 2000, 2).



The use of mentoring to address the needs of at-risk populations has grown dramatically since early research found that mentored youth were less likely to skip school or engage in drinking, drugs, and violence (Werner 1995; Tierney, Grossman, and Resch 1995). Since then, 5,000 mentoring programs, or programs with mentoring as a

**LEXINGTON**

component, have been developed and implemented to serve approximately 3 million youth (DuBois et al. 2011).

Mentoring programs can have a prevention or intervention focus and be designed to serve different at-risk populations, such as children living in high-poverty neighborhoods, children of incarcerated parents, children in foster care, abused and neglected youths, youths who have disabilities, pregnant and parenting adolescents, academically at-risk students, and adolescents involved in the juvenile justice system (Ahrens et al. 2008; Britner et al. 2006; Goode and Smith 2005).

Program Theory

The goal of mentoring programs is to provide a youth with positive adult or older peer contact and, thereby, reduce risk factors (e.g., early antisocial behavior, alienation, family management problems, lack of commitment to school) by enhancing protective factors (e.g., healthy beliefs, opportunities for involvement, and social and material reinforcement for appropriate behavior).

Key Personnel

Although some mentors are paid, most often mentors are volunteers who are matched with a mentee. Occasionally a mentor is matched with a group of mentees. Mentors are typically adults but may also be older peers.



Program Settings and Models

Various mentoring settings and models are in use today:

Informal mentoring occurs whenever a youth has an ongoing relationship with an older person (e.g., a teacher, coach, or family friend) who provides guidance to the young person. These informal mentoring relationships result from frequent, unstructured contacts with the adult or older peer. Informal mentoring has been an important force in the life of young people for centuries.

Formal mentoring occurs when programs provide volunteer mentors for at-risk youth. The formal mentoring relationship between one or more youths and the volunteer is fostered through a structured program operated by community agencies, faith-based programs, schools, afterschool programs, and other youth-serving organizations. The organizations or agencies usually have a structured program that includes recruitment of youth and volunteers, training of volunteers, guidelines for matching volunteers and youth, and ongoing monitoring and training. Once a volunteer is matched with a youth, the pair agrees to meet over time to engage in various activities.

Community-based mentoring (CBM) matches a carefully screened volunteer with an at-risk youth. The pair agrees to meet regularly, usually for at least 4 hours per month. In many cases, the mentoring relationship endures beyond a year. The pair engages in a variety of activities (e.g., sports, games, movies, visiting a library or museum) within the community. Because of a dramatic increase in other



formal mentoring programs, CBM programs now account for only about 50 percent of all structured mentoring programs (DuBois and Rhodes 2006).

School-based mentoring (SBM) has become a popular alternative to CBM. SBM also involves the pairing of a young person with a positive role model. In the case of SBM, however, the role model may be an adult or an older student. This model is sometimes called site-based mentoring, because unlike CBM, the mentor and mentee meet at a specific location rather than various places within the community (DuBois and Rhodes 2006). The SBM pair usually meets at school in a supervised setting for about 1 hour, once a week, during or after school. In a few cases, SBM is provided through a community agency, and the youth meets with his or her mentor at a community center. The mentoring activities tend to be concentrated on academics, along with social activities. The relationship usually lasts only about 9 months during 1 school year. In a few cases, the pair meets during the summer or even in the next school year (Herrera et al. 2007). Thus, youths in SBM programs meet with their mentors for considerably less time per month and for a shorter duration than do youths in CBM programs.

Other mentoring models include group mentoring, wherein one mentor meets with a group of youths; e-mentoring, in which the two individuals communicate over the Internet; and peer mentoring, wherein students are used as mentors (DuBois and Rhodes 2006).

<https://www.pewtrusts.org/en/research-and-analysis/data-visualizations/2015/results-first-clearinghouse-database>

Performance Report

Additional Performance Measures


Number of It Takes a Village participants FY 2022	350
Number of It Takes a Village participants FY 2023	387
Number of It Takes a Village participants FY 2024	476

The 2021-2022 school-year program had 300 participants: 200 male and 100 female. 85% African American and 90% of the participants were on free and reduced lunch.

The 2022 summer program had 50 participants: 30 male and 20 female. 90% African American and 100% of the participants were on free and reduced lunch.

The 2022-2023 school-year program had 291 participants: 217 male and 74 female. 91% African American and 100% of the participants were on free or reduced lunch.

The 2023 summer program had 96 participants: 59 male and 37 female. 86%



African American and 93% of the participants were on free or reduced lunch.

The 2023-2024 school-year program had 351 participants: 282 male and 69 female. 75% African American and 15% Hispanic. 95% of the participants were on free or reduced lunch.

The 2024 summer program has 125 participants: 82 male and 43 female. 87% African American and 94% free or reduced lunch.



National Alliance on Mental Illness (NAMI) – Mental Health Court Funding FY 2022

LFUCG Project ID: AR_NAMI_2022

Treasury Portal Project ID: AR_NAMI_2022



Project Budget: \$170,000

Project Status: **Completed**

Cumulative Obligation: \$170,000

Cumulative Expenditure: \$170,000

Program Income: \$0

Project Expenditure Category: *EC 1: Public Health, 1.12 Mental Health Services*

Evidence Based Funding Total: \$170,000

Equity Based Funding Total: \$170,000

Subrecipient

[National Alliance on Mental Illness \(NAMI\)](#)

Project overview

NAMI Lexington is a 501(c)3 non-profit organization that aids families, caregivers and individuals whose life experience includes living with a serious and persistent mental illness. NAMI Lexington directly serves central Kentucky and partners to serve communities across the Commonwealth of Kentucky. They offer free advocacy, education, outreach and support programs and special events designed to raise community awareness and reduce stigma around mental health issues. Guests of NAMI encounter passionate “lived experience” wisdom in a welcoming environment. ARPA funding supported the Mental Health Court overseen by NAMI.



The Fayette Mental Health Court has been in operation since November 2014. It was developed and designed as a diversion from jail to treatment and services and to address the alarming rate of incarceration among individuals with mental illness. The intent of the program is to interrupt the cycle

of recidivism by wrapping the individual in services such as recovery skills training, peer support services and treatment services including treatment for co-occurring substance use disorders, while being continually supported by the court and the court team.

Project Demographic Distribution

Low or moderate income households or populations

Capital Expenditure

No

Use of Evidence

NAMI National programs and presentations are developed by experienced professionals using the best available scientific and clinical information and teaching models. Many of their programs and presentations have been offered for decades in communities across the country.

NAMI actively works with researchers to conduct studies on programs and presentations to measure their effectiveness. Based on the results of these studies, they can designate a program as an Evidence-Based Practice (EBP). On this page, you can find results from these studies as well as information about ongoing studies of their programs.

NAMI's Evidence-Based Programs

A NAMI program or presentation is designated as an Evidence-Based Practice (EBP) when it has been studied by an external researcher and the results of the study are published in a peer-reviewed journal. Four of NAMI's programs are currently designated as EBPs – three of which are offered by NAMI Lexington.

NAMI Basics, the education program for parents and other caregivers of children and adolescents with mental health conditions, was shown to support improvement in self-care, empowerment and family communication in a study led by Dr. Barbara Burns and Dr. Kimberly Hoagwood. An additional study is underway at the University of Texas at Austin using a randomized control trial. The study is being led by Dr. Sarah Kate Bearman and Dr. Molly Lopez.

NAMI Family-to-Family is a class for families, significant others and friends of people with mental health conditions. A control group study led by the University of Maryland's Dr. Lisa Dixon and Dr. Alicia Lucksted found that family members who completed the program demonstrated improvements in coping skills, problem-solving skills and feelings of empowerment.

NAMI Ending the Silence, a presentation for middle and high school students, was shown to improve student knowledge and attitudes about mental health conditions in a study conducted by Dr. Otto Wahl of the University of Hartford in 2018. A further study by Joseph DeLuca at CUNY showed significant



improvement in student knowledge and a reduction in negative stereotypes, as well as an increased willingness to seek help for mental health concerns.

Further information regarding the studies cited by NAMI can be found on their website:

<https://nami.org/About-Mental-Illness/Research/Research-on-NAMI-Programs>

Results First Clearinghouse Findings

National Alliance on Mental Illness (NAMI) Family-to-Family Education Program (FTF) ✕

Clearinghouse: ●

The National Alliance on Mental Illness (NAMI) Family-to-Family Education Program (FTF) is a group education course for family caregivers of people with mental illness. The curriculum-based course is designed to facilitate a better understanding of mental illness, increase coping skills, and empower participants to become advocates for their family members. Through a variety of information and skill-building exercises conducted over 12 sessions, participants are expected to gain empathy by understanding the experiences of a person with mental illness; learn new techniques for problem solving, listening, and communicating; acquire strategies for handling crises and relapses; learn methods for coping with worry and anxiety; and receive guidance on locating appropriate supports and services within the community. The sessions cover a range of topics, including participants' emotional responses to the impact of mental illness on their lives, current information about many of the major mental illnesses, current research related to the biology of brain disorders, and information on the evidence-based treatments that are most effective in promoting recovery. In addition, there are special workshops on communication and problem solving that provide caregivers with skills in handling the most common concerns that arise in caring for people with these conditions; these are delivered throughout the course. Each of the 12 sessions is led by a two-person team of volunteer teachers, who themselves are family caregivers of a person with mental illness. Sessions are 2.5 hours each and can be delivered by the teachers on a weekly or biweekly basis. [Read less](#)

Clearinghouse: NREPP	Settings: Other
Clearinghouse rating: Promising	Ages: 18-25 (Young adult) 26-55 (Adult) 55+ (Older adult)
Outcomes: Family Cohesion Coping Anxiety Disorders and Symptoms Knowledge, Attitudes, and Beliefs About Mental Health General Functioning and Well-Being Social Competence Depression and Depressive Symptoms Internalizing Problems	Target populations: Not specified

Performance Report

Additional Performance Measures

Number of staff positions retained	26
Number of individuals supported	37



LEXINGTON

National Alliance on Mental Illness (NAMI) – Mental Health Court Funding FY 2023

LFUCG Project ID: AR_NAMI_2023



Treasury Portal Project ID: NAMIFY23

Project Budget: \$170,000

Project Status: **Completed**

Cumulative Obligation: \$170,000

Cumulative Expenditure: \$170,000

Program Income: \$0

Project Expenditure Category: *EC 1: Public Health, 1.12 Mental Health Services*

Evidence Based Funding Total: \$170,000

Equity Based Funding Total: \$170,000

Subrecipient

[National Alliance on Mental Illness \(NAMI\)](#)

Project overview

NAMI Lexington is a 501(c)3 non-profit organization that aids families, caregivers and individuals whose life experience includes living with a serious and persistent mental illness. NAMI Lexington directly serves central Kentucky and partners to serve communities across the Commonwealth of Kentucky. They offer free advocacy, education, outreach and support programs and special events designed to raise community awareness and reduce stigma around mental health issues. Guests of NAMI encounter passionate “lived experience” wisdom in a welcoming environment. ARPA funding will support the Mental Health Court overseen by NAMI.



The Fayette Mental Health Court has been in operation since November 2014. It was developed and designed as a diversion from jail to treatment and services and to address the alarming rate of



LEXINGTON

incarceration among individuals with mental illness. The intent of the program is to interrupt the cycle of recidivism by wrapping the individual in services such as recovery skills training, peer support services and treatment services including treatment for co-occurring substance use disorders, while being continually supported by the court and the court team.

Project Demographic Distribution

Low or moderate income households or populations

Capital Expenditure

No

Use of Evidence

NAMI National programs and presentations are developed by experienced professionals using the best available scientific and clinical information and teaching models. Many of their programs and presentations have been offered for decades in communities across the country.

NAMI actively works with researchers to conduct studies on programs and presentations to measure their effectiveness. Based on the results of these studies, they can designate a program as an Evidence-Based Practice (EBP). On this page, you can find results from these studies as well as information about ongoing studies of their programs.

NAMI's Evidence-Based Programs

A NAMI program or presentation is designated as an Evidence-Based Practice (EBP) when it has been studied by an external researcher and the results of the study are published in a peer-reviewed journal. Four of NAMI's programs are currently designated as EBPs – three of which are offered by NAMI Lexington.

NAMI Basics, the education program for parents and other caregivers of children and adolescents with mental health conditions, was shown to support improvement in self-care, empowerment and family communication in a study led by Dr. Barbara Burns and Dr. Kimberly Hoagwood. An additional study is underway at the University of Texas at Austin using a randomized control trial. The study is being led by Dr. Sarah Kate Bearman and Dr. Molly Lopez.

NAMI Family-to-Family is a class for families, significant others and friends of people with mental health conditions. A control group study led by the University of Maryland's Dr. Lisa Dixon and Dr. Alicia Lucksted found that family members who completed the program demonstrated improvements in coping skills, problem-solving skills and feelings of empowerment.

NAMI Ending the Silence, a presentation for middle and high school students, was shown to improve student knowledge and attitudes about mental health conditions in a study conducted by Dr. Otto



Wahl of the University of Hartford in 2018. A further study by Joseph DeLuca at CUNY showed significant improvement in student knowledge and a reduction in negative stereotypes, as well as an increased willingness to seek help for mental health concerns.

Further information regarding the studies cited by NAMI can be found on their website:

<https://nami.org/About-Mental-Illness/Research/Research-on-NAMI-Programs>

Results First Clearinghouse Findings

National Alliance on Mental Illness (NAMI) Family-to-Family Education Program (FTF) ✕

Clearinghouse: ●

The National Alliance on Mental Illness (NAMI) Family-to-Family Education Program (FTF) is a group education course for family caregivers of people with mental illness. The curriculum-based course is designed to facilitate a better understanding of mental illness, increase coping skills, and empower participants to become advocates for their family members. Through a variety of information and skill-building exercises conducted over 12 sessions, participants are expected to gain empathy by understanding the experiences of a person with mental illness; learn new techniques for problem solving, listening, and communicating; acquire strategies for handling crises and relapses; learn methods for coping with worry and anxiety; and receive guidance on locating appropriate supports and services within the community. The sessions cover a range of topics, including participants' emotional responses to the impact of mental illness on their lives, current information about many of the major mental illnesses, current research related to the biology of brain disorders, and information on the evidence-based treatments that are most effective in promoting recovery. In addition, there are special workshops on communication and problem solving that provide caregivers with skills in handling the most common concerns that arise in caring for people with these conditions; these are delivered throughout the course. Each of the 12 sessions is led by a two-person team of volunteer teachers, who themselves are family caregivers of a person with mental illness. Sessions are 2.5 hours each and can be delivered by the teachers on a weekly or biweekly basis. [Read less](#)

<p>Clearinghouse: NREPP</p> <p>Clearinghouse rating: Promising</p> <p>Outcomes: Family Cohesion Coping Anxiety Disorders and Symptoms Knowledge, Attitudes, and Beliefs About Mental Health General Functioning and Well-Being Social Competence Depression and Depressive Symptoms Internalizing Problems</p>	<p>Settings: Other</p> <p>Ages: 18-25 (Young adult) 26-55 (Adult) 55+ (Older adult)</p> <p>Target populations: Not specified</p>
---	---

In 2023 Mathematica and Results for America featured NAMI's Mental Health Court as a [Notable Project for Evidence Based Models](#).

Performance Report

Additional Performance Measures

Number of staff positions retained	26
------------------------------------	----



Number of individuals supported	47
---------------------------------	----



National Alliance on Mental Illness (NAMI) – Mental Health Court Funding FY 2024

LFUCG Project ID: AR_NAMI_2024



Treasury Portal Project ID: NAMIFY24

Project Budget: \$170,000

Project Status: **Completed**

Cumulative Obligation: \$170,000

Cumulative Expenditure: \$170,000

Program Income: \$0

Project Expenditure Category: *EC 1: Public Health, 1.12 Mental Health Services*

Evidence Based Funding Total: \$170,000

Equity Based Funding Total: \$170,000

Subrecipient

[National Alliance on Mental Illness \(NAMI\)](#)

Project overview

NAMI Lexington is a 501(c)3 non-profit organization that aids families, caregivers and individuals whose life experience includes living with a serious and persistent mental illness. NAMI Lexington directly serves central Kentucky and partners to serve communities across the Commonwealth of Kentucky. They offer free advocacy, education, outreach and support programs and special events designed to raise community awareness and reduce stigma around mental health issues. Guests of NAMI encounter passionate “lived experience” wisdom in a welcoming environment. ARPA funding supported the Mental Health Court overseen by NAMI.

The Fayette Mental Health Court has been in operation since November 2014. It was developed and designed as a diversion from jail to treatment and services and to address the alarming rate of incarceration among individuals with mental illness. The intent of the program is to interrupt the cycle of recidivism by wrapping the individual in services such as recovery skills training, peer support services and treatment services including treatment for co-occurring substance use disorders, while being continually supported by the court and the court team.

Project Demographic Distribution



LEXINGTON

Low or moderate income households or populations

Capital Expenditure

No

Use of Evidence

NAMI National programs and presentations are developed by experienced professionals using the best available scientific and clinical information and teaching models. Many of their programs and presentations have been offered for decades in communities across the country.

NAMI actively works with researchers to conduct studies on programs and presentations to measure their effectiveness. Based on the results of these studies, they can designate a program as an Evidence-Based Practice (EBP). On this page, you can find results from these studies as well as information about ongoing studies of their programs.

NAMI's Evidence-Based Programs

A NAMI program or presentation is designated as an Evidence-Based Practice (EBP) when it has been studied by an external researcher and the results of the study are published in a peer-reviewed journal. Four of NAMI's programs are currently designated as EBPs – three of which are offered by NAMI Lexington.

NAMI Basics, the education program for parents and other caregivers of children and adolescents with mental health conditions, was shown to support improvement in self-care, empowerment and family communication in a study led by Dr. Barbara Burns and Dr. Kimberly Hoagwood. An additional study is underway at the University of Texas at Austin using a randomized control trial. The study is being led by Dr. Sarah Kate Bearman and Dr. Molly Lopez.

NAMI Family-to-Family is a class for families, significant others and friends of people with mental health conditions. A control group study led by the University of Maryland's Dr. Lisa Dixon and Dr. Alicia Lucksted found that family members who completed the program demonstrated improvements in coping skills, problem-solving skills and feelings of empowerment.

NAMI Ending the Silence, a presentation for middle and high school students, was shown to improve student knowledge and attitudes about mental health conditions in a study conducted by Dr. Otto Wahl of the University of Hartford in 2018. A further study by Joseph DeLuca at CUNY showed significant improvement in student knowledge and a reduction in negative stereotypes, as well as an increased willingness to seek help for mental health concerns.

Further information regarding the studies cited by NAMI can be found on their website:

<https://nami.org/About-Mental-Illness/Research/Research-on-NAMI-Programs>



LEXINGTON

Results First Clearinghouse Findings

National Alliance on Mental Illness (NAMI) Family-to-Family Education Program (FTF) ✕

Clearinghouse: ●

The National Alliance on Mental Illness (NAMI) Family-to-Family Education Program (FTF) is a group education course for family caregivers of people with mental illness. The curriculum-based course is designed to facilitate a better understanding of mental illness, increase coping skills, and empower participants to become advocates for their family members. Through a variety of information and skill-building exercises conducted over 12 sessions, participants are expected to gain empathy by understanding the experiences of a person with mental illness; learn new techniques for problem solving, listening, and communicating; acquire strategies for handling crises and relapses; learn methods for coping with worry and anxiety; and receive guidance on locating appropriate supports and services within the community. The sessions cover a range of topics, including participants' emotional responses to the impact of mental illness on their lives, current information about many of the major mental illnesses, current research related to the biology of brain disorders, and information on the evidence-based treatments that are most effective in promoting recovery. In addition, there are special workshops on communication and problem solving that provide caregivers with skills in handling the most common concerns that arise in caring for people with these conditions; these are delivered throughout the course. Each of the 12 sessions is led by a two-person team of volunteer teachers, who themselves are family caregivers of a person with mental illness. Sessions are 2.5 hours each and can be delivered by the teachers on a weekly or biweekly basis. [Read less](#)

Clearinghouse:

NREPP

Settings:

Other

Clearinghouse rating:

Promising

Ages:

18-25 (Young adult)

26-55 (Adult)

55+ (Older adult)

Outcomes:

Family Cohesion

Coping

Anxiety Disorders and Symptoms

Knowledge, Attitudes, and Beliefs About Mental Health

General Functioning and Well-Being

Social Competence

Depression and Depressive Symptoms

Internalizing Problems

Target populations:

Not specified

Performance Report

Additional Performance Measures

Number of staff positions retained	26
Number of individuals supported	57



LEXINGTON

EC 2: Negative Economic Impacts

**Programs and Projects that Respond to the
Negative Economic Impacts of the COVID-
19 Pandemic**



Emergency Financial Assistance (EFA) FY 2022

LFUCG Project ID: AR_EFA_2022

Treasury Portal Project ID: AR_EFA_2022

Project Budget: \$240,846

Project Status: **Completed**

Cumulative Obligation: \$240,846

Cumulative Expenditure: \$240,846

Program Income: \$0

Project Expenditure Category: *EC 2: Negative Economic Impacts, 2.02 Household Assistance: Rent, Mortgage, Utility Aid*

Evidence Based Funding Total: \$240,846

Equity Based Funding Total: \$240,846

Project overview

The Emergency Financial Assistance (EFA) program is designed to mitigate the acute threat of housing insecurity posed by a resident's imminent eviction and/or utility service interruption due to a short-term financial crisis. The assistance can be used for rent, mortgage and/or utilities. EFA is an on-going assistance program for residents of Fayette County that can be utilized every three years. Eligibility counselors process referrals to maintain housing stability for residents. This program is partnered through the LFUCG.

<https://www.lexingtonky.gov/emergency-financial-assistance>



Project Demographic Distribution

Impacted households that experienced increased food or housing insecurity

Impacted low-or moderate-income households or populations

Capital Expenditure

No

Use of Evidence



LEXINGTON
*Housing, Advocacy &
Community Development*



LEXINGTON

Rapid re-housing programs

Rapid re-housing programs provide support services to move families or individuals experiencing homelessness into permanent housing, usually within 30 days. Support services vary; core components often include help finding permanent housing, case management, social services, and short-term financial assistance for move-in costs and rent. Program staff may also assist with landlord negotiations. Assistance typically lasts four-six months but may extend up to 18 months. Rapid re-housing programs are available to anyone experiencing homelessness, and often serve military veterans and their families, but may not be appropriate for individuals who are chronically homeless or need permanent supportive housing. Individuals typically connect with rapid re-housing programs through emergency shelters, food pantries, and other social service programs^{1,2,3}. Programs sometimes focus on specific groups, such as families with school-aged children⁴ or survivors of domestic violence⁵.

Expected Beneficial Outcomes (Rated)

Reduced homelessness
Improved access to social services

Other Potential Beneficial Outcomes

Increased housing stability
Increased food security
Improved health outcomes
Improved mental health
Increased income
Increased employment
Reduced drug and alcohol use
Reduced absenteeism
Improved child behavior



Evidence of Effectiveness

There is some evidence that rapid re-housing programs decrease the length of time individuals and families remain homeless^{2,6,7,8,9,10} and increase access to social services^{2,7,8}. Rapid re-housing programs may also increase housing stability^{6,7,9,10}, particularly for families who are newly homeless⁷ or those who need only short-term support¹¹. However, additional evidence is needed to confirm effects.

Rapid re-housing efforts can decrease rates of homelessness^{2,12} and increase shelter turnover rates, enabling shelters to assist more people^{2,13}. Evaluations of programs that serve military veterans and their families indicate approximately 75% of participants have permanent housing without assistance after exiting rapid re-housing programs^{10,14,15}; other family-focused rapid re-housing programs yield similar results⁷. Only a small portion of rapid re-housing participants return to homelessness after program completion^{8,12,16}; those at higher risk include blacks, veterans, and individuals whose incomes do not increase following housing placement¹⁰. Studies suggest single mothers, particularly survivors of trauma and abuse, may require added support services to ensure stable housing^{13,17}.



Program participation can increase family income^{6,13} and employment⁶, and improve financial stability⁹. Rapid re-housing programs can increase food security more than usual care and transitional housing^{13, 18} and improve well-being for adults and children⁶. Programs may also improve mental and short-term physical health for heads of households^{6,18} and reduce drug and alcohol use more than transitional housing¹⁸. Rapid re-housing also appears to reduce school absences and child behavior issues¹⁸.

Program evaluations suggest three core components of successful rapid re-housing programs: housing identification, often in partnership with landlords; rent and move-in assistance; and case management and services that connect with other providers¹⁶. Partnerships between shelters, agencies, funding organizations, and landlords can increase efficiency of implementation and reduce redundancy in procedures^{7, 19}.

Requirements to secure housing and employment in a short time period and to regularly recertify can be barriers to participation in rapid re-housing programs. After leaving the program, some families may have difficulty paying their full rent without subsidies^{7, 12, 20}.

Researchers suggest that rapid re-housing programs are a scalable and cost-effective homelessness crisis response intervention^{11, 16}. Rapid re-housing programs are more cost-effective than transitional housing programs and shelters^{3, 13, 16, 18}. Rapid re-housing costs about \$900 per month/per-family; transitional housing ranges from \$1,260 to \$6,300 per family¹⁸; costs for rapid re-housing differ based on local rental rates^{12, 18}. Financial support to cover move-in costs such as first and last month's rent, security deposits, and utility payments are the largest program costs^{2,7}.

Impact on Disparities

Likely to decrease disparities

<https://www.countyhealthrankings.org/take-action-to-improve-health/what-works-for-health/strategies/rapid-re-housing-programs>

Performance Report

Mandatory Standard Performance Measures

Number of people or households receiving eviction prevention services (including legal representation)	356
Number of affordable housing units preserved or developed	0



Emergency Financial Assistance (EFA) FY 2023

LFUCG Project ID: AR_EFA_2023

Treasury Portal Project ID: EFAFY23

Project Budget: \$251,776

Project Status: **Completed**

Cumulative Obligation: \$251,776

Cumulative Expenditure: \$251,776

Program Income: \$0

Project Expenditure Category: *EC 2: Negative Economic Impacts, 2.02 Household Assistance: Rent, Mortgage, Utility Aid*

Evidence Based Funding Total: \$251,776

Equity Based Funding Total: \$251,776

Project overview

The Emergency Financial Assistance (EFA) program is designed to mitigate the acute threat of housing insecurity posed by a resident's imminent eviction and/or utility service interruption due to a short-term financial crisis. The assistance can be used for rent, mortgage and/or utilities. EFA is an on-going assistance program for residents of Fayette County that can be utilized every three years. Eligibility counselors process referrals to maintain housing stability for residents. This program is partnered through the LFUCG.

<https://www.lexingtonky.gov/emergency-financial-assistance>



Project Demographic Distribution

Impacted households that experienced increased food or housing insecurity

Impacted low- or moderate-income households or populations

Capital Expenditure

No

Use of Evidence



LEXINGTON



LEXINGTON

*Housing, Advocacy &
Community Development*

Rapid re-housing programs

Rapid re-housing programs provide support services to move families or individuals experiencing homelessness into permanent housing, usually within 30 days. Support services vary; core components often include help finding permanent housing, case management, social services, and short-term financial assistance for move-in costs and rent. Program staff may also assist with landlord negotiations. Assistance typically lasts four-six months but may extend up to 18 months. Rapid re-housing programs are available to anyone experiencing homelessness, and often serve military veterans and their families, but may not be appropriate for individuals who are chronically homeless or need permanent supportive housing. Individuals typically connect with rapid re-housing programs through emergency shelters, food pantries, and other social service programs^{1, 2, 3}. Programs sometimes focus on specific groups, such as families with school-aged children⁴ or survivors of domestic violence⁵.

Expected Beneficial Outcomes (Rated)

Reduced homelessness
Improved access to social services

Other Potential Beneficial Outcomes

Increased housing stability
Increased food security
Improved health outcomes
Improved mental health
Increased income
Increased employment
Reduced drug and alcohol use
Reduced absenteeism
Improved child behavior



Evidence of Effectiveness

There is some evidence that rapid re-housing programs decrease the length of time individuals and families remain homeless^{2, 6, 7, 8, 9, 10} and increase access to social services^{2, 7, 8}. Rapid re-housing programs may also increase housing stability^{6, 7, 9, 10}, particularly for families who are newly homeless⁷ or those who need only short-term support¹¹. However, additional evidence is needed to confirm effects.

Rapid re-housing efforts can decrease rates of homelessness^{2, 12} and increase shelter turnover rates, enabling shelters to assist more people^{2, 13}. Evaluations of programs that serve military veterans and their families indicate approximately 75% of participants have permanent housing without assistance after exiting rapid re-housing programs^{10, 14, 15}; other family-focused rapid re-housing programs yield similar results⁷. Only a small portion of rapid re-housing participants return to homelessness after program completion^{8, 12, 16}; those at higher risk include blacks, veterans, and individuals whose incomes do not increase following housing placement¹⁰. Studies suggest single mothers, particularly survivors of trauma and abuse, may require added support services to ensure stable housing^{13, 17}.



Program participation can increase family income^{6,13} and employment⁶, and improve financial stability⁹. Rapid re-housing programs can increase food security more than usual care and transitional housing^{13,18} and improve well-being for adults and children⁶. Programs may also improve mental and short-term physical health for heads of households^{6,18} and reduce drug and alcohol use more than transitional housing¹⁸. Rapid re-housing also appears to reduce school absences and child behavior issues¹⁸.

Program evaluations suggest three core components of successful rapid re-housing programs: housing identification, often in partnership with landlords; rent and move-in assistance; and case management and services that connect with other providers¹⁶. Partnerships between shelters, agencies, funding organizations, and landlords can increase efficiency of implementation and reduce redundancy in procedures^{7,19}.

Requirements to secure housing and employment in a short time period and to regularly recertify can be barriers to participation in rapid re-housing programs. After leaving the program, some families may have difficulty paying their full rent without subsidies^{7,12,20}.



Researchers suggest that rapid re-housing programs are a scalable and cost-effective homelessness crisis response intervention^{11,16}. Rapid re-housing programs are more cost-effective than transitional housing programs and shelters^{3,13,16,18}. Rapid re-housing costs about \$900 per month/per-family; transitional housing ranges from \$1,260 to \$6,300 per family¹⁸; costs for rapid re-housing differ based on local rental rates^{12,18}. Financial support to cover move-in costs such as first and last month’s rent, security deposits, and utility payments are the largest program costs^{2,7}.

Impact on Disparities

Likely to decrease disparities

<https://www.countyhealthrankings.org/take-action-to-improve-health/what-works-for-health/strategies/rapid-re-housing-programs>

Performance Report

Mandatory Standard Performance Measures

Number of people or households receiving eviction prevention services (including legal representation)	417
Number of affordable housing units preserved or developed	0

Emergency Financial Assistance (EFA) FY 2024

LFUCG Project ID: AR_EFA_2023

Treasury Portal Project ID: EFAFY23

Project Budget: \$300,000

Project Status: **Completed**

Cumulative Obligation: \$300,000

Cumulative Expenditure: \$300,000

Program Income: \$0

Project Expenditure Category: *EC 2: Negative Economic Impacts, 2.02 Household Assistance: Rent, Mortgage, Utility Aid*

Evidence Based Funding Total: \$300,000

Equity Based Funding Total: \$300,000

Project overview

The Emergency Financial Assistance (EFA) program is designed to mitigate the acute threat of housing insecurity posed by a resident's imminent eviction and/or utility service interruption due to a short-term financial crisis. The assistance can be used for rent, mortgage and/or utilities. EFA is an on-going assistance program for residents of Fayette County that can be utilized every three years. Eligibility counselors process referrals to maintain housing stability for residents. This program is partnered through the LFUCG.

<https://www.lexingtonky.gov/emergency-financial-assistance>

Project Demographic Distribution

Impacted households that experienced increased food or housing insecurity

Impacted low- or moderate-income households or populations

Capital Expenditure

No

Use of Evidence



LEXINGTON
*Housing, Advocacy &
Community Development*



LEXINGTON

Rapid re-housing programs

Rapid re-housing programs provide support services to move families or individuals experiencing homelessness into permanent housing, usually within 30 days. Support services vary; core components often include help finding permanent housing, case management, social services, and short-term financial assistance for move-in costs and rent. Program staff may also assist with landlord negotiations. Assistance typically lasts four-six months but may extend up to 18 months. Rapid re-housing programs are available to anyone experiencing homelessness, and often serve military veterans and their families, but may not be appropriate for individuals who are chronically homeless or need permanent supportive housing. Individuals typically connect with rapid re-housing programs through emergency shelters, food pantries, and other social service programs^{1, 2, 3}. Programs sometimes focus on specific groups, such as families with school-aged children⁴ or survivors of domestic violence⁵.

Expected Beneficial Outcomes (Rated)

Reduced homelessness
Improved access to social services

Other Potential Beneficial Outcomes

Increased housing stability
Increased food security
Improved health outcomes
Improved mental health
Increased income
Increased employment
Reduced drug and alcohol use
Reduced absenteeism
Improved child behavior

Evidence of Effectiveness

There is some evidence that rapid re-housing programs decrease the length of time individuals and families remain homeless^{2, 6, 7, 8, 9, 10} and increase access to social services^{2, 7, 8}. Rapid re-housing programs may also increase housing stability^{6, 7, 9, 10}, particularly for families who are newly homeless⁷ or those who need only short-term support¹¹. However, additional evidence is needed to confirm effects.

Rapid re-housing efforts can decrease rates of homelessness^{2, 12} and increase shelter turnover rates, enabling shelters to assist more people^{2, 13}. Evaluations of programs that serve military veterans and their families indicate approximately 75% of participants have permanent housing without assistance after exiting rapid re-housing programs^{10, 14, 15}; other family-focused rapid re-housing programs yield similar results⁷. Only a small portion of rapid re-housing participants return to homelessness after program completion^{8, 12, 16}; those at higher risk include blacks, veterans, and individuals whose incomes do not increase following housing placement¹⁰. Studies suggest single mothers, particularly survivors of trauma and abuse, may require added support services to ensure stable housing^{13, 17}.



Program participation can increase family income^{6, 13} and employment⁶, and improve financial stability⁹. Rapid re-housing programs can increase food security more than usual care and transitional housing^{13, 18} and improve well-being for adults and children⁶. Programs may also improve mental and short-term physical health for heads of households^{6, 18} and reduce drug and alcohol use more than transitional housing¹⁸. Rapid re-housing also appears to reduce school absences and child behavior issues¹⁸.

Program evaluations suggest three core components of successful rapid re-housing programs: housing identification, often in partnership with landlords; rent and move-in assistance; and case management and services that connect with other providers¹⁶. Partnerships between shelters, agencies, funding organizations, and landlords can increase efficiency of implementation and reduce redundancy in procedures^{7, 19}.

Requirements to secure housing and employment in a short time period and to regularly recertify can be barriers to participation in rapid re-housing programs. After leaving the program, some families may have difficulty paying their full rent without subsidies^{7, 12, 20}.

Researchers suggest that rapid re-housing programs are a scalable and cost-effective homelessness crisis response intervention^{11, 16}. Rapid re-housing programs are more cost-effective than transitional housing programs and shelters^{3, 13, 16, 18}. Rapid re-housing costs about \$900 per month/per-family; transitional housing ranges from \$1,260 to \$6,300 per family¹⁸; costs for rapid re-housing differ based on local rental rates^{12, 18}. Financial support to cover move-in costs such as first and last month's rent, security deposits, and utility payments are the largest program costs^{2, 7}.

Impact on Disparities

Likely to decrease disparities

<https://www.countyhealthrankings.org/take-action-to-improve-health/what-works-for-health/strategies/rapid-re-housing-programs>

Performance Report

Mandatory Standard Performance Measures

Number of people or households receiving eviction prevention services (including legal representation)	232
Number of affordable housing units preserved or developed	0



Recovery Supportive Living Assistance (RSLA) FY 2022

LFUCG Project ID: AR_RSLA_2022

Treasury Portal Project ID: AR_RSLA_2022

Project Budget: \$200,000

Project Status: **Completed**

Cumulative Obligation: \$200,000

Cumulative Expenditure: \$200,000

Program Income: \$0

Project Expenditure Category: *EC 2: Negative Economic Impacts, 2.02 Household Assistance: Rent, Mortgage, Utility Aid*

Evidence Based Funding Total: \$200,000


Equity Based Funding Total: \$200,000

Project overview

LFUCG developed the Recovery Supportive Living Assistance (RSLA) Program in October 2020 in response to the growing number of individuals in early recovery from substance use disorder who were experiencing a financial barrier to entering or continuing in a recovery housing program. The COVID-19 pandemic was hitting the individuals with substance use disorder or in early recovery from substance use disorder very hard. Many individuals in early recovery obtain employment in the hospitality industry, an industry that was devastated by COVID-19.

Jobs were lost temporarily or permanently with very little warning. Hospitality jobs that were traditionally relatively easy to obtain for an individual in early recovery were scarce. Although it typically took two weeks or less to secure employment upon admission to a recovery residence, in many cases it was taking much longer to secure initial employment or find another job if the first was lost due to the pandemic. It was not uncommon for everyone living in a recovery residence to miss weeks of work due to COVID-19 infection or exposure.

Entering a recovery residence provides the support and structure crucial to recover from substance use disorder. It provides a balance of drug-free support, accountability to peers and an opportunity to live in a safe, affordable, sober environment at a critical time in a person's recovery journey. RSLA provides up to \$400 in assistance to individuals continuing in or entering a recovery residence. Typically, recovery residences charge between \$100 and \$125 per week. This fee includes a bedroom, shared access to common areas (kitchen, bathroom, family room, etc.) and utilities. While each residence has its own guidelines, most include a minimum number of mutual support meetings per week, random drug testing, house meetings and alternating chores. These funds helped cover expenses while the



LEXINGTON
Social Services



LEXINGTON

individual is seeking employment, which has created a challenge for many during the COVID-19 pandemic.

Untreated substance use disorder, overdoses and overdose fatalities are public health concerns that have devastating impacts on the community, families and individuals. When overdose rates decline and individuals have access to recovery support, the financial costs to a community (public safety, medical, social services, etc.) decrease and the devastating psychosocial impacts on families decrease, as well (incarceration, absent parent, parent death, poverty, underemployment, exploitation, housing instability, etc.). RSLA addresses a gap in services in the substance use disorder service continuum at a crucial time as the community processes the devastating impact of COVID-19 on individuals with substance use disorder and their families.

- Individuals entering or continuing in a recovery residence who are experiencing a financial barrier are eligible to apply for assistance from the RSLA Program;
- A completed RSLA application and a program agreement signed by the applicant and a representative from the recovery residence must be submitted in order to be considered for assistance;
- An individual is eligible to receive up to \$400 in assistance. This typically covers three to four weeks in a recovery residence. During this time, an individual must seek employment in order to continue in the recovery residence, and;
- Payment is made to the owner/operator of the residence (the owner/operator must register as a vendor with LFUCG and acknowledge that it may take up to 30 days to receive payment).

More than two dozen recovery residences throughout the community partnered with LFUCG to help ensure individuals have the chance to enter or continue in a recovery residence and gain the tools necessary.

Referrals to the program came from LFUCG partners including:

New Vista
Chrysalis House
Shepherd's House
Primary Purpose Recovery Residences
Walker House
Oxford House
Roaring Brook
Bay Harbor
Isaiah House
Victory House
Rachel House
Marne House
Optimal Living Services

<https://www.lexingtonky.gov/substance-use-disorder-intervention>

Project Demographic Distribution



LEXINGTON

Disproportionately impacted other households or populations that experienced a disproportionate negative economic impact of the pandemic

Capital Expenditure

No

Use of Evidence

Recovery Housing: Best Practices and Suggested Guidelines, Substance Abuse and Mental Health Services Administration

<https://www.samhsa.gov/sites/default/files/housing-best-practices-100819.pdf>

Substance Abuse and Mental Health Services Administration (SAMHSA)

“SAMHSA strongly believes in the use of recovery housing as a key strategy to assist individuals living with substance use disorder in achieving and maintaining recovery. Providing individuals with a safe and stable place to live can potentially be the foundation for a lifetime of recovery. It is critical that these houses function with sound operating procedures which center on a safe, sober living environment in which individuals can gain access to community supports and therapeutic services to advance their recovery”.

Recovery Residence Quality Standards

<https://narronline.org/wp-content/uploads/2015/10/National-Recovery-Residence-Quality-Standards-Oct-7-2015.pdf>

National Alliance for Recovery Residences

“Recovery residences provide a spectrum of living environments that are free from alcohol and illicit drug use with a focus on peer support and connection to other recovery services and supports. All recovery residences are founded on Social Model Recovery Philosophy and have existed in the United States since at least the mid-1800s”.

Recovery: The Many Paths to Wellness, The Surgeon General’s Report on Alcohol, Drugs and Health (Chapter 5) <https://addiction.surgeongeneral.gov/sites/default/files/chapter-5-recovery.pdf>

U.S. Department of Health and Human Services

“Taken together, these studies provide promising evidence to suggest that recovery-supportive housing can be both cost-effective and effective in supporting recovery.”

Performance Report

Mandatory Standard Performance Measures



LEXINGTON

Number of people or households receiving eviction prevention services (including legal representation)	0
Number of affordable housing units preserved or developed	0

Additional Performance Measures

Number of individuals entering or continuing recovery housing	497
---	-----



Recovery Supportive Living Assistance (RSLA) FY 2023

LFUCG Project ID: AR_RSLA_2023

Treasury Portal Project ID: RSLAFY23

Project Budget: \$200,000

Project Status: **Completed**

Cumulative Obligation: \$200,000

Cumulative Expenditure: \$200,000

Program Income: \$0

Project Expenditure Category: *EC 2: Negative Economic Impacts, 2.02 Household Assistance: Rent, Mortgage, Utility Aid*

Evidence Based Funding Total: \$200,000

Equity Based Funding Total: \$200,000

Project overview

LFUCG developed the Recovery Supportive Living Assistance (RSLA) Program in October 2020 in response to the growing number of individuals in early recovery from substance use disorder who were experiencing a financial barrier to entering or continuing in a recovery housing program. The COVID-19 pandemic was hitting the individuals with substance use disorder or in early recovery from substance use disorder very hard. Many individuals in early recovery obtain employment in the hospitality industry, an industry that was devastated by COVID-19.

Jobs were lost temporarily or permanently with very little warning. Hospitality jobs that were traditionally relatively easy to obtain for an individual in early recovery were scarce. Although it typically took two weeks or less to secure employment upon admission to a recovery residence, in many cases it was taking much longer to secure initial employment or find another job if the first was lost due to the pandemic. It was not uncommon for everyone living in a recovery residence to miss weeks of work due to COVID-19 infection or exposure.

Entering a recovery residence provides the support and structure crucial to recover from substance use disorder. It provides a balance of drug-free support, accountability to peers and an opportunity to live in a safe, affordable, sober environment at a critical time in a person's recovery journey. RSLA provides up to \$400 in assistance to individuals continuing in or entering a recovery residence. Typically, recovery residences charge between \$100 and \$125 per week. This fee includes a bedroom, shared access to common areas (kitchen, bathroom, family room, etc.) and utilities. While each residence has its own guidelines, most include a minimum number of mutual support meetings per week, random drug testing, house meetings and alternating chores. These funds helped cover expenses while the



LEXINGTON
Social Services



LEXINGTON

individual is seeking employment, which has created a challenge for many during the COVID-19 pandemic.

Untreated substance use disorder, overdoses and overdose fatalities are public health concerns that have devastating impacts on the community, families, and individuals. When overdose rates decline and individuals have access to recovery support, the financial costs to a community (public safety, medical, social services, etc.) decrease and the devastating psychosocial impacts on families decrease, as well (incarceration, absent parent, parent death, poverty, underemployment, exploitation, housing instability, etc.). RSLA addresses a gap in services in the substance use disorder service continuum at a crucial time as the community processes the devastating impact of COVID-19 on individuals with substance use disorder and their families.

- Individuals entering or continuing in a recovery residence who are experiencing a financial barrier are eligible to apply for assistance from the RSLA Program;
- A completed RSLA application and a program agreement signed by the applicant and a representative from the recovery residence must be submitted in order to be considered for assistance;
- An individual is eligible to receive up to \$400 in assistance. This typically covers three to four weeks in a recovery residence. During this time, an individual must seek employment in order to continue in the recovery residence, and;
- Payment is made to the owner/operator of the residence (the owner/operator must register as a vendor with LFUCG and acknowledge that it may take up to 30 days to receive payment).

More than two dozen recovery residences throughout the community have partnered with LFUCG to help ensure individuals have the chance to enter or continue in a recovery residence and gain the tools necessary.

Referrals to the program came from LFUCG partners including:

Shepherd's House
Oxford House
Perfect Imperfections
Phoenix Recovery
Primary Purpose
Tracy's Residential Recovery Center, INC.
Clinton Tucker
Level Up Recovery
Victory House

<https://www.lexingtonky.gov/substance-use-disorder-intervention>

Project Demographic Distribution

Disproportionately impacted other households or populations that experienced a disproportionate negative economic impact of the pandemic

Capital Expenditure



LEXINGTON

No

Use of Evidence

Recovery Housing: Best Practices and Suggested Guidelines, Substance Abuse and Mental Health Services Administration

<https://www.samhsa.gov/sites/default/files/housing-best-practices-100819.pdf>

Substance Abuse and Mental Health Services Administration (SAMHSA)

“SAMHSA strongly believes in the use of recovery housing as a key strategy to assist individuals living with substance use disorder in achieving and maintaining recovery. Providing individuals with a safe and stable place to live can potentially be the foundation for a lifetime of recovery. It is critical that these houses function with sound operating procedures which center on a safe, sober living environment in which individuals can gain access to community supports and therapeutic services to advance their recovery”.

Recovery Residence Quality Standards

<https://narronline.org/wp-content/uploads/2015/10/National-Recovery-Residence-Quality-Standards-Oct-7-2015.pdf>

National Alliance for Recovery Residences

“Recovery residences provide a spectrum of living environments that are free from alcohol and illicit drug use with a focus on peer support and connection to other recovery services and supports. All recovery residences are founded on Social Model Recovery Philosophy and have existed in the United States since at least the mid-1800s”.

Recovery: The Many Paths to Wellness, The Surgeon General’s Report on Alcohol, Drugs and Health (Chapter 5)

<https://addiction.surgeongeneral.gov/sites/default/files/chapter-5-recovery.pdf>

U.S. Department of Health and Human Services

“Taken together, these studies provide promising evidence to suggest that recovery-supportive housing can be both cost-effective and effective in supporting recovery.”

Performance Report

Mandatory Standard Performance Measures

Number of people or households receiving eviction prevention services (including legal representation)	0
Number of affordable housing units preserved or developed	0

Additional Performance Measures

Number of individuals entering or continuing recovery housing	489
---	-----



LEXINGTON

Summer Youth Work Readiness Program

LFUCG Project ID: AR_SYJTP_2023

Treasury Portal Project ID: SumYouth

Project Budget: \$960,000

Project Status: Completed 50% or More

Cumulative Obligation: \$740,534

Cumulative Expenditure: \$544,690

Program Income: \$0

Project Expenditure Category: *EC 2: Negative Economic Impacts, 2.10 Assistance to Unemployed or Underemployed Workers*

Evidence Based Funding Total: \$960,000

Equity Based Funding Total: \$960,000

Project Overview

The annual Summer Youth Job Readiness Program provides workforce training opportunities for up to 300 Lexington youth, who are rising 10th, 11th and 12th-grade high school students. They will work part-time, up to 20 hours per week, and earn \$15 per hour. Youth workers will be compensated by the city government, while local businesses and community-based partners offer valuable work assignments and experience.

COVID-19 negatively impacted the Summer Youth Job Training Program by causing it to be canceled for two summers in a row: 2020 and 2021. Youth, who relied on this income to help their families financially, were not able to do so, which added additional stressors in a pandemic. These funds will help reestablish the program and help youth earn wages and gain job skills.

The program's priority is based on educational, social, and economic factors to support youth and their families who rely on these additional funds during the summer months. It prepares youth for the



LEXINGTON
Social Services

WHAT ARE YOUR CAREER INTERESTS?

- Advertising & Media
- Agriculture, Fishing & Forestry
- Arts, Culture & Entertainment
- Automotive, Aviation & Marine
- Business & Professional Services
- Communications
- Computers, IT & Technology
- Employment & Staffing
- Family, Community & Non-Profit
- Finance & Insurance
- Government & Education
- Health Care
- Home & Garden
- Industrial & Manufacturing
- Lodging, Travel & Tourism
- Personal Services & Care
- Pets & Veterinary
- Public Utilities & Environment
- Real Estate & Construction
- Religious Organizations
- Restaurants, Food & Beverages
- Shopping & Specialty Retail
- Sports & Recreation

What is SYJTP? The Summer Youth Job Training Program provides workforce training opportunities for youth, by teaming with Lexington's business & community-based partners.

Why SYJTP is Valuable? SYJTP offers Lexington youth the opportunity to gain work experience, to develop interpersonal skills, to learn and explore career interests, all while earning income during the summer.

What's New in 2022? Partners for Youth and Fayette County Public Schools are collaborating to facilitate meaningful employment experiences.

When does SYJTP Begin? The 2022 SYJTP will run for 6 full weeks, beginning on June 13 and ending on July 22. Youth workers will be assigned to worksites by May 15.

Where will the Work Occur? Youth Workers will report to the assigned operational management of local businesses, government agencies, or community organizations.

Who Coordinates SYJTP? The Summer Youth Job Training Program is locally funded, and is administered by Partners for Youth under the Department of Social Services. Youth Workers are compensated by the city of Lexington.

LEXINGTON
Social Services



LEXINGTON

workforce, who traditionally may not have an opportunity. The LFUCG General Fund portion of the program began in June 2022. The ARPA funded portion of the program began July 1st, 2022.

FY 2022-2023 Enrolled Summer Youth Employment Participant Demographics

**221 represents the number of participants at the start of the program in June 2022*

Gender	Asian	African American	Hispanic	Two or More Races	White	Not Reported	Total
Female	3	90	5	2	28	1	129
Male	5	59	2	4	22		92
Grand Total	8	149	7	6	50	1	*221

FY 2023-2024 Enrolled Summer Youth Employment Participant Demographics

**295 represents the number of participants at the start of the program in June 2023*

Gender	Asian	African American	Hispanic	Two or More Races	White	Not Reported	Total
Female		99	2	0	32	22	155
Male	2	81	5	0	33	19	140
Grand Total	2	176	6	0	65	41	*295

FY 2024-2025 Enrolled Summer Youth Employment Participant Demographics

**300 represents the number of participants at the start of the program in June 2024*

Gender	Asian	African American	Hispanic	Two or More Races	White	Middle Eastern/North African	Total
Female	5	86	5	6	29	18	149
Male	1	87	14	3	28	17	150
Grand Total	2	176	6	0	** 65	41	*300

***1 participant white/non-binary*

<https://www.lexingtonky.gov/summer-youth-job-training-program>

Project Demographic Distribution



LEXINGTON

Low-or-moderate income households or populations

Households that experienced unemployment

Capital Expenditure

No

Use of Evidence

Results First Clearinghouse Findings



Summer youth employment programs (SYEPs) provide short-term jobs for youth, usually 14-24 years old. Placements usually last six to eight weeks and participants typically work 15-30 hours per week. Programs are generally run by government agencies or non-profits, and positions are usually subsidized by program organizers; private sector employers may offer more competitive placements and may pay participants without using a subsidy. Programs usually focus on creating opportunities for disadvantaged youth and may include additional supports such as a work-readiness curriculum¹.

Expected Beneficial Outcomes (Rated)

Decreased crime
Decreased violence
Increased employment
Increased earnings

Other Potential Beneficial Outcomes

Increased job skills
Increased social emotional skills



Evidence of Effectiveness

There is some evidence that summer youth employment programs (SYEP) decrease arrests for violent crime^{2,3,4}. Programs also increase employment and earnings for youth during the year that they participate^{5,6,7}, especially disadvantaged youth⁶. However, additional evidence is needed to confirm effects.


Program participation may decrease risky and violent behaviors⁸. Evaluations of Chicago-based One Summer Plus suggest summer jobs can reduce arrests for violent crime among black youth with low incomes one year after program participation^{3,4}. An evaluation of the Boston SYEP suggests participation can also reduce arraignments for violent crimes in the 17 months post intervention, particularly among black and Hispanic males². An evaluation of New York City's SYEP suggests participation in such programs may decrease the risk of incarceration and mortality for up to three years, especially among disadvantaged youth⁶. Effects on property crime vary; in Boston, property crimes declined² while in Chicago property crime arrests increased 2-3 years after participation³.



Although employment and earnings increase in the year of program participation, summer work experience programs do not appear to increase employment rates in following years^{3,5,7}, perhaps due to the short length of the intervention⁷ or because participants might have found longer term job opportunities without program support⁶. However, in some cases, participation slightly increases the likelihood of having a job in the long-term^{3,6}. The largest positive employment effects do not appear to be in the disconnected youth usually targeted by summer jobs programs³.

Evaluations of both local and federally supported, state-implemented programs suggest summer youth employment may increase soft skills⁹ and job readiness skills^{2,10,11}, and provide personal and professional development opportunities for at-risk youth¹². Such programs may also increase community engagement^{2,10}.

Evaluations of summer jobs provided through New York City's SYEP suggest such programs may increase the likelihood of taking and passing statewide exams^{13,14}, particularly among high-risk students¹⁴. However, they do not appear to increase school attendance, high school graduation⁵, or college enrollment^{5,6}. Conversely, an evaluation of Grow Detroit's Young Talent suggests participants in SYEPs are more likely to remain in school, take the SAT, and graduate high school, and less likely to be chronically absent than non-participating peers; effects are strongest for those who entered high school with the weakest academic skills¹⁵. Boston's SYEP increased academic aspirations for participants^{2,10}, while Chicago's program had no significant impact on attendance, GPA, or persistence in school³.



Experts suggest that ideal candidates for SYEPs are disadvantaged youth and young adults who are still in school and are reasonable candidates for employment¹⁶. Experts also suggest high performing summer jobs programs recruit employers and worksites, match participants with age- and skill-appropriate opportunities, provide training and professional development on work readiness, provide support to both youth and supervisors, and connect the summer program with other community resources¹⁷.

Impact on Disparities

Likely to decrease disparities

<https://www.countyhealthrankings.org/take-action-to-improve-health/what-works-for-health/strategies/summer-youth-employment-programs>

Performance Report

Performance Measures

Number of workers enrolled in sectoral job training programs	0
Number of workers completing sectoral job training programs	0
Number of people participating in summer youth employment programs	816



Shropshire Affordable Housing Project Site Improvements

LFUCG Project ID: AR_SHPSHR_2022

Treasury Portal Project ID: AR_SHPSHR_2022

Project Budget: \$750,000

Project Status: **Completed**

Cumulative Obligation: \$750,000

Cumulative Expenditure: \$750,000

Program Income: \$0

Project Expenditure Category: *EC 2: Negative Economic Impacts, 2.15: Long-Term Housing Security: Affordable Housing*

Evidence Based Funding Total: \$0

Equity Based Funding Total: \$750,000

Subrecipient

[Lexington-Fayette Urban County Housing Authority](#)

Project overview

The LFUCG partnered with the Lexington Housing Authority to make public improvements in support of a residential development to be located at Shropshire Avenue and Pemberton Street. The Lexington Housing Authority is developing a vacant three-acre strip of land in the Equestrian View development. This development currently holds more than 100 homes and 270 apartment homes. Additional single-family homes and rental units will be constructed on this land, and additional public services may be co-located in the area. The LFUCG completed the initial site work in the area, including grading, curb and gutter, street surfacing, water, sewer, stormwater, and gas line installation.

Project Demographic Distribution

Households and populations residing in QCTs



Lexington Housing Authority



LEXINGTON

Households that experienced increased food or housing insecurity

Low-income households and populations

Capital Expenditure

Yes – Other, public infrastructure for an affordable housing development and a low-income childcare center.

Performance Report

Mandatory Standard Performance Measures



Number of people or households receiving eviction prevention services (including legal representation)	0
Number of affordable housing units preserved or developed	0

Affordable Housing Trust Fund – Phase I

LFUCG Project ID: AR_AHT_2022

LFUCG Activity IDs:

Main St Baptist Manor Apts.
Oakdale Apartments
Elm Tree Lane
Richwood Bend
New Beginnings, Bluegrass, INC



LEXINGTON
*Housing, Advocacy &
Community Development*

Treasury Portal Project IDs:

AHX
MsBap
OakdaleApt

Project Budget: \$10,000,000

Project Status: Completed 50% or More

Cumulative Obligation: \$9,948,350

Cumulative Expenditure: \$8,735,506

Program Income: \$0

Project Expenditure Category: *EC 2: Negative Economic Impacts, 2.15: Long-Term Housing Security: Affordable Housing*

Evidence Based Funding Total: \$10,000,000

Equity Based Funding Total: \$10,000,000

Subrecipients

[Main Street Baptist Church Manor, Inc.](#) - \$1,757,350 **Completed**

[Oakdale Apartments, LLC](#) - \$800,000 **Completed**

Elm Tree Lane Apartments - \$1,686,000

Richwood Bend Apartments- \$4,825,000

New Beginnings/Bluegrass - \$880,000



LEXINGTON

Project Overview

ARPA funds are being allocated for new construction and preservation/rehabilitation of affordable housing units in Fayette County, Kentucky. The funds will be distributed across multiple affordable housing projects. These units will serve lower income households whose household income is less than 60% of Fayette County's area median income.

The purpose of the program is to provide grants to developers/owners for the new construction and preservation of affordable housing units. These grants will reduce the debt service paid by the developers/owners and in turn will result in lower rents being charged to low-income tenants.

The funds will provide safe, quality affordable housing for households whose incomes are at or below 60% of area median income in Fayette County, Kentucky. Lower income households were disproportionately impacted by COVID-19.

Treasury has determined that the development of affordable housing to increase supply of affordable and high-quality living units are responsive to the needs of impacted populations, not only disproportionately impacted populations. The final rule reflects this clarification and builds on the objectives state in the interim final rule to improve access to stable, affordable housing, including through interventions that increase the supply of affordable and high-quality living units, improve housing security and support durable and sustainable homeownership.

<https://www.lexingtonky.gov/departments/office-affordable-housing>

Project Demographic Distribution

Impacted households that experienced increased food or housing insecurity

Impacted households that qualify for certain programs

Impacted low or moderate income households or populations

Capital Expenditure

Yes – Affordable Housing



LEXINGTON

Use of Evidence

County Health Rankings

Housing trust funds

Housing trust funds (HTFs) work to facilitate affordable, quality housing by creating or maintaining housing for families with low incomes; subsidizing rental housing; and supporting non-profit housing developers. Trust funds may also assist homebuyers with low incomes through down payment support, counseling, or interest subsidies, and may provide gap financing. HTFs exist at federal, state, county, and city levels.

Expected Beneficial Outcomes (Rated)

Increased access to affordable housing
Increased access to quality housing

Other Potential Beneficial Outcomes

Reduced energy expenditures
Reduced energy use

Evidence of Effectiveness

Housing trust funds (HTFs) are a suggested strategy to increase affordable, quality housing options^{1,2} and minimize the displacement of residents with low incomes that can follow such neighborhood improvements³. Housing improvements have been shown to positively affect health outcomes, especially when improvements address warmth and energy efficiency⁴. HTFs may help meet the housing needs of families with low incomes, including the needs of those with the lowest incomes⁵; program funds are typically designated for these families⁶. In a Florida-based study, HTFs appear to increase affordable housing initiatives across the state, from rural counties to large urban centers⁷. A Washington, DC-based study suggests that HTFs in conjunction with other programs and policies can support affordable housing options⁸. However, additional evidence is needed to confirm effects.

HTFs can prioritize energy efficiency improvements for affordable housing units, which can reduce energy use and expenditures^{9,10}. Many households with low incomes spend 20% or more of their income on energy costs⁹; heating is usually the largest household energy expense, often comprising 35% to 50% of annual energy bills¹⁰. Experts suggest HTFs that help households reduce energy use for heating can substantially reduce household greenhouse gas pollution that contributes to climate change, improve rent stability, and improve residents' quality of life^{9,10}.



Households experiencing energy insecurity usually include children, racial or ethnic minorities, and long-term residents of neighborhoods with homes in poor condition¹¹. Black households experience the most severe energy insecurity which experts suggest may be a product of residential segregation and housing discrimination^{11, 12}. HTFs that are part of multi-component initiatives that include weatherization assistance and energy efficient home improvements may improve the quality and value of homes, which supports potential wealth accumulation, addresses the disproportionate burden of energy insecurity on Black households, and helps reduce the racial wealth divide¹². HTFs that increase paths to homeownership and support homeowners with low incomes may help reduce the racial wealth divide, since a significant part of the racial wealth divide at all income levels relates to lower homeownership rates and lower home values for people of color^{13, 14, 15}.

Impact on Disparities

Likely to decrease disparities

<https://www.countyhealthrankings.org/take-action-to-improve-health/what-works-for-health/strategies/housing-trust-funds>

Performance Report

Mandatory Standard Performance Measures

Number of people or households receiving eviction prevention services (including legal representation)	0
Number of affordable housing units preserved or developed	331



Affordable Housing Trust Fund – Phase II

LFUCG Project ID: AR_AHT_2023

Treasury Portal Project ID:

Project Budget: \$3,125,000

Project Status: Completed Less Than 50%

Cumulative Obligation: \$2,316,452

Cumulative Expenditure: \$1,440,274

Program Income: \$0

Project Expenditure Category: *EC 2: Negative Economic Impacts, 2.15: Long-Term Housing Security: Affordable Housing*

Evidence Based Funding Total: \$3,125,000

Equity Based Funding Total: \$3,125,000

Subrecipients

Lexington-Fayette Housing Authority (Pemberton Apartments) - \$516,452

Davis Park Station, LLLP - \$1,300,000

Briarwood Lexington Housing, LP - \$500,000

Project Overview

ARPA funds are being allocated for the new construction and preservation of affordable housing units in Fayette County, Kentucky. The funds will be distributed across multiple affordable housing projects. These units will serve lower income households whose household income is less than 60% of Fayette County's area median income.

The purpose of the program is to provide grants to developers/owners for the new construction and preservation of affordable housing units. These grants will reduce the debt service paid by the developers/owners and in turn will result in lower rents being charged to low-income tenants.



LEXINGTON
*Housing, Advocacy &
Community Development*



LEXINGTON

The funds will provide safe, quality affordable housing for households whose incomes are at or below 60% of area median income in Fayette County, Kentucky. Lower income households were disproportionately impacted by COVID-19.

Treasury has determined that the development of affordable housing to increase supply of affordable and high-quality living units are responsive to the needs of impacted populations, not only disproportionately impacted populations. The final rule reflects this clarification and builds on the objectives state in the interim final rule to improve access to stable, affordable housing, including through interventions that increase the supply of affordable and high-quality living units, improve housing security and support durable and sustainable homeownership.

<https://www.lexingtonky.gov/departments/office-affordable-housing>

Project Demographic Distribution

Impacted households that experienced increased food or housing insecurity

Impacted households that qualify for certain programs

Impacted low or moderate income households or populations

Capital Expenditure

Yes – Affordable Housing

Use of Evidence

County Health Rankings

Housing trust funds

Housing trust funds (HTFs) work to facilitate affordable, quality housing by creating or maintaining housing for families with low incomes; subsidizing rental housing; and supporting non-profit housing developers. Trust funds may also assist homebuyers with low incomes through down payment support, counseling, or interest subsidies, and may provide gap financing. HTFs exist at federal, state, county, and city levels.

Expected Beneficial Outcomes (Rated)

Increased access to affordable housing

Increased access to quality housing

Other Potential Beneficial Outcomes

Reduced energy expenditures

Reduced energy use

Evidence of Effectiveness



Housing trust funds (HTFs) are a suggested strategy to increase affordable, quality housing options^{1,2} and minimize the displacement of residents with low incomes that can follow such neighborhood improvements³. Housing improvements have been shown to positively affect health outcomes, especially when improvements address warmth and energy efficiency⁴. HTFs may help meet the housing needs of families with low incomes, including the needs of those with the lowest incomes⁵; program funds are typically designated for these families⁶. In a Florida-based study, HTFs appear to increase affordable housing initiatives across the state, from rural counties to large urban centers⁷. A Washington, DC-based study suggests that HTFs in conjunction with other programs and policies can support affordable housing options⁸. However, additional evidence is needed to confirm effects.

HTFs can prioritize energy efficiency improvements for affordable housing units, which can reduce energy use and expenditures^{9,10}. Many households with low incomes spend 20% or more of their income on energy costs⁹; heating is usually the largest household energy expense, often comprising 35% to 50% of annual energy bills¹⁰. Experts suggest HTFs that help households reduce energy use for heating can substantially reduce household greenhouse gas pollution that contributes to climate change, improve rent stability, and improve residents' quality of life^{9,10}.

Households experiencing energy insecurity usually include children, racial or ethnic minorities, and long-term residents of neighborhoods with homes in poor condition¹¹. Black households experience the most severe energy insecurity which experts suggest may be a product of residential segregation and housing discrimination^{11,12}. HTFs that are part of multi-component initiatives that include weatherization assistance and energy efficient home improvements may improve the quality and value of homes, which supports potential wealth accumulation, addresses the disproportionate burden of energy insecurity on Black households, and helps reduce the racial wealth divide¹². HTFs that increase paths to homeownership and support homeowners with low incomes may help reduce the racial wealth divide, since a significant part of the racial wealth divide at all income levels relates to lower homeownership rates and lower home values for people of color^{13,14,15}.

Impact on Disparities

Likely to decrease disparities

<https://www.countyhealthrankings.org/take-action-to-improve-health/what-works-for-health/strategies/housing-trust-funds>

Performance Report

Mandatory Standard Performance Measures

Number of people or households receiving eviction prevention services (including legal representation)	0
Number of affordable housing units preserved or developed	282



Affordable Housing Trust Fund – Phase III

LFUCG Project ID: AR_AHT_2024

Treasury Portal Project ID: AR_AHT_2024

Project Budget: \$4,001,790

Project Status: Not Started

Cumulative Obligation: \$0

Cumulative Expenditure: \$0

Program Income: \$0

Project Expenditure Category: *EC 2: Negative Economic Impacts, 2.15: Long-Term Housing Security: Affordable Housing*

Evidence Based Funding Total: \$4,001,790

Equity Based Funding Total: \$4,001,790

Subrecipients

Project Overview

ARPA funds w allocated for the new construction and preservation of affordable housing units in Fayette County, Kentucky. The funds will be distributed across multiple affordable housing projects. These units will serve lower income households whose household income is less than 60% of Fayette County's area median income.

The purpose of the program is to provide grants to developers/owners for the new construction and preservation of affordable housing units. These grants will reduce the debt service paid by the developers/owners and in turn will result in lower rents being charged to low-income tenants.

The funds will provide safe, quality affordable housing for households whose incomes are at or below 60% of area median income in Fayette County, Kentucky. Lower income households were disproportionately impacted by COVID-19.

Treasury has determined that the development of affordable housing to increase supply of affordable and high-quality living units are responsive to the needs of impacted populations, not only disproportionately impacted populations. The final rule reflects this clarification and builds on the objectives state in the interim final rule to improve access to stable, affordable housing, including through interventions that increase the supply of affordable and high-quality living units, improve housing security and support durable and sustainable homeownership.

<https://www.lexingtonky.gov/departments/office-affordable-housing>



LEXINGTON
*Housing, Advocacy &
Community Development*



LEXINGTON

Project Demographic Distribution

Impacted households that experienced increased food or housing insecurity

Impacted households that qualify for certain programs

Impacted low or moderate income households or populations

Capital Expenditure

Yes – Affordable Housing

Use of Evidence

County Health Rankings

Housing trust funds

Housing trust funds (HTFs) work to facilitate affordable, quality housing by creating or maintaining housing for families with low incomes; subsidizing rental housing; and supporting non-profit housing developers. Trust funds may also assist homebuyers with low incomes through down payment support, counseling, or interest subsidies, and may provide gap financing. HTFs exist at federal, state, county, and city levels.

Expected Beneficial Outcomes (Rated)

Increased access to affordable housing

Increased access to quality housing

Other Potential Beneficial Outcomes

Reduced energy expenditures

Reduced energy use

Evidence of Effectiveness

Housing trust funds (HTFs) are a suggested strategy to increase affordable, quality housing options^{1, 2} and minimize the displacement of residents with low incomes that can follow such neighborhood improvements³. Housing improvements have been shown to positively affect health outcomes, especially when improvements address warmth and energy efficiency⁴. HTFs may help meet the housing needs of families with low incomes, including the needs of those with the lowest incomes⁵; program funds are typically designated for these families⁶. In a Florida-based study, HTFs appear to increase affordable housing initiatives across the state, from rural counties to large urban centers⁷. A Washington, DC-based study suggests that HTFs in conjunction with other programs and policies can support affordable housing options⁸. However, additional evidence is needed to confirm effects.

HTFs can prioritize energy efficiency improvements for affordable housing units, which can reduce energy use and expenditures^{9, 10}. Many households with low incomes spend 20% or more of their income on energy costs⁹; heating is usually the largest household energy expense, often comprising 35%



to 50% of annual energy bills¹⁰. Experts suggest HTFs that help households reduce energy use for heating can substantially reduce household greenhouse gas pollution that contributes to climate change, improve rent stability, and improve residents' quality of life^{9, 10}.

Households experiencing energy insecurity usually include children, racial or ethnic minorities, and long-term residents of neighborhoods with homes in poor condition¹¹. Black households experience the most severe energy insecurity which experts suggest may be a product of residential segregation and housing discrimination^{11, 12}. HTFs that are part of multi-component initiatives that include weatherization assistance and energy efficient home improvements may improve the quality and value of homes, which supports potential wealth accumulation, addresses the disproportionate burden of energy insecurity on Black households, and helps reduce the racial wealth divide¹². HTFs that increase paths to homeownership and support homeowners with low incomes may help reduce the racial wealth divide, since a significant part of the racial wealth divide at all income levels relates to lower homeownership rates and lower home values for people of color^{13, 14, 15}.

Impact on Disparities

Likely to decrease disparities

<https://www.countyhealthrankings.org/take-action-to-improve-health/what-works-for-health/strategies/housing-trust-funds>

Performance Report

Mandatory Standard Performance Measures

Number of people or households receiving eviction prevention services (including legal representation)	0
Number of affordable housing units preserved or developed	0



Office of Homelessness Prevention and Intervention (OHPI) FY 2022

LFUCG Project ID: AR_OHPI_2022

Treasury Portal Project ID: AR_OHPI_2022

Project Budget: \$642,893

Project Status: **Completed**

Cumulative Obligation: \$642,893

Cumulative Expenditure: \$642,893

Program Income: \$0

Project Expenditure Category: *EC 2: Negative Economic Impacts, 2.16 Long-Term Housing Security: Services for Unhoused Persons*

Evidence Based Funding Total: \$642,893

Equity Based Funding Total: \$642,893

Subrecipients

[Welcome House, Inc.](#)

[Mountain Comprehensive Care Center Inc.](#)

[Community Action Council for Lexington-Fayette, Bourbon, Harrison and Nicholas Counties](#)

[Cloudburst Consulting Group](#)

[Bluegrass Care Navigators](#)

Project Overview

The Office of Homelessness Prevention and Intervention (OHPI) was created in 2014 in response to the Report of the Mayor's Commission on Homelessness. The OHPI is the collaborative applicant and lead organization for the city's CoC. The Lexington CoC is the planning body in the community that coordinates the policies, strategies and activities to prevent and reduce homelessness. The city's two-person team coordinates activities and planning for providers, stakeholders, and affected citizens to ensure an efficient and effective system offering everyone access to shelter, food, employment, housing, and other basic needs and opportunities. The office serves as an information source and assists with problem-solving and communications for difficult situations requiring



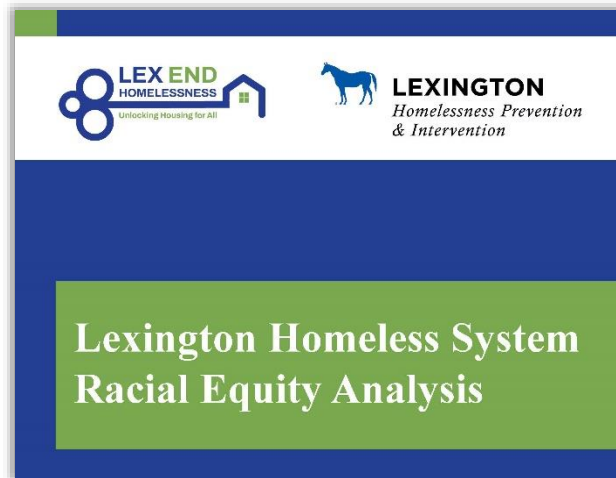
LEXINGTON
*Housing, Advocacy &
Community Development*



LEXINGTON

multiple resources and organizations. Funding includes awards to non-profit partners directly serving individuals and families experiencing homelessness.

The ARPA funding allowed the OHPI to complete multiple projects and provide programs including *The Lexington Homeless System Racial Equity Analysis*, street outreach services and funding for temporary shelter and the development and distribution of new resource cards.



LEXINGTON COMMUNITY SHELTERS

DAY CENTERS		OVERNIGHT SHELTERS	
Arbor Youth - Outreach Center	859-254-2501 540 W. 3rd St. Youth 18 – 24 yrs	Hope Center	859-252-7881 360 W. Loudon Ave Men 18 and over
Lexington Rescue Mission	859- 381-9600 444 Glen Arvin Ave. Breakfast and lunch daily (except Sunday) Laundry services Monday/Wednesday	The Salvation Army	859-252-7706 736 W. Main St. Single women, single parents and their children
New Life Day Center	859-721-2325 224 N. Martin Luther King Blvd. Breakfast (doughnuts) daily except Sunday	Catholic Action Center	859-255-0301 1055 Industry Rd. Unaccompanied men and women over 18
New Vista Drop-in Center	859-721-8505 201 Mechanic St., 2nd Floor Monday – Friday 8 AM – 4 PM	Arbor Youth Services	859-254-2501 Unaccompanied children 0-17 yrs, youth 18-24 yrs
		Greenhouse17	1-800-544-2022 Victims of domestic violence

VISIT LEXENDHOMELESSNESS.COM TO SUPPORT ENDING HOMELESSNESS IN FAYETTE COUNTY





Funding spent prior to July 31st, 2021, was related to costs associated with the Homelessness Management Information System (HMIS), a centralized electronic information database of client information. This database permits sharing of client data between different social service and healthcare organizations, allowing providers to see portions or all the client's records from all agencies combined. This allows for a clear picture of a client's history and current status. Each year, over 4,000 clients are entered into this database from the local community. This allows the community the ability to "talk" to one another and provide the most effective and efficient services to clients.

<https://www.lexingtonky.gov/departments/office-of-homelessness-prevention-and-intervention>

Project Demographic Distribution

Impacted households that experienced increased food or housing insecurity

Disproportionately impacted low-income households and populations

Capital Expenditure

No

Use of Evidence



LEXINGTON

Results First Clearinghouse Findings

Electronic health information exchange ✕Clearinghouse: ●

Electronic health information exchange (HIE) is the electronic sharing of patient data between different health care organizations, allowing providers to see portions of a patient's medical record (e.g., test results, immunization histories, imaging studies, etc.) outside the patient's usual clinic. Systems must be interoperable, i.e., capable of 'talking to each other,' to support health information exchange. Electronic health records (EHRs) designed to exchange information with other EHRs, health information technology systems interfacing with EHRs, patient portals for physicians without EHRs, and regional health information organizations (RHIO) that pool data from different organizations in a centralized database are all examples of health information exchange. [Read less](#)

Clearinghouse:

What Works for Health

Settings:

Hospital/treatment center

Clearinghouse rating:

Some Evidence

Ages:

Not specified

Outcomes:

Improved quality of care

Target populations:

Not specified



Housing First

Housing First programs address chronic homelessness by providing rapid access to permanent housing, without a pre-condition of treatment, along with ongoing support services such as crisis intervention, needs assessment, and case management. A form of permanent supportive housing, the program usually serves individuals who are chronically homeless and have persistent mental illness or problems with substance abuse and addiction. Clients can be placed in apartments throughout a community¹ or a centralized housing location with on-site support for those requiring more intensive services; clients receive housing regardless of substance use². Unlike standard rapid re-housing programs, there are no time limits for Housing First program participation³.

Expected Beneficial Outcomes (Rated)

- Reduced homelessness
- Increased housing stability
- Reduced hospital utilization

Other Potential Beneficial Outcomes

- Improved mental health
- Improved well-being
- Increased substance use disorder treatment



Evidence of Effectiveness

There is strong evidence that Housing First programs reduce homelessness^{4, 5, 6, 7}, increase housing stability^{4, 5, 7, 8, 9, 10, 11}, and reduce hospital utilization^{11, 12, 13, 14}.

Housing First programs improve housing stability for people with mental disorders^{5, 7, 10}, including homeless youth⁹, particularly when programs include strong case management⁴. Programs can also increase housing stability for veterans¹¹, chronically homeless individuals¹⁵, and survivors of domestic violence and their families¹⁶. Housing First programs reduce hospital utilization among veterans¹¹ and individuals with persistent mental illness or problems with substance abuse and addiction^{12, 13, 14}, and decrease utilization of psychiatric hospitals for formerly homeless individuals with mental illness⁶.

Housing First programs can improve mental health and well-being for participants^{14, 17}, and may also increase treatment for substance abuse and addiction^{7, 14}. Programs with strong case management components can improve participants' functioning in the community¹². Program participants report significantly higher quality of life than non-participants, as well as greater safety and comfort in their new dwellings².

An Alaska-based study of a Housing First program for chronically homeless individuals indicates such programs can reduce homelessness, improve physical and mental health, and increase social engagement among participants¹⁵. Programs for domestic violence survivors and their families appear to



increase housing stability, safety, and well-being; participants often do not require substantial financial assistance at program completion¹⁶.

Housing First programs may reduce substance misuse and severe alcohol problems^{8, 18}; however, in some instances substance use-related outcomes do not differ significantly between participants and non-participants¹⁹. Additional evidence is needed to confirm the effects of program participation on substance abuse⁸.

Strong partnerships between Housing First program staff and landlord associations can support gains in housing stability. Connecting program staff with clients of the same ethnic or racial background often results in the most successful working relationships¹. Using video calling to connect program participants and staff can increase program reach²⁰. Programs which encourage community integration and supportive social networks can contribute to long-term housing stability⁸.

Housing First programs decrease costs to shelters^{10, 21} and emergency departments²¹. The rapid re-housing component of Housing First can reduce costs associated with hospitalizations and treatment for individuals with persistent mental illness and substance abuse problems^{22, 23}. Early studies suggest Housing First programs generally also cost less than programs that require sobriety or treatment prior to providing housing⁶.

Impact on Disparities

Likely to decrease disparities

<https://www.countyhealthrankings.org/take-action-to-improve-health/what-works-for-health/strategies/housing-first>

Performance Report

Mandatory Standard Performance Measures

Number of people or households receiving eviction prevention services (including legal representation)	0
Number of affordable housing units preserved or developed	0

Additional Performance Measures

Number of HMIS licenses provided to social service and health agencies	92
Number of agencies provided access to HMIS	21
Number of individuals receiving services or shelter	1,374
Number of households receiving services or shelter	1,057



Office of Homelessness Prevention and Intervention (OHPI) FY 2023

LFUCG Project ID: AR_OHPI_2023

Treasury Portal Project ID: OHPI23

Project Budget: \$824,764

Project Status: Completed 50% or More

Cumulative Obligation: \$824,439

Cumulative Expenditure: \$769,316

Program Income: \$0

Project Expenditure Category: *EC 2: Negative Economic Impacts, 2.16 Long-Term Housing Security: Services for Unhoused Persons*

Evidence Based Funding Total: \$824,764

Equity Based Funding Total: \$824,764

Subrecipients

[Community Action Council for Lexington-Fayette, Bourbon, Harrison and Nicholas Counties](#)

[Welcome House](#)

[Untold Content](#)

Project Overview

The Office of Homelessness Prevention and Intervention was created in 2014 in response to the Report of the Mayor's Commission on Homelessness. The OHPI is the collaborative applicant and lead organization for the city's Continuum of Care (CoC).

The Lexington CoC is the planning body in the community that coordinates the policies, strategies and activities to prevent and reduce homelessness. The city's two-person team coordinates activities and planning for providers, stakeholders, and affected citizens to ensure an efficient and effective system offering everyone access to shelter, food, employment, housing, and other basic needs and opportunities. The office serves as an information source and assists with problem-solving and communications for difficult situations requiring multiple resources and organizations. Funding includes awards to non-profit partners directly serving individuals and families experiencing homelessness.



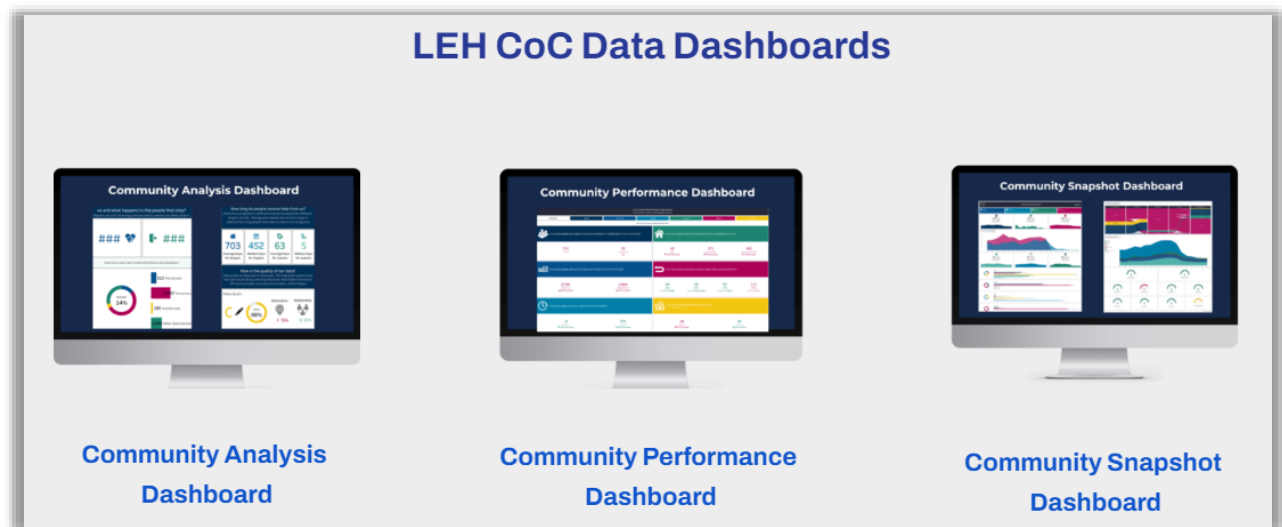
LEXINGTON
*Housing, Advocacy &
Community Development*



LEXINGTON

The Homelessness Management Information System (HMIS) is a centralized electronic information database of client information. This database permits sharing of client data between different social service and healthcare organizations, allowing providers to see portions or all the client's records from all agencies combined. This allows for a clear picture of a client's history and current status. Each year, over 4,000 clients are entered into this database from the local community. This allows the community the ability to "talk" to one another and provide the most effective and efficient services to clients.

Funds were used to generate an updated, more user friendly and engaging data dashboard.



[Data Dashboards - Lex End Homelessness](#)

Additionally, the OHPI office presence on social media has been augmented significantly.



<https://www.lexingtonky.gov/departments/office-of-homelessness-prevention-and-intervention>

Project Demographic Distribution



LEXINGTON

Impacted households that experienced increased food or housing insecurity

Disproportionately impacted low-income households and populations

Capital Expenditure

No

Use of Evidence

Results First Clearinghouse Findings

Electronic health information exchange X

Clearinghouse: ●

Electronic health information exchange (HIE) is the electronic sharing of patient data between different health care organizations, allowing providers to see portions of a patient's medical record (e.g., test results, immunization histories, imaging studies, etc.) outside the patient's usual clinic. Systems must be interoperable, i.e., capable of 'talking to each other,' to support health information exchange. Electronic health records (EHRs) designed to exchange information with other EHRs, health information technology systems interfacing with EHRs, patient portals for physicians without EHRs, and regional health information organizations (RHIO) that pool data from different organizations in a centralized database are all examples of health information exchange. [Read less](#)

<p>Clearinghouse: What Works for Health</p> <p>Clearinghouse rating: Some Evidence</p> <p>Outcomes: Improved quality of care</p>	<p>Settings: Hospital/treatment center</p> <p>Ages: Not specified</p> <p>Target populations: Not specified</p>
---	---

Housing First

Housing First programs address chronic homelessness by providing rapid access to permanent housing, without a pre-condition of treatment, along with ongoing support services such as crisis intervention, needs assessment, and case management. A form of permanent supportive housing, the program usually serves individuals who are chronically homeless and have persistent mental illness or problems with substance abuse and addiction. Clients can be placed in apartments throughout a community¹ or a centralized housing location with on-site support for those requiring more intensive services; clients receive housing regardless of substance use². Unlike standard rapid re-housing programs, there are no time limits for Housing First program participation³.

Expected Beneficial Outcomes (Rated)

- Reduced homelessness
- Increased housing stability
- Reduced hospital utilization

Other Potential Beneficial Outcomes



LEXINGTON

- Improved mental health
- Improved well-being
- Increased substance use disorder treatment

Evidence of Effectiveness

There is strong evidence that Housing First programs reduce homelessness^{4, 5, 6, 7}, increase housing stability^{4, 5, 7, 8, 9, 10, 11}, and reduce hospital utilization^{11, 12, 13, 14}.

Housing First programs improve housing stability for people with mental disorders^{5, 7, 10}, including homeless youth⁹, particularly when programs include strong case management⁴. Programs can also increase housing stability for veterans¹¹, chronically homeless individuals¹⁵, and survivors of domestic violence and their families¹⁶. Housing First programs reduce hospital utilization among veterans¹¹ and individuals with persistent mental illness or problems with substance abuse and addiction^{12, 13, 14}, and decrease utilization of psychiatric hospitals for formerly homeless individuals with mental illness⁶.

Housing First programs can improve mental health and well-being for participants^{14, 17}, and may also increase treatment for substance abuse and addiction^{7, 14}. Programs with strong case management components can improve participants' functioning in the community¹². Program participants report significantly higher quality of life than non-participants, as well as greater safety and comfort in their new dwellings².

An Alaska-based study of a Housing First program for chronically homeless individuals indicates such programs can reduce homelessness, improve physical and mental health, and increase social engagement among participants¹⁵. Programs for domestic violence survivors and their families appear to increase housing stability, safety, and well-being; participants often do not require substantial financial assistance at program completion¹⁶.

Housing First programs may reduce substance misuse and severe alcohol problems^{8, 18}; however, in some instances substance use-related outcomes do not differ significantly between participants and non-participants¹⁹. Additional evidence is needed to confirm the effects of program participation on substance abuse⁸.

Strong partnerships between Housing First program staff and landlord associations can support gains in housing stability. Connecting program staff with clients of the same ethnic or racial background often results in the most successful working relationships¹. Using video calling to connect program participants and staff can increase program reach²⁰. Programs which encourage community integration and supportive social networks can contribute to long-term housing stability⁸.

Housing First programs decrease costs to shelters^{10, 21} and emergency departments²¹. The rapid re-housing component of Housing First can reduce costs associated with hospitalizations and treatment for individuals with persistent mental illness and substance abuse problems^{22, 23}. Early studies suggest Housing First programs generally also cost less than programs that require sobriety or treatment prior to providing housing⁶.

Impact on Disparities

Likely to decrease disparities



<https://www.countyhealthrankings.org/take-action-to-improve-health/what-works-for-health/strategies/housing-first>

Performance Report

Mandatory Standard Performance Measures

Number of people or households receiving eviction prevention services (including legal representation)	0
Number of affordable housing units preserved or developed	0

Additional Performance Measures

Number of HMIS licenses provided to social service and health agencies	95
Number of agencies provided access to HMIS	18
Number of individuals receiving services or shelter	918
Number of households receiving services or shelter	709



Office of Homelessness Prevention and Intervention (OHPI) FY 2024

LFUCG Project ID: AR_OHPI_2024

Treasury Portal Project ID: OHPI24

Project Budget: \$750,000

Project Status: Completed 50% or More

Cumulative Obligation: \$670,512

Cumulative Expenditure: \$514,285

Program Income: \$0

Project Expenditure Category: *EC 2: Negative Economic Impacts, 2.16 Long-Term Housing Security: Services for Unhoused Persons*

Evidence Based Funding Total: \$750,000

Equity Based Funding Total: \$750,000

Subrecipients

[Hope Center](#)

[Bluegrass Care Navigators](#)

[Community Action Council for Lexington-Fayette, Bourbon, Harrison and Nicholas Counties](#)

Project Overview

The Office of Homelessness Prevention and Intervention was created in 2014 in response to the Report of the Mayor's Commission on Homelessness. The OHPI is the collaborative applicant and lead organization for the city's Continuum of Care. The Lexington CoC is the planning body in the community that coordinates the policies, strategies and activities to prevent and reduce homelessness. The city's two-person team coordinates activities and planning for providers, stakeholders, and affected citizens to ensure an efficient and effective system offering everyone access to shelter, food, employment, housing, and other basic needs and opportunities. The office serves as an information source and assists with problem-solving and communications for difficult situations requiring multiple resources and organizations. Funding includes awards to non-profit partners directly serving individuals and families experiencing homelessness.



LEXINGTON
*Housing, Advocacy &
Community Development*



LEXINGTON
*Homelessness Prevention
& Intervention*



LEXINGTON

The Homelessness Management Information System (HMIS) is a centralized electronic information database of client information. This database permits sharing of client data between different social service and healthcare organizations, allowing providers to see portions or all the client's records from all agencies combined. This allows for a clear picture of a client's history and current status. Each year, over 4,000 clients are entered into this database from the local community. This allows the community the ability to "talk" to one another and provide the most effective and efficient services to clients.

<https://www.lexingtonky.gov/departments/office-of-homelessness-prevention-and-intervention>

Project Demographic Distribution

Impacted households that experienced increased food or housing insecurity

Disproportionately impacted low-income households and populations

Capital Expenditure

No

Use of Evidence

Results First Clearinghouse Findings

Electronic health information exchange ✕

Clearinghouse: ●

Electronic health information exchange (HIE) is the electronic sharing of patient data between different health care organizations, allowing providers to see portions of a patient's medical record (e.g., test results, immunization histories, imaging studies, etc.) outside the patient's usual clinic. Systems must be interoperable, i.e., capable of 'talking to each other,' to support health information exchange. Electronic health records (EHRs) designed to exchange information with other EHRs, health information technology systems interfacing with EHRs, patient portals for physicians without EHRs, and regional health information organizations (RHIO) that pool data from different organizations in a centralized database are all examples of health information exchange. [Read less](#)

<p>Clearinghouse: What Works for Health</p> <p>Clearinghouse rating: Some Evidence</p> <p>Outcomes: Improved quality of care</p>	<p>Settings: Hospital/treatment center</p> <p>Ages: Not specified</p> <p>Target populations: Not specified</p>
---	---

Housing First

Housing First programs address chronic homelessness by providing rapid access to permanent housing, without a pre-condition of treatment, along with ongoing support services such as crisis intervention, needs assessment, and case management. A form of permanent supportive housing, the program usually serves individuals who are chronically homeless and have persistent mental illness or problems with substance abuse and addiction. Clients can be placed in apartments throughout a community¹ or a centralized housing location with on-site support for those requiring more intensive services; clients



receive housing regardless of substance use². Unlike standard rapid re-housing programs, there are no time limits for Housing First program participation³.

Expected Beneficial Outcomes (Rated)

- Reduced homelessness
- Increased housing stability
- Reduced hospital utilization

Other Potential Beneficial Outcomes

- Improved mental health
- Improved well-being
- Increased substance use disorder treatment

Evidence of Effectiveness



There is strong evidence that Housing First programs reduce homelessness^{4, 5, 6, 7}, increase housing stability^{4, 5, 7, 8, 9, 10, 11}, and reduce hospital utilization^{11, 12, 13, 14}.

Housing First programs improve housing stability for people with mental disorders^{5, 7, 10}, including homeless youth⁹, particularly when programs include strong case management⁴. Programs can also increase housing stability for veterans¹¹, chronically homeless individuals¹⁵, and survivors of domestic violence and their families¹⁶. Housing First programs reduce hospital utilization among veterans¹¹ and individuals with persistent mental illness or problems with substance abuse and addiction^{12, 13, 14}, and decrease utilization of psychiatric hospitals for formerly homeless individuals with mental illness⁶.

Housing First programs can improve mental health and well-being for participants^{14, 17}, and may also increase treatment for substance abuse and addiction^{7, 14}. Programs with strong case management components can improve participants' functioning in the community¹². Program participants report significantly higher quality of life than non-participants, as well as greater safety and comfort in their new dwellings⁴.

An Alaska-based study of a Housing First program for chronically homeless individuals indicates such programs can reduce homelessness, improve physical and mental health, and increase social engagement among participants¹⁵. Programs for domestic violence survivors and their families appear to increase housing stability, safety, and well-being; participants often do not require substantial financial assistance at program completion¹⁶.

Housing First programs may reduce substance misuse and severe alcohol problems^{8, 18}; however, in some instances substance use-related outcomes do not differ significantly between participants and non-participants¹⁹. Additional evidence is needed to confirm the effects of program participation on substance abuse⁸.

Strong partnerships between Housing First program staff and landlord associations can support gains in housing stability. Connecting program staff with clients of the same ethnic or racial background often results in the most successful working relationships¹. Using video calling to connect program participants

and staff can increase program reach²⁰. Programs which encourage community integration and supportive social networks can contribute to long-term housing stability⁸.

Housing First programs decrease costs to shelters^{10, 21} and emergency departments²¹. The rapid re-housing component of Housing First can reduce costs associated with hospitalizations and treatment for individuals with persistent mental illness and substance abuse problems^{22, 23}. Early studies suggest Housing First programs generally also cost less than programs that require sobriety or treatment prior to providing housing⁶.

Impact on Disparities

Likely to decrease disparities

<https://www.countyhealthrankings.org/take-action-to-improve-health/what-works-for-health/strategies/housing-first>

Performance Report

Mandatory Standard Performance Measures

Number of people or households receiving eviction prevention services (including legal representation)	0
Number of affordable housing units preserved or developed	0

Additional Performance Measures

Number of individuals receiving services or shelter	504
Number of households receiving services or shelter	461



Homelessness Contract – Transitional Housing Pilot Program

LFUCG Project ID: AR_THSNG_2022

Treasury Portal Project ID: TRADHOUSPIL

Project Budget: \$3,717,025

Project Status: **Completed**

Cumulative Obligation: \$3,717,025

Cumulative Expenditure: \$3,717,025

Program Income: \$0

Project Expenditure Category: *EC 2: Negative Economic Impacts, 2.16 Long-Term Housing Security: Services for Unhoused Persons*

Evidence Based Funding Total: \$3,717,025

Equity Based Funding Total: \$3,717,025

Subrecipient

[Community Action Council for Lexington-Fayette, Bourbon, Harrison and Nicholas Counties](#)

Project Overview

The Transitional Housing Pilot Program (THPP) served 281 households (540 individuals) experiencing homelessness through time-limited transitional housing utilizing a scattered-site program model, intensive case management services, housing navigation services, and facilitation of coordinated entry. Case managers helped the participants secure basic household and personal needs, including accessing medical, physical and mental health providers; overcoming barriers that led to housing loss; and providing an array of services to help them achieve individual goals in areas such as education.

<https://www.capky.org/>

Project Demographic Distribution

Impacted households that experienced increased food or housing insecurity



LEXINGTON

Disproportionately impacted low-income households and populations

Capital Expenditure

No

Use of Evidence

Rapid re-housing programs

Rapid re-housing programs provide support services to move families or individuals experiencing homelessness into permanent housing, usually within 30 days. Support services vary; core components often include help finding permanent housing, case management, social services, and short-term financial assistance for move-in costs and rent. Program staff may also assist with landlord negotiations. Assistance typically lasts four-six months but may extend up to 18 months. Rapid re-housing programs are available to anyone experiencing homelessness, and often serve military veterans and their families, but may not be appropriate for individuals who are chronically homeless or need permanent supportive housing. Individuals typically connect with rapid re-housing programs through emergency shelters, food pantries, and other social service programs^{1, 2, 3}. Programs sometimes focus on specific groups, such as families with school-aged children⁴ or survivors of domestic violence⁵.



Expected Beneficial Outcomes (Rated)

Reduced homelessness
Improved access to social services

Other Potential Beneficial Outcomes

Increased housing stability
Increased food security
Improved health outcomes
Improved mental health
Increased income
Increased employment
Reduced drug and alcohol use
Reduced absenteeism
Improved child behavior



Evidence of Effectiveness

There is some evidence that rapid re-housing programs decrease the length of time individuals and families remain homeless^{2, 6, 7, 8, 9, 10} and increase access to social services^{2, 7, 8}. Rapid re-housing programs



LEXINGTON

may also increase housing stability^{6, 7, 9, 10}, particularly for families who are newly homeless⁷ or those who need only short-term support¹¹. However, additional evidence is needed to confirm effects.

Rapid re-housing efforts can decrease rates of homelessness^{2, 12} and increase shelter turnover rates, enabling shelters to assist more people^{2, 13}. Evaluations of programs that serve military veterans and their families indicate approximately 75% of participants have permanent housing without assistance after exiting rapid re-housing programs^{10, 14, 15}; other family-focused rapid re-housing programs yield similar results⁷. Only a small portion of rapid re-housing participants return to homelessness after program completion^{8, 12, 16}; those at higher risk include blacks, veterans, and individuals whose incomes do not increase following housing placement¹⁰. Studies suggest single mothers, particularly survivors of trauma and abuse, may require added support services to ensure stable housing^{13, 17}.

Program participation can increase family income^{6, 13} and employment⁶, and improve financial stability⁹. Rapid re-housing programs can increase food security more than usual care and transitional housing^{13, 18} and improve well-being for adults and children⁶. Programs may also improve mental and short-term physical health for heads of households^{6, 18} and reduce drug and alcohol use more than transitional housing¹⁸. Rapid re-housing also appears to reduce school absences and child behavior issues¹⁸.

Program evaluations suggest three core components of successful rapid re-housing programs: housing identification, often in partnership with landlords; rent and move-in assistance; and case management and services that connect with other providers¹⁶. Partnerships between shelters, agencies, funding organizations, and landlords can increase efficiency of implementation and reduce redundancy in procedures^{7, 19}.

Requirements to secure housing and employment in a short time period and to regularly recertify can be barriers to participation in rapid re-housing programs. After leaving the program, some families may have difficulty paying their full rent without subsidies^{7, 12, 20}.

Researchers suggest that rapid re-housing programs are a scalable and cost-effective homelessness crisis response intervention^{11, 16}. Rapid re-housing programs are more cost-effective than transitional housing programs and shelters^{3, 13, 16, 18}. Rapid re-housing costs about \$900 per month/per-family; transitional housing ranges from \$1,260 to \$6,300 per family¹⁸; costs for rapid re-housing differ based on local rental rates^{12, 18}. Financial support to cover move-in costs such as first and last month's rent, security deposits, and utility payments are the largest program costs^{2, 7}.

Impact on Disparities

Likely to decrease disparities

<https://www.countyhealthrankings.org/take-action-to-improve-health/what-works-for-health/strategies/rapid-re-housing-programs>

Performance Report

Mandatory Standard Performance Measures



LEXINGTON

Number of people or households receiving eviction prevention services (including legal representation)	0
Number of affordable housing units preserved or developed	11



Homelessness Contract – Non-Shelter Eligible Families/Individuals with Pets

LFUCG Project ID: AR_OHPITIP_2023

Treasury Portal Project ID: NonShelterElig

Project Budget: \$159,828

Project Status: **Completed**

Cumulative Obligation: \$159,828

Cumulative Expenditure: \$159,828

Program Income: \$0

Project Expenditure Category: *EC 2: Negative Economic Impacts, 2.16 Long-Term Housing Security: Services for Unhoused Persons*

Evidence Based Funding Total: \$159,828

Equity Based Funding Total: \$159,828

Subrecipient

[Mountain Comprehensive Care Center](#)



Project Overview

This program focused on unsheltered individuals and families with pets. It included rapid rehousing and transition in place housing assistance and supportive services. The Office of Homelessness Prevention and Intervention (OHPI) partnered with Mountain Comprehensive Care utilizing a scattered site model to stabilize the household situation via supportive services, and transitioned the lease to the tenant's name after a period of three to six months.

<https://www.mtcomp.org/>

Project Demographic Distribution

Impacted households that experienced increased food or housing insecurity

Impacted low or moderate income households or populations

Capital Expenditure

No

Use of Evidence



LEXINGTON

Rapid re-housing programs

Rapid re-housing programs provide support services to move families or individuals experiencing homelessness into permanent housing, usually within 30 days. Support services vary; core components often include help finding permanent housing, case management, social services, and short-term financial assistance for move-in costs and rent. Program staff may also assist with landlord negotiations. Assistance typically lasts four-six months but may extend up to 18 months. Rapid re-housing programs are available to anyone experiencing homelessness, and often serve military veterans and their families, but may not be appropriate for individuals who are chronically homeless or need permanent supportive housing. Individuals typically connect with rapid re-housing programs through emergency shelters, food pantries, and other social service programs^{1, 2, 3}. Programs sometimes focus on specific groups, such as families with school-aged children⁴ or survivors of domestic violence⁵.

Expected Beneficial Outcomes (Rated)

Reduced homelessness
Improved access to social services

Other Potential Beneficial Outcomes

Increased housing stability
Increased food security
Improved health outcomes
Improved mental health
Increased income
Increased employment
Reduced drug and alcohol use
Reduced absenteeism
Improved child behavior



Evidence of Effectiveness

There is some evidence that rapid re-housing programs decrease the length of time individuals and families remain homeless^{2, 6, 7, 8, 9, 10} and increase access to social services^{2, 7, 8}. Rapid re-housing programs may also increase housing stability^{6, 7, 9, 10}, particularly for families who are newly homeless⁷ or those who need only short-term support¹¹. However, additional evidence is needed to confirm effects.

Rapid re-housing efforts can decrease rates of homelessness^{2, 12} and increase shelter turnover rates, enabling shelters to assist more people^{2, 13}. Evaluations of programs that serve military veterans and their families indicate approximately 75% of participants have permanent housing without assistance after exiting rapid re-housing programs^{10, 14, 15}; other family-focused rapid re-housing programs yield similar results⁷. Only a small portion of rapid re-housing participants return to homelessness after program completion^{8, 12, 16}; those at higher risk include blacks, veterans, and individuals whose incomes do not increase following housing placement¹⁰. Studies suggest single mothers, particularly survivors of trauma and abuse, may require added support services to ensure stable housing^{13, 17}.



Program participation can increase family income^{6, 13} and employment⁶, and improve financial stability⁹. Rapid re-housing programs can increase food security more than usual care and transitional housing^{13, 18} and improve well-being for adults and children⁶. Programs may also improve mental and short-term physical health for heads of households^{6, 18} and reduce drug and alcohol use more than transitional housing¹⁸. Rapid re-housing also appears to reduce school absences and child behavior issues¹⁸.

Program evaluations suggest three core components of successful rapid re-housing programs: housing identification, often in partnership with landlords; rent and move-in assistance; and case management and services that connect with other providers¹⁶. Partnerships between shelters, agencies, funding organizations, and landlords can increase efficiency of implementation and reduce redundancy in procedures^{7, 19}.

Requirements to secure housing and employment in a short time period and to regularly recertify can be barriers to participation in rapid re-housing programs. After leaving the program, some families may have difficulty paying their full rent without subsidies^{7, 12, 20}.

Researchers suggest that rapid re-housing programs are a scalable and cost-effective homelessness crisis response intervention^{11, 16}. Rapid re-housing programs are more cost-effective than transitional housing programs and shelters^{3, 13, 16, 18}. Rapid re-housing costs about \$900 per month/per-family; transitional housing ranges from \$1,260 to \$6,300 per family¹⁸; costs for rapid re-housing differ based on local rental rates^{12, 18}. Financial support to cover move-in costs such as first and last month's rent, security deposits, and utility payments are the largest program costs^{2, 7}.

Impact on Disparities

Likely to decrease disparities

<https://www.countyhealthrankings.org/take-action-to-improve-health/what-works-for-health/strategies/rapid-re-housing-programs>

Performance Report

Mandatory Standard Performance Measures

Number of people or households receiving eviction prevention services (including legal representation)	14
Number of affordable housing units preserved or developed	0



COVID-19 Alternative Shelter for Winter Warming

LFUCG Project ID: AR_SHLTR_2022

Treasury Portal Project ID: AR_SHLTR_2022

Project Budget: \$1,135,762

Project Status: **Completed**

Cumulative Obligation: \$1,315,762

Cumulative Expenditure: \$1,315,762

Program Income: \$0

Project Expenditure Category: *EC 2: Negative Economic Impacts, 2.16 Long-Term Housing Security: Services for Unhoused Persons*

Evidence Based Funding Total: \$1,135,762

Equity Based Funding Total: \$1,135,762

Subrecipient

[Community Action Council for Lexington-Fayette, Bourbon, Harrison and Nicholas Counties](#)

Project Overview:

An overnight shelter project for those experiencing homelessness provided spatial relief to congregate shelters. Participants were provided overnight emergency shelter as well as basic needs and wrap-around case management services to quickly re-house and stabilize unsheltered households.

<https://www.capky.org/>

Project Demographic Distribution

Impacted households that experienced increased food or housing insecurity

Low or moderate income households and populations

Households that qualify for certain federal programs

Capital Expenditure

No

Use of Evidence

Rapid re-housing programs



LEXINGTON

Rapid re-housing programs provide support services to move families or individuals experiencing homelessness into permanent housing, usually within 30 days. Support services vary; core components often include help finding permanent housing, case management, social services, and short-term financial assistance for move-in costs and rent. Program staff may also assist with landlord negotiations. Assistance typically lasts four-six months but may extend up to 18 months. Rapid re-housing programs are available to anyone experiencing homelessness, and often serve military veterans and their families, but may not be appropriate for individuals who are chronically homeless or need permanent supportive housing. Individuals typically connect with rapid re-housing programs through emergency shelters, food pantries, and other social service programs^{1, 2, 3}. Programs sometimes focus on specific groups, such as families with school-aged children⁴ or survivors of domestic violence⁵.

Expected Beneficial Outcomes (Rated)

Reduced homelessness
Improved access to social services

Other Potential Beneficial Outcomes

Increased housing stability
Increased food security
Improved health outcomes
Improved mental health
Increased income
Increased employment
Reduced drug and alcohol use
Reduced absenteeism
Improved child behavior



Evidence of Effectiveness

There is some evidence that rapid re-housing programs decrease the length of time individuals and families remain homeless^{2, 6, 7, 8, 9, 10} and increase access to social services^{2, 7, 8}. Rapid re-housing programs may also increase housing stability^{6, 7, 9, 10}, particularly for families who are newly homeless⁷ or those who need only short-term support¹¹. However, additional evidence is needed to confirm effects.

Rapid re-housing efforts can decrease rates of homelessness^{2, 12} and increase shelter turnover rates, enabling shelters to assist more people^{2, 13}. Evaluations of programs that serve military veterans and their families indicate approximately 75% of participants have permanent housing without assistance after exiting rapid re-housing programs^{10, 14, 15}; other family-focused rapid re-housing programs yield similar results⁷. Only a small portion of rapid re-housing participants return to homelessness after program completion^{8, 12, 16}; those at higher risk include blacks, veterans, and individuals whose incomes do not increase following housing placement¹⁰. Studies suggest single mothers, particularly survivors of trauma and abuse, may require added support services to ensure stable housing^{13, 17}.

Program participation can increase family income^{6, 13} and employment⁶, and improve financial stability⁹. Rapid re-housing programs can increase food security more than usual care and transitional housing^{13, 18} and improve well-being for adults and children⁶. Programs may also improve mental and



short-term physical health for heads of households^{6, 18} and reduce drug and alcohol use more than transitional housing¹⁸. Rapid re-housing also appears to reduce school absences and child behavior issues¹⁸.

Program evaluations suggest three core components of successful rapid re-housing programs: housing identification, often in partnership with landlords; rent and move-in assistance; and case management and services that connect with other providers¹⁶. Partnerships between shelters, agencies, funding organizations, and landlords can increase efficiency of implementation and reduce redundancy in procedures^{7, 19}.

Requirements to secure housing and employment in a short time period and to regularly recertify can be barriers to participation in rapid re-housing programs. After leaving the program, some families may have difficulty paying their full rent without subsidies^{7, 12, 20}.

Researchers suggest that rapid re-housing programs are a scalable and cost-effective homelessness crisis response intervention^{11, 16}. Rapid re-housing programs are more cost-effective than transitional housing programs and shelters^{3, 13, 16, 18}. Rapid re-housing costs about \$900 per month/per-family; transitional housing ranges from \$1,260 to \$6,300 per family¹⁸; costs for rapid re-housing differ based on local rental rates^{12, 18}. Financial support to cover move-in costs such as first and last month's rent, security deposits, and utility payments are the largest program costs^{2, 7}.

Impact on Disparities

Likely to decrease disparities

<https://www.countyhealthrankings.org/take-action-to-improve-health/what-works-for-health/strategies/rapid-re-housing-programs>

Performance Report

Mandatory Standard Performance Measures

Number of people or households receiving eviction prevention services (including legal representation)	0
Number of affordable housing units preserved or developed	0

Additional Performance Measures

Number of people placed into transitional housing	209
---	-----

Male	125
Female	84
Caucasian	84%
Black/African American	14%
Multiple Races	3%



Winter Warming Shelter FY 2024 - Hope Center

LFUCG Project ID: AR_SHLTR_2024

Treasury Portal Project ID: AR_SHLTR_2024

Project Budget: \$1,072,000

Project Status: **Completed**

Cumulative Obligation: \$1,072,000

Cumulative Expenditure: \$1,072,000

Program Income: \$0

Project Expenditure Category: *EC 2: Negative Economic Impacts, 2.16 Long-Term Housing Security: Services for Unhoused Persons*

Evidence Based Funding Total: \$1,072,000

Equity Based Funding Total: \$1,072,000

Subrecipient

[Hope Center](#)

Project Overview:

An overnight shelter project for those experiencing homelessness provided spatial relief to congregate shelters. Participants were provided overnight shelter as well as basic needs and wrap-around case management services to quickly re-house and stabilize unsheltered households. ARPA funding was also used for site preparation and initial supplies.

Project Demographic Distribution

Impacted households that experienced increased food or housing insecurity

Low or moderate income households and populations

Households that qualify for certain federal programs

Capital Expenditure

No

Use of Evidence



LEXINGTON

Rapid re-housing programs

Rapid re-housing programs provide support services to move families or individuals experiencing homelessness into permanent housing, usually within 30 days. Support services vary; core components often include help finding permanent housing, case management, social services, and short-term financial assistance for move-in costs and rent. Program staff may also assist with landlord negotiations. Assistance typically lasts four-six months but may extend up to 18 months. Rapid re-housing programs are available to anyone experiencing homelessness, and often serve military veterans and their families, but may not be appropriate for individuals who are chronically homeless or need permanent supportive housing. Individuals typically connect with rapid re-housing programs through emergency shelters, food pantries, and other social service programs^{1, 2, 3}. Programs sometimes focus on specific groups, such as families with school-aged children⁴ or survivors of domestic violence⁵.

Expected Beneficial Outcomes (Rated)

Reduced homelessness
Improved access to social services

Other Potential Beneficial Outcomes

Increased housing stability
Increased food security
Improved health outcomes
Improved mental health
Increased income
Increased employment
Reduced drug and alcohol use
Reduced absenteeism
Improved child behavior

Evidence of Effectiveness

There is some evidence that rapid re-housing programs decrease the length of time individuals and families remain homeless^{2, 6, 7, 8, 9, 10} and increase access to social services^{2, 7, 8}. Rapid re-housing programs may also increase housing stability^{6, 7, 9, 10}, particularly for families who are newly homeless⁷ or those who need only short-term support¹¹. However, additional evidence is needed to confirm effects.

Rapid re-housing efforts can decrease rates of homelessness^{2, 12} and increase shelter turnover rates, enabling shelters to assist more people^{2, 13}. Evaluations of programs that serve military veterans and their families indicate approximately 75% of participants have permanent housing without assistance after exiting rapid re-housing programs^{10, 14, 15}; other family-focused rapid re-housing programs yield similar results⁷. Only a small portion of rapid re-housing participants return to homelessness after program completion^{8, 12, 16}; those at higher risk include blacks, veterans, and individuals whose incomes do not increase following housing placement¹⁰. Studies suggest single mothers, particularly survivors of trauma and abuse, may require added support services to ensure stable housing^{13, 17}.



Program participation can increase family income^{6,13} and employment⁶, and improve financial stability⁹. Rapid re-housing programs can increase food security more than usual care and transitional housing^{13, 18} and improve well-being for adults and children⁶. Programs may also improve mental and short-term physical health for heads of households^{6,18} and reduce drug and alcohol use more than transitional housing¹⁸. Rapid re-housing also appears to reduce school absences and child behavior issues¹⁸.

Program evaluations suggest three core components of successful rapid re-housing programs: housing identification, often in partnership with landlords; rent and move-in assistance; and case management and services that connect with other providers¹⁶. Partnerships between shelters, agencies, funding organizations, and landlords can increase efficiency of implementation and reduce redundancy in procedures^{7, 19}.

Requirements to secure housing and employment in a short time period and to regularly recertify can be barriers to participation in rapid re-housing programs. After leaving the program, some families may have difficulty paying their full rent without subsidies^{7, 12, 20}.

Researchers suggest that rapid re-housing programs are a scalable and cost-effective homelessness crisis response intervention^{11, 16}. Rapid re-housing programs are more cost-effective than transitional housing programs and shelters^{3, 13, 16, 18}. Rapid re-housing costs about \$900 per month/per-family; transitional housing ranges from \$1,260 to \$6,300 per family¹⁸; costs for rapid re-housing differ based on local rental rates^{12, 18}. Financial support to cover move-in costs such as first and last month's rent, security deposits, and utility payments are the largest program costs^{2,7}.

Impact on Disparities

Likely to decrease disparities

<https://www.countyhealthrankings.org/take-action-to-improve-health/what-works-for-health/strategies/rapid-re-housing-programs>

Performance Report

Mandatory Standard Performance Measures

Number of people or households receiving eviction prevention services (including legal representation)	0
Number of affordable housing units preserved or developed	0

Additional Performance Measures

Number of people served	1,006
-------------------------	-------





LEXINGTON

Domestic Violence Sheltering - Greenhouse17

LFUCG Project ID: AR_GH17_2022

Treasury Portal Project ID: GNHOUSE

Project Budget: \$400,000

Project Status: **Completed**

Cumulative Obligation: \$400,000

Cumulative Expenditure: \$400,000

Program Income: \$0

Project Expenditure Category: *EC 2: Negative Economic Impacts, 2.16 Long-Term Housing Security: Services for Unhoused Persons*

Evidence Based Funding Total: \$400,000

Equity Based Funding Total: \$400,000

Subrecipient

[Greenhouse17](#)

Project Overview

Greenhouse17 is a shelter in rural Fayette County with 42 secure beds that is fully staffed 24 hours a day. They offer support, counseling, advocacy, shelter, education, and prevention for victims of domestic violence. Greenhouse17 believes that people have a right to a life free of violence.

The ARPA funding is sustaining critical services for homeless victims of domestic violence crimes during the pandemic response and recovery. Examples of essential and allowable activities related to operation of the 42-bed emergency shelter include crisis intervention, safety planning, basic needs, support groups, personal advocacy, and housing services.

It's Time. 🌱

"I'm a visible advocate for survivors. It's time for you to be too."

Lexington Mayor Linda Gorton speaks this call to action in the "It's Time" awareness campaign organized by the Domestic and Sexual Violence Prevention Coalition.

Reuniting dozens of Lexington leaders, the campaign began last year in response to an increase in the city's domestic violence homicides.

"It's time for all of us to make sure we speak up, step in, and stand up for victims of domestic abuse," says Chief Lawrence Washburn, Lexington Police.

Vice Mayor Dan Wu, Judge Melissa Moore Murphy, and Sheriff Kathy Weil lend their voice to the campaign. Several of our organization's board members, staff, and partners are also featured.

"It's time to believe survivors of all ages," says Tanya Torp, executive director of Step By Step.

"These are the greatest risk for violence are between the ages of 14 and 24."

The campaign debunks the myth that domestic violence is a private issue. It's our responsibility to have open conversations, model ways people can support survivors, and hold people who abuse accountable.

"It's time for us to acknowledge that victim blaming and shaming does nothing but harm us all," says Sam Piro of Tuk Tuk Shi Landon Bites. "Acknowledging the realities of abuse shouldn't be limited to when it's conventional or when it's someone you don't know."

"It's time to know that your words matter," says Pat Gerhard, owner of Third Street Surf & Coffee. "Respect is super important. We are all one community."

Look for the campaign across social media and visit the website for information about services, support, conversations, and prevention. ItsTimeLexington.org



LEXINGTON

Domestic violence has been described as a “pandemic within a pandemic.” A recent study published by the National Commission on COVID-19 and Criminal Justice found that domestic violence in the U.S. has increased by 8.1% since the pandemic response began. Local practice indicates more complex and severe abuse during the pandemic emergency. Specifically, the organization has noted increased disclosure of strangulation and technology-based violence upon intake to emergency shelter. GreenHouse17 operates the only emergency shelter in Lexington-Fayette, Kentucky that provides homeless victims of domestic violence with comprehensive best-practice services meeting standards of the Kentucky Coalition Against Domestic Violence. The shelter is operated 24-hours a day, every day of the year.

<https://greenhouse17.org/>

Project Demographic Distribution

Impacted households that experienced increased food or housing insecurity

Capital Expenditure

No

Use of Evidence

Rapid re-housing programs

Rapid re-housing programs provide support services to move families or individuals experiencing homelessness into permanent housing, usually within 30 days. Support services vary; core components often include help finding permanent housing, case management, social services, and short-term financial assistance for move-in costs and rent. Program staff may also assist with landlord negotiations. Assistance typically lasts 4-6 months but may extend up to 18 months. Rapid re-housing programs are available to anyone experiencing homelessness, and often serve military veterans and their families, but may not be appropriate for individuals who are chronically homeless or need permanent supportive housing. Individuals typically connect with rapid re-housing programs through emergency shelters, food pantries, and other social service programs^{1, 2, 3}. Programs sometimes focus on specific groups, such as families with school-aged children⁴ or survivors of domestic violence⁵.

Expected Beneficial Outcomes (Rated)

Reduced homelessness
Improved access to social services

Other Potential Beneficial Outcomes

Increased housing stability
Increased food security
Improved health outcomes
Improved mental health
Increased income
Increased employment



Reduced drug and alcohol use
 Reduced absenteeism
 Improved child behavior

Evidence of Effectiveness

There is some evidence that rapid re-housing programs decrease the length of time individuals and families remain homeless^{2, 6, 7, 8, 9, 10} and increase access to social services^{2, 7, 8}. Rapid re-housing programs may also increase housing stability^{6, 7, 9, 10}, particularly for families who are newly homeless⁷ or those who need only short-term support¹¹. However, additional evidence is needed to confirm effects.

Rapid re-housing efforts can decrease rates of homelessness^{2, 12} and increase shelter turnover rates, enabling shelters to assist more people^{2, 13}. Evaluations of programs that serve military veterans and their families indicate approximately 75% of participants have permanent housing without assistance after exiting rapid re-housing programs^{10, 14, 15}; other family-focused rapid re-housing programs yield similar results⁷. Only a small portion of rapid re-housing participants return to homelessness after program completion^{8, 12, 16}; those at higher risk include blacks, veterans, and individuals whose incomes do not increase following housing placement¹⁰. Studies suggest single mothers, particularly survivors of trauma and abuse, may require added support services to ensure stable housing^{13, 17}.

Program participation can increase family income^{6, 13} and employment⁶, and improve financial stability⁹. Rapid re-housing programs can increase food security more than usual care and transitional housing^{13, 18} and improve well-being for adults and children⁶. Programs may also improve mental and short-term physical health for heads of households^{6, 18} and reduce drug and alcohol use more than transitional housing¹⁸. Rapid re-housing also appears to reduce school absences and child behavior issues¹⁸.

Program evaluations suggest three core components of successful rapid re-housing programs: housing identification, often in partnership with landlords; rent and move-in assistance; and case management and services that connect with other providers¹⁶. Partnerships between shelters, agencies, funding organizations, and landlords can increase efficiency of implementation and reduce redundancy in procedures^{7, 19}.

Requirements to secure housing and employment in a short time period and to regularly recertify can be barriers to participation in rapid re-housing programs. After leaving the program, some families may have difficulty paying their full rent without subsidies^{7, 12, 20}.

Researchers suggest that rapid re-housing programs are a scalable and cost-effective homelessness crisis response intervention^{11, 16}. Rapid re-housing programs are more cost-effective than transitional housing programs and shelters^{3, 13, 16, 18}. Rapid re-housing costs about \$900 per month/per-family; transitional housing ranges from \$1,260 to \$6,300 per family¹⁸; costs for rapid re-housing differ based on local rental rates^{12, 18}. Financial support to cover move-in costs such as first and last month's rent, security deposits, and utility payments are the largest program costs^{2, 7}.

Impact on Disparities

Likely to decrease disparities



LEXINGTON

<https://www.countyhealthrankings.org/take-action-to-improve-health/what-works-for-health/strategies/rapid-re-housing-programs>

Performance Report

Mandatory Standard Performance Measures

Number of people or households receiving eviction prevention services (including legal representation)	0
Number of affordable housing units preserved or developed	0

Additional Performance Measures

Operational days supported	720
Staff retention supported (# employees)	3.95 FTE
Number of persons served	233



Village Branch Construction – Lexington Public Library

LFUCG Project ID: AR_VERSLIB_2022

Treasury Portal Project ID: LEXPUBLIB

Project Budget: \$1,000,000

Project Status: **Completed**

Cumulative Obligation: \$1,000,000

Cumulative Expenditure: \$1,000,000

Program Income: \$0

Project Expenditure Category: *EC 2: Negative Economic Impacts, 2.22: Neighborhood Features that Promote Health and Safety*

Evidence Based Funding Total: \$0

Equity Based Funding Total: \$1,000,000

Subrecipient

[Lexington Public Library Board of Trustees](#)

Project Overview

The \$1,000,000 allocation partially funded a new 30,000SF public library facility along a major corridor in Lexington. The new facility features a dedicated classroom and hands-on learning space both of which will support school-aged and adult learning. Computers, internet, technology, and reading materials all support economic development by providing library customers with information and resources they need for long-term success.

This new library facility is in a QCT. The library is providing educational and economic opportunities for individuals who were disproportionately impacted by COVID-19 by providing free access to library materials, public computers/internet, technologies, and a plethora of other resources. It helped physically revitalize the area by providing safe publicly accessible place for all citizens to enjoy, including an outdoor green space in a neighborhood which has limited access to



Lexington Public Library



LEXINGTON

nature. The new facility includes resources for small businesses such as meeting rooms, videoconferencing software, GED and English as a Second Language (ESL) classes, and professional publications. The library is improving mental and physical health by providing education and entertainment as well as gathering spaces where individuals can come together safely as we emerge from the pandemic.

The neighborhood surrounding the new library is approximately 40% Latinx, 30% Black American, and 30% White (according to US Census), making it one of Lexington's most racially and culturally diverse areas. Lexington Public Library is committed to equity in all areas, offering free resources to everyone who lives or works in Fayette County. In developing the new library facility here, we will deliver additional resources for residents within this QCT. Plans call for a dedicated classroom and hands-on learning space both of which will support school-aged and adult learning. Computers, internet, technology, and reading materials all support economic development by providing library customers with information and resources they need to succeed. While all Lexington residents will benefit from this new facility, it will especially benefit those within the Cardinal Valley/Versailles Road area.



The project is in a QCT and provides a majority-minority population with educational resources to lead more fulfilling and economically secure lives. It is providing resources for mental and physical health, community violence prevention, and future economic growth.

<https://www.lexpublib.org/>

Capital Expenditure

Yes – Other, public library

Project Demographic Distribution

Households and populations residing in QCTs

General public

Applicable Research

How Americans Value Public Libraries in Their Communities:

<https://www.pewresearch.org/internet/2013/12/11/libraries-in-communities/>



LEXINGTON

Black and Williams Center Improvements (Gymnasium)

LFUCG Project ID: AR_BNWTGYM_2022

Treasury Portal Project ID: AR_BNWTGYM_2022

Project Budget: \$1,816,854

Project Status: Completed Less Than 50%

Cumulative Obligation: \$1,738,604

Cumulative Expenditure: \$914,126

Program Income: \$0

Project Expenditure Category: *EC 2: Negative Economic Impacts, 2.22: Neighborhood Features that Promote Health and Safety*

Evidence Based Funding Total: \$1,816,854

Equity Based Funding Total: \$1,816,854

Project Overview

The supporting 5,000sf gymnasium facility is located immediately adjacent to the main Black and Williams Neighborhood Center at 498 Georgetown Street, in a QCT. This project will return the currently shuttered facility to an accessible, environmentally safe condition, with modernized utility infrastructure. The scope includes upgrades to the mechanical, electrical, lighting, roofing, and plumbing systems. New storage, stage platform, warming kitchenette and ADA-accessible restrooms will be created to support the main renovated community room for nearby residents and social services-based organizations serving multi-generational populations.

Funds are being used to improve health and wellness of residents of Fayette County by returning a shuttered facility to a usable, accessible, and safe gymnasium that will provide physical fitness opportunities and programs. This facility is intended to be used by all ages to promote social interaction, education, volunteerism, civic pride, cultural diversity, and inclusion.

The rehabilitated facility will provide services and programs supporting multi-generational populations in a



LEXINGTON
Social Services



LEXINGTON

disproportionately impacted community. The project will provide physical activity opportunities in an underserved, predominantly minority community. While the programming model for multi-purpose activity is not yet fully defined, we do have concepts for how the facility can be utilized. For example, the main building (next door) currently houses programs for seniors and youth. The seniors' aerobics and youth "play" time are both currently programmed in smaller classroom spaces, and could easily be expanded to the gymnasium. In addition, other community-based physical activities (dance, fitness, athletics, etc.) will easily be accommodated by the renovated gym. Lastly, no other indoor public facility of this scale (5,000 square feet) is present or available in the West End / Georgetown Street area neighborhood. This facility is meant for all ages to promote social interaction, education, volunteerism, civic pride, cultural diversity, and inclusion.



According to NRPA's 2021 Parks and Recreation: Advancing Community Health and Well-Being, "Given the rise in mental health disorders and concerns surrounding social isolation exacerbated by the COVID-19 pandemic, a more intentional focus on supporting social, emotional and mental health is critical. Park and recreation professionals and their agencies create opportunities for people to gather and connect with others, learn social-emotional skills, and help reduce stress and anxiety." The report also stated, "Park and recreation professionals work every day to address and mitigate emerging public health threats impacting their cities, towns and counties. From the visible threats of climate change to the unseen threats of mental health disorders and social isolation, parks and recreation plays a critical role in supporting public health in communities."



<https://www.lexingtonky.gov/community-centers>

Project Demographic Distribution

Disproportionately impacted households and populations residing in QCTs

Low or moderate income households and populations

Capital Expenditure

Yes – Parks, green spaces, recreational facilities, sidewalks

Use of Evidence

Places for physical activity



LEXINGTON

Enhancing access to places for physical activity involves changes to local environments that create new opportunities for physical activity or reduce the cost of existing opportunities (e.g., creating walking trails, building exercise facilities, or providing access to existing nearby facilities). Increased access is typically achieved in a community through a multi-component strategy that includes training or education for participants¹. Such efforts are often implemented in neighborhoods that have been structurally disadvantaged and under-resourced.

Expected Beneficial Outcomes (Rated)

Increased physical activity
Improved physical fitness

Other Potential Beneficial Outcomes

Reduced obesity rates
Reduced emissions
Reduced vehicle miles traveled

Evidence of Effectiveness

There is strong evidence that improving access to places for physical activity increases physical activity and improves physical fitness in urban, rural, and suburban areas^{1, 2, 3, 4, 5, 6, 7}. Access itself is also strongly associated with high levels of physical activity⁸. Among adolescents, access is associated with increased time spent in vigorous physical activity⁹, and lower obesity rates¹⁰.

A study of adolescents in military families associates moving to a neighborhood with more opportunities for physical activity with increased physical activity⁹. Temporary street closures to create safe spaces for physical activity can increase physical activity for participants both during the event and afterwards¹¹. Individuals who meet physical activity recommendations and report vigorous exercise are more likely to use recreational facilities, compared to those who report light-to-moderate exercise¹².

Increasing access to places for physical activity in conjunction with efforts to address quality, cleanliness, and any safety or security concerns of such facilities may be more effective over the long-term at increasing physical activity levels than increasing access alone⁵. Research suggests that considering all types of weather such as freezing temperatures and rain when implementing a plan to increase access to places for physical activity can improve the effectiveness of the plan, particularly in cold weather states¹³. Studies suggest adolescents may perceive a lack of age-appropriate features, and sports fields, adventurous playgrounds, trails, and walking paths may encourage visitation of public open spaces and physical activity across several age groups¹⁴. To increase the appeal and perception of safety in places for physical activity, experts recommend spaces be well-maintained, appeal to males and females¹⁴, and include lighting, vegetation that facilitates open views, areas with street access and higher pedestrian activity, amenities like seating and drinking fountains, and features such as sculptures and food vendors¹⁵.

Overall, individuals with higher socio-economic status have been shown to have greater access to physical activity centers than those with lower socio-economic status^{16, 17}. One study suggests physical activity is generally higher in neighborhoods with more recreational facilities, and highest among those



with facility memberships; experts suggest efforts to reduce financial and social barriers to membership can increase access to places for physical activity for minorities and those with low incomes¹⁸. Among North Carolina middle school students, living in socioeconomically disadvantaged rural areas is also associated with fewer places for physical activity and higher rates of obesity¹⁹. One study of military veterans living in a metropolitan area suggests that access to parks and fitness facilities may not be enough to increase physical activity and weight status outcomes; some populations may need more than access alone to improve physical activity²⁰.

Places for physical activity that increase opportunities for active transportation such as walking trails, bike paths, or rails to trails projects may replace automotive trips with biking and walking, which may reduce vehicle miles traveled (VMT) and greenhouse gas emissions that contribute to climate change²¹.

Impact on Disparities

No impact on disparities likely



Bluegrass Community and Technical College (BCTC) Dental Hygiene Clinic

LFUCG Project ID: AR_BCTC_2022

Treasury Portal Project ID: BCTC

Project Budget: \$2,000,000

Project Status: **Completed**

Cumulative Obligation: \$2,000,000

Cumulative Expenditure: \$2,000,000

Program Income: \$0

Project Expenditure Category: *EC 2: Negative Economic Impacts, 2.22: Neighborhood Features that Promote Health and Safety*

Evidence Based Funding Total: \$0

Equity Based Funding Total: \$2,000,000

Subrecipient

Bluegrass Community and Technical College (BCTC)

Project Overview

Bluegrass Community and Technical College (BCTC) is part of the Kentucky Community and Technical College System (KCTCS). The mission of KCTCS is to improve the quality of life and employability of the citizens of the Commonwealth of Kentucky by serving as the primary provider of College and Workforce Readiness, Transfer Education, and Workforce Education and Training.

BCTC offers a Dental Hygiene curriculum for students and in addition, offers dental hygiene services to residents in Lexington.

This project will lead to economic opportunity by increasing job readiness, job access, financial empowerment, and employment of Fayette County residents. The ADA Health Policy Institute COVID-19 Economic Impact study

published May 2021 found that 89% of dentists said finding credentialed dental hygienists was currently extremely challenging. The pay for dental hygienists is premium and

increasing; according to the Bureau of Labor Statistics (BLS), dental hygienists earned a median pay of



LEXINGTON

\$77,090 with a \$37.06 hourly wage last year. That's an increase over 2019's \$76,220 and \$36.65 totals. With this vital expansion, BCTC can help struggling Lexingtonians by giving them the skills they need to fill these high wage, high demand positions.

This project will not only address an essential component of economic recovery and growth, but it will have a large indirect public health impact as we train health care professionals to serve this area. Dentists need trained hygienists, and Bluegrass Community and Technical College is accredited by the Southern Association of Colleges and Schools Commission on Colleges to award degrees, diplomas, and certificates.

This project will not only provide indirect public health benefit but would have a significant DIRECT public health impact as well. The expanded BCTC Dental hygiene program will provide discounted and free dental services for the community. The neighborhoods around Georgetown Street, Whitney Avenue, Loudon Avenue, and Ash Street around 690 Newtown Pike includes vulnerable populations impacted severely by the pandemic. This project would provide an important equity-focused service that would help grow successful neighborhoods and have a direct impact on community health, wellness, and quality of life.

The new facility is in a QCT. Neighborhoods that people reside in have a major impact on their health and wellbeing (CDC). Social determinants of health (SDOH) consist of healthcare access and quality, education access and quality, economic stability and social and community context (CDC). This project addresses all these SDOH.

<https://bluegrass.kctcs.edu/education-training/program-finder/dental-hygiene.aspx>

Project Demographic Distribution

Households and populations residing in QCTs

General public

Capital Expenditure

Yes – Schools and other educational facilities; other: public health facility

Applicable Research

Center for Disease Control and Prevention (CDC) – Addressing Oral Health Inequities, Access to Care, Knowledge, and Behaviors https://www.cdc.gov/pcd/issues/2021/21_0060.htm

Department of Labor: <https://www.dol.gov/agencies/oasp/evaluation/topic-areas/community-college>



LEXINGTON

Commerce Lexington – Minority Business Accelerator 2 (BA2)/Reflect Lex Program

LFUCG Project ID: AR_COMMLEX_2022

Treasury Portal Project ID: COMMLEX

Project Budget: \$991,000

Project Status: Completed 50% or More

Cumulative Obligation: \$991,000

Cumulative Expenditure: \$650,285

Program Income: \$0

Project Expenditure Category: *EC 2: Negative Economic Impacts, 2.30: Technical Assistance, Counseling, or Business Planning*

Evidence Based Funding Total: \$0

Equity Based Funding Total: \$991,000

Subrecipient

[Commerce Lexington Inc.](#)

Project Overview

Commerce Lexington Inc. was formed in January 2004 with the merger of the Greater Lexington Chamber of Commerce, Lexington United, and the Lexington Partnership for Workforce Development. Commerce Lexington Inc. seeks to promote economic development, job creation, and overall business growth in Lexington and its neighboring communities, while strengthening its existing businesses through the many programs and services that the organization offers. It was created to provide more continuity and enhanced focus in the areas of business, economic development, and workforce development.

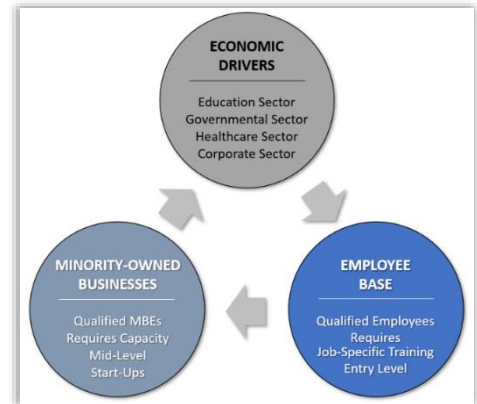
The Accelerator II/Reflect Lex program is building on continued minority growth and spend trends to encourage minority business growth in two ways. First, it is preparing minority business owners to meet the needs of large customers and sizable



LEXINGTON

business opportunities, thus increasing the likelihood that businesses will win substantial contracts with key local organizations. Second, the accelerator is connecting businesses to the operating capital needed to execute against these larger opportunities. The overall objectives of Accelerator II/Reflect Lex are to:

- Identify the minority companies that are best suited to meet expectations immediately and provide the platform for them to excel.
- Create a coalition of Champions that are positioned to change the current mindset.
- Identify out-of-market minority owned companies that are willing to establish a local presence and provide infrastructure and scalability for existing local minority owned companies via joint venture agreements, operating agreements or strategic alliances.
- Implement a proven tracking and reporting system to measure progress and provide checks and balances.
- Acknowledge and reward the public and private leaders who champion this initiative.



Specific goals of Accelerator II/Reflect Lex are, over a three-year period, to:

- Add a minimum of 15 new minority-owned businesses to the program (five/year).
 - 2022-2023
 - [Black Soil KY](#)
 - Del Sol Landscaping
 - G&G Paving and Construction, INC.
 - JLD Inc.
 - [Maxberry Property Services](#)
 - 2023-2024
 - Francis Screen Printing
 - Morelos Drywall LLC
 - Charles Plumbing LLC
 - You've Got Curls LLC
 - LafeSpace LLC





SUPPLIER SPOTLIGHT



Maxberry Property Services specializes in interior and exterior painting on residential and commercial property. Services include interior and exterior painting, drywall repair, new construction painting, deck/fence staining, and pressure washing. They focus on building relationships with developers, general contractors, home owners, real estate agents and investors.

For the company's owner, T.J. Maxberry, the future entrepreneur's life was shaped while pursuing an entirely different career.

"I was attending Western Kentucky University to be a special education and elementary level teacher. Then, during breaks, I started working for a mentor, a real estate investor here in Lexington, for a few summers. He also owned his own cleaning and property management company." That mentor, in turn, led to the further introduction to another mentor in Bowling Green, also in the real estate business.

"I worked every single summer and winter with my mentors," adds Maxberry. He took those skills – including cleaning, painting, and turning rental properties over – and eventually started his own business while still in college.

In 2018, Maxberry had a change of heart, "Once I got into the classroom setting within my original education major, I quickly decided, 'I do not want to do this for 30 years.'" Changing majors to "interdisciplinary studies" allowed Maxberry to select classes focusing on entrepreneurship, leadership, and real estate. "Even though it was a simple major I was able to greatly benefit from the courses! I was taking and even graduate earlier than originally planned."

Upon graduating in 2019 and returning to his hometown of Lexington, Maxberry was able to get his new business, Maxberry Property Services, off the ground as word quickly spread about the young entrepreneur. "I was able to get my real estate license as well. So, I went into 2020 being a property services company and a real estate agent...which co-exist and support each other in helping the business be a success.

At this point it's also a family affair for Maxberry as his uncle, Demetrius, has come onboard as a crew leader and paint specialist. "That's important," he notes, "as it allowed me to focus more on the painting side of our services. I was able to rapidly get a knowledgeable team with experience managing job sites and the painting function itself without my need to constantly be onsite." Maxberry realized his need to work IN the business was taking away from his ability to work ON the business. "...and, without working on the business, we couldn't grow."

Another challenge, that would sound familiar to any entrepreneur, was the realization that his team was reliant on him to make things happen. "Being younger yet feeling responsible for my team's families and well-being is something of which I am constantly aware."

As for being one of the five inaugural diverse-owned businesses that comprise the ReflectLex minority business accelerator, Maxberry adds that he finds connecting to and sharing experiences with fellow participants in the accelerator is invaluable. "I love that I am building new relationships and gaining new opportunities through ReflectLex while, at the same time, it's serving as another step in my professional development."

"We're proud to have a successful young, black entrepreneur like T.J. as part of the ReflectLex initiative," says Raymond Daniels, co-founder, President, and CEO of Equity Solutions Group (ESG), a partner with Lexington-Fayette Urban County Government on ReflectLex. "The initiative was designed to further aid participants in how to scale their businesses and facilitate connections to help grow revenue and reach."



T.J. Maxberry
Owner
Maxberry Property Services

About ReflectLex:
As facilitated by Equity Solutions Group (ESG), and sponsored by Lexington-Fayette Urban County Government, ReflectLex is a minority-business accelerator (MBA) with the goal to assist diverse-owned businesses overcome barriers that prevent the people who do business in Lexington from being a reflection of the people who live in Lexington. ReflectLex's goals include A) identifying and preparing minority business owners to meet the needs of large customers and sizable business opportunities, thus increasing the likelihood that businesses will be "contract ready". And B), the accelerator strives to ensure that business opportunities are converted to actual revenue. To learn more about the ReflectLex accelerator visit us at www.ReflectLex.com.

This project is being supported, in whole or in part, by federal award numbers SLFRP0292/SLFRP3418 awarded to Lexington-Fayette Urban County Government by the U.S. Department of Treasury.

FOR MORE INFORMATION VISIT REFLECTLEX.COM

According to various reports researching the economic impact of COVID-19 it is well documented that ethnic minority owned businesses (EMOB) were among the most negatively impacted. Many of these businesses were undercapitalized and unable to access the funding necessary to withstand a pandemic. Many small businesses endured some of the same challenges, however, EMOBs were disproportionately forced to close their businesses. As many ethnic minorities are employed in the service, hospitality, and manufacturing industries, which were among the hardest hit during the pandemic, they found themselves laid off or reduced hours. Research shows that EMOBs are more likely to hire other ethnic minorities. That being the case it can be concluded that ethnic minorities were faced with a more difficult economic reality due to the pandemic. As more companies were impacted negatively so were their employees. The Expanded Minority Business Accelerator will work to combat these issues in the Central KY Region by providing the relationships, training, tools and support necessary to ensure that EMOBs have the infrastructure, revenues and funding necessary to thrive and sustain during difficult times. As these companies progress, we will track and report the results of their sustainability and



LEXINGTON

growth. Focusing on the sustainability and growth of EMOBs will help to ensure that Fayette County and Central Kentucky continue to have a thriving businesses community inclusive of all ethnic minorities.

While businesses everywhere faced significant challenges during the pandemic, minority-owned and very small businesses have faced additional obstacles. Between February and April 2020, the number of actively self- employed Black business owners decreased by 41 percent. During that same time period, Asian and Latino business owners decreased by 26 and 32 percent, respectively, compared to a 17 percent decrease in white business owners. Female business owners also saw significant impacts, with businesses owned by women falling by 25 percent. Many of the disparities in how minority business owners experienced the pandemic are rooted in systemic issues present even before the pandemic. For example, before the economic downturn, only 12 percent of Black-owned businesses and 19 percent of Hispanic-owned businesses had annual earnings of over \$1,000,000 compared to 31 percent of white-owned businesses. Minority-owned businesses were also overrepresented in industries hit hardest.

<https://www.commercelexington.com/>

Project Demographic Distribution

Classes of small businesses designated as negatively economically impacted

Capital Expense

No

Applicable Research

https://smallbusiness.house.gov/uploadedfiles/bob_report_final.pdf

<https://www.ncbi.nlm.nih.gov/pmc/articles/PMC7461311/>

Performance Report

Required Performance Measures

Number of small businesses supported	10
--------------------------------------	----

Explorium of Lexington – (Lexington Children’s Museum) Assistance

LFUCG Project ID: AR_EXPLOR_2022

Treasury Portal Project ID: AR_EXPLOR_2022

Project Budget: \$125,000

Project Status: **Completed**

Cumulative Obligation: \$125,000

Cumulative Expenditure: \$125,000

Program Income: \$0

Project Expenditure Category: *EC 2: Negative Economic Impacts, 2.34: Aid to Nonprofit Organizations*

Evidence Based Funding Total: \$0

Equity Based Funding Total: \$125,000

Subrecipient

[Explorium of Lexington](#)

Project Overview

Explorium of Lexington is a non-profit children’s museum with hand-on exhibits that are fun and educational. It is the only children’s museum located in Fayette County. The museum strives to be a warm, friendly place where families come to learn and play together and is a dedicated partner and resource for teachers. Their programs vary from toddler and preschool programs to guided art experiences to special programs exploring key subject areas. The Explorium relied on earned and contributed revenue sources for funding. During COVID, the museum experienced significant revenue loss due to museum closures as well as lost revenue from parties, field trips, off-site programming, on-site store, and rental loss. For the 12 months from April 2020-March 2021, the Explorium’s earned income was reduced by 80%.



Recognizing the importance of this non-profit to the goals of the LFUCG, and with the understanding that that COVID-19 created significant financial hardships within the non-profit community, ARPA



LEXINGTON

funding was obligated to pay benefit costs, costs to retain employees, rent, utility costs, and operating costs of the organization.

The Explorium Children’s Museum is located within a QCT. The Explorium also serves as a resource for elementary teachers at Fayette County Public Schools, where 26 of 37 elementary schools receive Title I funds for school-wide programs.

<https://explorium.com/>

Project Demographic Distribution

Disproportionately impacted nonprofits operating in QCTs

Capital Expenditure

No

Applicable Research

National Endowment for the ARTS: <https://www.arts.gov/stories/blog/2014/importance-taking-children-museums>

Performance Report

Performance Measures

Number of non-profits served	0
------------------------------	---

Additional Performance Measures

Operational days supported	300
Staff retention supported (# employees)	5



LexArts Nonprofit Services Contract FY 2022

LFUCG Project ID: AR_LEXARTS_2022

Treasury Portal Project ID: AR_LEXARTS_2022

Project Budget: \$325,000

Project Status: **Completed**

Cumulative Obligation: \$325,000

Cumulative Expenditure: \$325,000

Program Income: \$0

Project Expenditure Category: *EC 2: Negative Economic Impacts, 2.34: Aid to Nonprofit Organizations*

Evidence Based Funding Total: \$0

Equity Based Funding Total: \$325,000

Subrecipient

[Lexarts, Inc.](#)

Project Overview

LexArts is a nonprofit in Lexington, Kentucky that focuses on cultural development and advocacy. The organization's premier program is an annual arts grant that helps over 50 regional artists and organizations build infrastructure to provide artistic and cultural programming throughout the Lexington community.

Recognizing the importance of this non-profit to the goals of the LFUCG, and with the understanding that that COVID-19 created significant financial hardships within the non-profit community, ARPA funding was allocated to pay benefit costs, costs to retain employees, rent, utility costs, and operating costs of the organization.

<https://lexarts.org/>

Project Demographic Distribution

Disproportionately impacted nonprofits operating in QCTs

Capital Expenditure

No

Performance Report



LEXINGTON

Performance Measures

Number of non-profits served	0
------------------------------	---

Additional Performance Measures

Operational days supported	56
Staff retention supported (# employees)	3



Lyric Theater Assistance FY 2022

LFUCG Project ID: AR_LYRIC_2022

Treasury Portal Project ID: AR_LYRIC_2022

Project Budget: \$127,500

Project Status: **Completed**

Cumulative Obligation: \$127,500

Cumulative Expenditure: \$127,500

Program Income: \$0

Project Expenditure Category: *EC 2: Negative Economic Impacts, 2.34: Aid to Nonprofit Organizations*

Evidence Based Funding Total: \$127,500

Equity Based Funding Total: \$127,500

Subrecipient

[Lyric Theatre and Cultural Arts Center Corporation](#)

Project Overview

The Lyric is a theater of historical significance, originally built as a movie house in 1948. The theater was a thriving entertainment centerpiece for Lexington's African American families through 1963, but after closing was dormant for nearly 50 years. Today, it serves as a non-profit theater and cultural arts center dedicated to preserving, promoting, presenting, and celebrating diverse cultures through artistic presentations of the highest quality, educational programming and outreach, film, and opportunities for community inclusion. The Lyric relies on income from rentals, ticket sales, and concessions as earned income. Large events were not permitted under pandemic safety measures, leaving the Lyric Theater closed during much of 2020 and creating a significant revenue loss.



Recognizing the importance of this non-profit to the goals of the LFUCG, and with the understanding that that COVID-19 created significant financial hardships within the non-profit community, ARPA



LEXINGTON

funding was allocated to pay benefit costs, costs to retain employees, utility costs, and operating costs of the organization.

The Lyric Theater is located within a QCT.

Project Demographic Distribution

Disproportionately impacted nonprofits operating in QCTs

Capital Expenditure

No

Use of Evidence

Community arts programs



Community arts programs, also called participatory arts programs, include visual, media, and performing arts activities open to interested community members. Community-based organizations or art centers offer programs for community members to create artwork through collaboration and interactions with others. Programs can focus on building community, increasing awareness of the value of the arts, developing creativity, or addressing common issues within a community.

Expected Beneficial Outcomes (Rated)

Improved social networks
Increased social capital
Increased social cohesion
Increased community involvement

Other Potential Beneficial Outcomes

Improved mental health
Reduced stigma
Increased self-confidence



Evidence of Effectiveness

Community arts programs are a suggested strategy to increase social support^{1, 2, 3} and develop social capital and social cohesion throughout communities^{4, 5, 6, 7}. Such programs may also promote community involvement^{4, 5, 7, 8}. Available evidence suggests community arts programs and creative activities can improve mental health for participants^{2, 9, 10}, including delinquent youth¹¹. However, additional evidence is needed to confirm effects.

UK- and Canada-based studies demonstrate that group-based community visual arts and music programs may improve physical and mental health outcomes and increase community connections among older adults^{10, 12, 13}. A study of Porch Light, a Philadelphia-based mural art project, suggests that



residents are more likely to perceive high levels of neighborhood cohesion and trust, and less likely to stigmatize individuals with mental illness in neighborhoods with participatory art projects⁶.

Creative extracurricular activities such as music, dance, drama, and visual arts, frequently part of community arts programs, can improve self-confidence and self-esteem, and increase positive behaviors among participating children and adolescents¹⁴. Community-centered arts and culture efforts are recommended to increase social cohesion and cultural assets for communities of color and with low incomes¹⁵. New York City-based studies suggest that neighborhoods with low incomes and high levels of racial diversity can experience the greatest social well-being and health benefits from arts programs and cultural resources; however, neighborhoods with low incomes have relatively fewer resources available than those with higher incomes^{16, 17}.

A case study suggests community arts activities can be incorporated in reentry services to improve the well-being of individuals formerly incarcerated¹⁸. Arts-based programming in the public safety sector can promote empathy, understanding, and well-being, and increase quality of place in communities; such community arts programming can be designed to support prevention efforts (e.g., engaging law enforcement and community members in community theatre) or rehabilitation and reintegration efforts (e.g., horticultural programs in correctional facilities and fine arts career training for people formerly incarcerated)¹⁹.

Impact on Disparities

Likely to decrease disparities

<https://www.countyhealthrankings.org/take-action-to-improve-health/what-works-for-health/strategies/community-arts-programs>

Performance Report

Performance Measures

Number of non-profits served	0
------------------------------	---

Additional Performance Measures

Operational days supported	260
Staff retention supported (# employees)	6



RADIOLEX

LFUCG Project ID: AR_RADLEX_2022

Treasury Portal Project ID: RadioLEX

Project Budget: \$78,000

Project Status: **Completed**

Cumulative Obligation: \$78,000

Cumulative Expenditure: \$78,000

Program Income: 0

Project Expenditure Category: *EC 2: Negative Economic Impacts, 2.34: Aid to Nonprofit Organizations*

Evidence Based Funding Total: \$0

Equity Based Funding Total: \$78,000

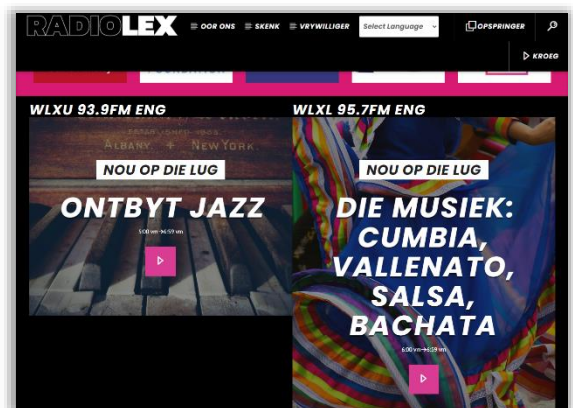
Subrecipient

Lexington Community Radio, Inc.

Project Overview

ARPA funds were used to pay for both personnel and operating expenses to allow RADIOLEX to utilize other funds for the expansion of their Community Newsroom as well as well as the other services they provide to the community. Throughout the COVID-19 pandemic, RADIOLEX has taken a leadership role. The station and website have provided critical safety and public health information in over 20 languages to non-English speakers in Lexington. A main value of RADIOLEX is the public safety and wellbeing of Lexington. RADIOLEX works closely with local public health officials and service organizations to keep Lexington safe and healthy.

Funds will pay for staff support and general operating expenses of RADIOLEX including occupancy costs (rent/utilities). Lexington Community Radio (dba RADIOLEX) has a proven history of delivering important local news and critical public health and safety information to Lexington's minority communities. During the COVID-19 crisis, RADIOLEX partnered with the Office of the Governor, the City of Lexington, the Lexington Dept. of Emergency Management, and the Lexington-Fayette County Health Department to communicate critical public health and safety information in more than 20 languages.



LEXINGTON

RADIOLEX also partnered with the 2020 US Census to help reach underserved populations. Fayette County had one of the highest response rates nationally.

Using ARPA funding to supplement their staffing and operations allows them to use their other funding to augment the RADIOLEX Community Newsroom. Hyper-local news content will be created and delivered by trained, trustworthy representatives of Lexington's underrepresented neighborhoods- especially the Black, Hispanic, Asian, Immigrant & Refugee, and LGBTQ+ communities as well as others whose experiences and concerns are not represented in mainstream news media.

Community driven and culturally competent news content will reach disproportionately impacted groups in a timely and effective manner.

<https://radiolex.us/>

Project Demographic Distribution

Disproportionately impacted nonprofits operating in QCTs

Capital Expenditure

No

Performance Report

Performance Measures

Number of non-profits served	0
------------------------------	---

Additional Performance Measures

Operational days supported	184
Staff retention supported (# employees)	3 FTE



LEXINGTON

VisitLEX/Hospitality Industry Recovery

LFUCG Project ID: AR_VISLEX_2022

Treasury Portal Project ID: AR_VISLEX_2022

Project Budget: \$1,000,000

Project Status: **Completed**

Cumulative Obligation: \$1,000,000

Cumulative Expenditure: \$1,000,000

Program Income: \$0

Project Expenditure Category: *EC 2: Negative Economic Impacts, 2.35: Aid to Tourism, Travel or Hospitality*

Evidence Based Funding Total: \$0

Equity Based Funding Total: \$0

Subrecipient

Lexington Convention and Visitors Bureau

Project Overview

The annual operating budget of VisitLEX was cut in half as a result of the COVID-19 pandemic. In Lexington, the hotels lost \$153,000,000 in revenue from March 2020 through October 2021. VisitLEX canceled more than 270 meetings and conventions, representing more than 100,000 room nights that never materialized in the city.

The overall economic impact loss to the city due to canceled meetings and conventions was \$42,000,000.

A targeted and strategic marketing campaign to grow meeting and convention business was essential for Lexington to compete for national meeting business.

VisitLEX completed a comprehensive marketing plan designed to attract participants in the meeting and convention markets.



LEXINGTON

The campaign included:

- Creation and distribution of digital and traditional advertisement;
- Development of meeting collateral to showcase Lexington’s benefits for meeting and convention markets;
- Video production;
 - <https://www.youtube.com/watch?v=EPD3Q6FIRxk>
- Hosting meeting planners;
- Sales efforts within key market segments;
- Development of a tradeshow booth;
- Participation in trade shows to target key market segments for meeting and convention business; and
- Other activities as pre-approved by the LFUCG.

With ARPA funding, VisitLEX recruited six conventions to Lexington generating 571 room nights. There are 15 additional conventions in prospect and lead status that would bring 10,738 attendees to Lexington representing 24,960 room nights.

<https://www.visitlex.com/>



Project Demographic Distribution

Impacted travel tourism or hospitality sectors

Capital Expenditure

No

Performance Report

Additional Performance Measures

Number of conventions recruited to Lexington	6
Number of trade shows attended	10
Trade show registrations	23

EC 3: Negative Economic Impact: Public Sector Capacity

**Responding to the Negative Public Sector
Capacity Impacts of the COVID-19
Pandemic**



Human Services Salaries

LFUCG Project ID: AR_SSPERS_2023

Treasury Portal Project ID: HSPersonnel

Project Budget: \$6,000,000

Project Status: **Completed**

Cumulative Obligation: \$6,000,000

Cumulative Expenditure: \$6,000,000

Program Income: \$0

Project Expenditure Category: *EC 3: Public Health – Negative Economic Impact: Public Sector Capacity*



LEXINGTON

Project Overview

This project paid payroll and benefits for the LFUCG Human Services staff. These staff members include employees providing or administering social services, and child, elder or family care, as well as others in the Departments of Social Services and Housing Advocacy and Community Development.

The employee’s work entails responding to the public health or economic impacts of the pandemic.



Performance Report

Mandatory Standard Performance Measures

Number of FTEs responding to COVID-19 supported under this authority	119
--	-----



LEXINGTON

Human Services Salaries

LFUCG Project ID: AR_SSPERS_2025

Treasury Portal Project ID: AR_SSPERS_2025

Project Budget: \$800,000

Project Status: **Not Started**

Cumulative Obligation: \$0

Cumulative Expenditure: \$0

Program Income: \$0

Project Expenditure Category: *EC 3: Public Health – Negative Economic Impact: Public Sector Capacity*



LEXINGTON

Project Overview

This project will pay payroll and benefits for the LFUCG Human Services staff. These staff members will include employees providing or administering social services, and child, elder or family care, as well as others in the Departments of Social Services and Housing Advocacy and Community Development.

The employee's work entails responding to the public health or economic impacts of the pandemic.

Performance Report

Mandatory Standard Performance Measures

Number of FTEs responding to COVID-19 supported under this authority	TBD
--	-----



LEXINGTON

EC 4: Premium Pay

**Responding to the Hazards Encountered by
Public Sector Workers by Providing
Premium Pay**



Premium Pay – Premium Pay for High Exposure LFUCG Staff

LFUCG Project ID: AR_PREMPAY_2022

Treasury Portal Project ID: AR_PREMPAY_2022

Project Budget: \$12,592,084

Project Status: **Completed**

Cumulative Obligation: \$12,592,084

Cumulative Expenditure: \$12,592,084

Program Income: \$0

Project Expenditure Category: *EC 4: Premium Pay, 4.01 Public Sector Employees*



LEXINGTON

Project Overview

The Urban County Council allocated premium pay of \$5,000 each, to active full-time city employees who held positions and performed duties during the pandemic that regularly caused such employees to be exposed to a greater risk of contracting COVID-19.

Sectors Designated as Essential Critical Infrastructure

- Janitors or Sanitation Staff
- Public Health and Safety Staff
- Childcare Workers, Educators, and School Staff
- Social Services and Human Services Staff

Premium Pay Narrative

The employees performed essential work as defined by the Department of the Treasury as work involving regular in-person interactions or regular physical handling of items that were also handled by others. There were 14 FSLA exempt/classified/unclassified civil service employees that received Premium Pay and exceeded the threshold of 150% of the average county wage.



Those individuals are employed in the following classifications:

- S.A.N.E. Program Manager
- Computer Systems Manager
- Plant Ops Sup Senior - Water Quality
- Pump Station Program Manager
- Program Manager Senior



LEXINGTON

- Fleet Operations Manager
- Plant Ops Sup Senior - Water Quality
- Solids Processing Supervisor
- Operations and Recovery Manager
- Family Services Center Manager
- Laboratory Supervisor
- CMOM Program Manager
- Fleet Operations Manager



In addition, there were exempt sworn public safety employees that received Premium Pay and whose salaries exceed the threshold of 150% of the average county wage.

Those individuals are employed in the following classifications:

- Fire Chief
- Police Chief
- Director of Community Corrections
- Fire Majors
- Police Lieutenants
- Deputy Director of Community Corrections
- Community Correction Captains



Performance Report

Mandatory Standard Performance Measures

Number of employees receiving Premium Pay	1,903
Number of employees receiving Premium Pay over the threshold	90



Premium Pay – Premium Pay for Fayette County Sheriff’s Office

LFUCG Project ID: AR_SHRFPAY_2022

Treasury Portal Project ID: AR_SHRFPAY_2022

Project Budget: \$361,923

Project Status: **Completed**

Cumulative Obligation: \$361,923

Cumulative Expenditure: \$361,923

Program Income: \$0



Project Expenditure Category: *EC 4: Premium Pay, 4.01 Public Sector Employees*

Subrecipient

Office of the Fayette County Sheriff

Project Overview

Employees performed essential work as defined by the Department of the Treasury as work involving regular in-person interactions.

\$5,000 in premium pay to each eligible sheriff's office employee that performed duties that exposed them to COVID-19.

<https://www.fayettesheriff.com/>



Performance Report

Mandatory Standard Performance Measures

Number of employees receiving Premium Pay	49
---	----

EC 6: Revenue Replacement

**Programs and Projects that Respond to the
Negative Financial Impacts of COVID-19 on
Local Government**



Economic Development Grants to Service Partners

LFUCG Project ID: AR_EDGRNT_2022

Treasury Portal Project ID: AR_EDGRNT_2022

Project Budget: \$298,745

Project Status: **Completed**

Cumulative Obligation: \$298,745

Cumulative Expenditure: \$298,745

Program Income: \$0

Project Expenditure Category: *EC 6: Revenue Replacement/Government Services, EC 6.01 Provision of Government Services*



LEXINGTON
Economic Partnership

Project Overview

The FY2022 Adopted Budget included APRA funding for second-year continuation funding to three Economic Development Partner agencies that are responsible for implementing, in part, the Economic Development goals of the LFUCG. These partners and their scope of work were as follows:

- [Euphrates International Investment Company](#): New business development, which included creating and implementing a new business recruitment plan for the Lexington Economic Partnership, entrepreneur development and start-up assistance, minority business development, and maintenance of an available economic development property register;
- [Commerce Lexington](#): Existing business retention and expansion, and workforce development; and
- [EHI Consultants](#) and [Urban League of Lexington-Fayette County](#): Economic development services and referrals for the Lexington Opportunity Zone.



Economic Development is considered a general service of the LFUCG, and was therefore an eligible expense under EC 6.1 – Provision of Government Services.

<https://www.lexingtonky.gov/economic-development>



LEXINGTON

Performance Report

Additional Performance Measures

Euphrates International Investment Company	
Number of companies engaged during the reporting period for the purpose of location/relocation of business to Lexington	11
Commerce Lexington	
Number of business retention and expansion program visits/tasks during the reporting period	64
EHI Consultants and Urban League of Lexington Fayette County	
Number of meetings with developers interested in projects within the Opportunity Zone	4
Number of meetings with companies interested in locating in the Opportunity Zone	2



Neighborhood Recreation Improvements – Berry Hill Park Basketball Court

LFUCG Project ID: AR_BRYHILL_2022

Treasury Portal Project ID: AR_BRYHILL_2022

Project Budget: \$175,000

Project Status: **Completed**

Cumulative Obligation: \$175,000

Cumulative Expenditure: \$175,000

Program Income: \$0

Project Expenditure Category: *EC 6: Revenue Replacement/Government Services, EC 6.01 Provision of Government Services*



LEXINGTON
Parks & Recreation

Project Overview

This project greatly improved Berry Hill Park by demolishing the failing basketball and tennis courts and build a new, improved full court basketball court.

This project addressed the need for additional recreational activities for youth and adults in the community, promoting health and wellness.

These improvements were included in the Lexington Parks and Recreation Masterplan, but had not been funded due to lack of funding availability. Budgets for FY2020 and FY2021 were greatly impacted by COVID-19, and resulted in projects being held or not funded on a regular schedule.

This was considered a park enhancement and provides an opportunity to increase usability of an existing recreation space.

Construction of parks is considered a general service of the LFUCG and is therefore an eligible expense under EC 6.1 – Provision of Government Services.

<https://www.lexingtonky.gov/list-of-all-city-parks>



LEXINGTON

Use of Evidence

Results First Clearinghouse Findings

Green space & parks ✕

Clearinghouse: ●

Communities can increase green space and parks by creating new parks or open spaces, renovating or enhancing under-used recreation areas, or rehabilitating vacant lots, abandoned infrastructure, or brownfields. Rails to trails programs, brownfield redevelopment, community gardens, and park enhancements are examples of efforts to increase recreational green space, trails, and parks. Such efforts can be applied to spaces accessible by foot, bike, and other types of transportation. [Read less](#)

<p>Clearinghouse: What Works for Health</p> <p>Clearinghouse rating: Some Evidence</p> <p>Outcomes: Increased physical activity</p>	<p>Settings: Community</p> <p>Ages: Not specified</p> <p>Target populations: Not specified</p>
--	---

The goals of the project are to improve social, emotional, physical and mental health of the community through increased recreation opportunities for youth and adults.

Lexington’s Parks and Recreation Masterplan’s Goal 2: Great Experiences states, “Promote health, wellness and experiences for our growing population through programs and events.” Goal 3: Great Stewardship states, “Value Lexington’s resources through preservation, education and sustainable management practices.” The Masterplan also has a Facilities statement under Great Spaces: “Update key facilities.”

According to NRPA’s 2021 Parks and Recreation: Advancing Community Health and Well-Being, “Given the rise in mental health disorders and concerns surrounding social isolation exacerbated by the COVID-19 pandemic, a more intentional focus on supporting social, emotional and mental health is critical. Park and recreation professionals and their agencies create opportunities for people to gather and connect with others, learn social-emotional skills, and help reduce stress and anxiety.” The report also stated, “Park and recreation professionals work every day to address and mitigate emerging public health threats impacting their cities, towns and counties. From the visible threats of climate change to the unseen threats of mental health disorders and social isolation, parks and recreation plays a critical role in supporting public health in communities.”

According to the CDC COVID-19 guidance, updated Aug. 19th, 2021 (found on www.cdc.gov/coronavirus/2019-ncov/daily-life-coping/outdoor-activities.html) outdoor activities are a safer choice and exercise is encouraged, especially when you can easily socially distance.



Neighborhood Recreation Improvements – Buckhorn Park Phase II Improvements

LFUCG Project ID: AR_BCKHRN_2022

Treasury Portal Project ID: AR_BCKHRN_2022

Project Budget: \$45,000

Project Status: Completed 50% or More

Cumulative Obligation: \$44,999

Cumulative Expenditure: \$44,624

Program Income: \$0

Project Expenditure Category: *EC 6: Revenue Replacement/Government Services, EC 6.01 Provision of Government Services*

Project overview

This project greatly enhanced Buckhorn Park by adding five new shade trees with a bench, planting a bio-swale along the service road, and adding additional paved walkway to create a walking loop.

This project made the park more accessible by extending pavement to create a walking loop.

Additional shade is attracting more people of all ages to the park and the bench is offering a place to sit down for seniors and people with disabilities.

These improvements were included in the Lexington Parks and Recreation Masterplan, but had not been funded due to lack of funding availability. Budgets for FY2020 and FY2021 were greatly impacted by COVID-19, and resulted in projects being held or not funded on a regular schedule.

This was considered a park enhancement, provides an opportunity to increase usability of an existing recreation space.

Construction of parks is considered a general service of the LFUCG, and is therefore an eligible expense under EC 6.1 – Provision of Government Services.

<https://www.lexingtonky.gov/list-of-all-city-parks>



LEXINGTON
Parks & Recreation



LEXINGTON

Use of Evidence

Results First Clearinghouse Findings

Places for physical activity ✕

Clearinghouse: ●

Enhancing access to places for physical activity involves changes to local environments that create new opportunities for physical activity or reduce the cost of existing opportunities (e.g., creating walking trails, building exercise facilities, or providing access to existing nearby facilities). Increased access is typically achieved in a community through a multi-component strategy that includes training or education for participants¹. Such efforts are often implemented in neighborhoods that have been structurally disadvantaged and under-resourced. [Read less](#)

<p>Clearinghouse: What Works for Health</p> <p>Clearinghouse rating: Scientifically Supported</p> <p>Outcomes: Increased physical activity Improved physical fitness</p>	<p>Settings: Community</p> <p>Ages: Not specified</p> <p>Target populations: Not specified</p>
---	---

The goals of the project were to increase overall attendance to Buckhorn Park; increase intergenerational opportunities; and improve social, emotional, physical and mental health of the community through increased opportunities for people to gather and walk through the park, even in the heat of the summer.

Lexington's Parks and Recreation Masterplan's Goal 2: Great Experiences states, "Promote health, wellness and experiences for our growing population through programs and events." Goal 3: Great Stewardship states, "Value Lexington's resources through preservation, education and sustainable management practices." The Masterplan has a Parks statement under Great Leadership: "Create/update individual park development plans." and a Facilities statement under Great Experiences: "Increase shade in parks."

According to NRPA's 2021 Parks and Recreation: Advancing Community Health and Well-Being, "Given the rise in mental health disorders and concerns surrounding social isolation exacerbated by the COVID-19 pandemic, a more intentional focus on supporting social, emotional and mental health is critical. Park and recreation professionals and their agencies create opportunities for people to gather and connect with others, learn social-emotional skills, and help reduce stress and anxiety." The report also stated, "Park and recreation professionals work every day to address and mitigate emerging public health threats impacting their cities, towns and counties. From the visible threats of climate change to the unseen threats of mental health disorders and social isolation, parks and recreation plays a critical role in supporting public health in communities."

According to the CDC COVID-19 guidance, updated Aug. 19th, 2021 (found on www.cdc.gov/coronavirus/2019-ncov/daily-life-coping/outdoor-activities.html) outdoor activities are a safer choice and exercise is encouraged, especially when you can easily socially distance.



LEXINGTON

The Americans with Disabilities Act (ADA) has made communities more accessible for all residents, through ADA design guidelines that allow for people of all abilities to utilize government facilities and services such as their neighborhood parks and parks programming.



Neighborhood Recreation Improvements – Dogwood Park Basketball Court

LFUCG Project ID: AR_DGWOOD_2022

Treasury Portal Project ID: AR_DGWOOD_2022

Project Budget: \$69,073

Project Status: **Completed**

Cumulative Obligation: \$69,073

Cumulative Expenditure: \$69,073

Program Income: \$0

Project Expenditure Category: *EC 6: Revenue Replacement/Government Services, EC 6.01 Provision of Government Services*



LEXINGTON
Parks & Recreation

Project Overview

This project greatly improved Dogwood Park by building a new half-court basketball court in front of the playground.

This project addressed the need for additional recreational activities for youth and adults in the community, promoting health and wellness.

These improvements were included in the Lexington Parks and Recreation Masterplan, but had not been funded due to lack of funding availability. Budgets for FY2020 and FY2021 were greatly impacted by COVID-19, and resulted in projects being held or not funded on a regular schedule.



This was considered a park enhancement, and provides an opportunity to increase usability of an existing recreation space.

Construction of parks is considered a general service of the LFUCG, and is therefore an eligible expense under EC 6.1 – Provision of Government Services.

<https://www.lexingtonky.gov/list-of-all-city-parks>

Use of Evidence

Results First Clearinghouse Findings



LEXINGTON

Places for physical activity ✕

Clearinghouse: ●

Enhancing [access](#) to places for physical activity involves changes to local environments that create new opportunities for physical activity or reduce the cost of existing opportunities (e.g., creating walking trails, building exercise facilities, or providing [access](#) to existing nearby facilities). Increased [access](#) is typically achieved in a community through a multi-component strategy that includes training or education for participants¹. Such efforts are often implemented in neighborhoods that have been structurally disadvantaged and under-resourced. [Read less](#)

Clearinghouse:

What Works for Health

Settings:

Community

Clearinghouse rating:

Scientifically Supported

Ages:

Not specified

Outcomes:

Increased physical activity

Improved physical fitness

Target populations:

Not specified

The goals of the project are to improve social, emotional, physical and mental health of the community through increased recreation opportunities for youth and adults.

Lexington's Parks and Recreation Masterplan's Goal 2: Great Experiences states, "Promote health, wellness and experiences for our growing population through programs and events." Goal 3: Great Stewardship states, "Value Lexington's resources through preservation, education and sustainable management practices." The Masterplan also has a Facilities statement under Great Spaces: "Update key facilities."

According to *NRPA's 2021 Parks and Recreation: Advancing Community Health and Well-Being*, "Given the rise in mental health disorders and concerns surrounding social isolation exacerbated by the COVID-19 pandemic, a more intentional focus on supporting social, emotional and mental health is critical. Park and recreation professionals and their agencies create opportunities for people to gather and connect with others, learn social-emotional skills, and help reduce stress and anxiety." The report also stated, "Park and recreation professionals work every day to address and mitigate emerging public health threats impacting their cities, towns and counties. From the visible threats of climate change to the unseen threats of mental health disorders and social isolation, parks and recreation plays a critical role in supporting public health in communities."

According to the CDC COVID-19 guidance, updated Aug. 19th, 2021 (found on www.cdc.gov/coronavirus/2019-ncov/daily-life-coping/outdoor-activities.html) outdoor activities are a safer choice and exercise is encouraged, especially when you can easily socially distance.



LEXINGTON

Neighborhood Recreation Improvements – Gardenside Park Playground

LFUCG Project ID: AR_GDNSDE_2022

Treasury Portal Project ID: AR_GDNSDE_2022

Project Budget: \$148,746

Project Status: **Completed**

Cumulative Obligation: \$148,746

Cumulative Expenditure: \$148,746

Program Income: \$0

Project Expenditure Category: *EC 6: Revenue Replacement/Government Services, EC 6.01 Provision of Government Services*



LEXINGTON
Parks & Recreation

Project Overview

This project greatly enhanced Gardenside Park by replacing the playground that was at the end of life with a new/improved playground.

This project encourages fitness and intergenerational play with varying types of playground equipment.

This project made the park more accessible by adding accessible equipment and walkways as part of the new playground.

Additional shade and seating have attracted more people of all ages to the park and offers a place to relax for seniors and people with disabilities.

These improvements were included in the Lexington Parks and Recreation Masterplan, but had not been funded due to lack of funding availability. Budgets for FY2020 and FY2021 were greatly impacted by COVID-19, and resulted in projects being held or not funded on a regular schedule.

This was considered a park enhancement, and is providing an opportunity to increase usability of an existing recreation space.

Construction of parks is considered a general service of the LFUCG, and is therefore an eligible expense under EC 6.1 – Provision of Government.

<https://www.lexingtonky.gov/list-of-all-city-parks>

Use of Evidence



LEXINGTON

Results First Clearinghouse Findings

Green space & parks ✕

Clearinghouse: ●

Communities can increase green space and parks by creating new parks or open spaces, renovating or enhancing under-used recreation areas, or rehabilitating vacant lots, abandoned infrastructure, or brownfields. Rails to trails programs, brownfield redevelopment, community gardens, and park enhancements are examples of efforts to increase recreational green space, trails, and parks. Such efforts can be applied to spaces accessible by foot, bike, and other types of transportation. [Read less](#)

Clearinghouse: What Works for Health	Settings: Community
Clearinghouse rating: Some Evidence	Ages: Not specified
Outcomes: Increased physical activity	Target populations: Not specified

The goals of the project were to increase overall attendance to Gardenside Park; increase intergenerational opportunities; and improve social, emotional, physical and mental health of the community through increased opportunities for people to gather and play.

Lexington’s Parks and Recreation Masterplan’s Goal 2: Great Experiences states, “Promote health, wellness and experiences for our growing population through programs and events.” Goal 3: Great Stewardship states, “Value Lexington’s resources through preservation, education and sustainable management practices.” The Masterplan has a Wellness statement under Great Spaces: “Increase fitness opportunities in parks.” and a Facilities statement under Great Experiences: “Increase shade in parks.”

According to NRPA’s 2021 Parks and Recreation: Advancing Community Health and Well-Being, “Given the rise in mental health disorders and concerns surrounding social isolation exacerbated by the COVID-19 pandemic, a more intentional focus on supporting social, emotional and mental health is critical. Park and recreation professionals and their agencies create opportunities for people to gather and connect with others, learn social-emotional skills, and help reduce stress and anxiety.” The report also stated, “Park and recreation professionals work every day to address and mitigate emerging public health threats impacting their cities, towns and counties. From the visible threats of climate change to the unseen threats of mental health disorders and social isolation, parks and recreation plays a critical role in supporting public health in communities.”

According to the CDC COVID-19 guidance, updated Aug. 19th, 2021 (found on www.cdc.gov/coronavirus/2019-ncov/daily-life-coping/outdoor-activities.html) outdoor activities are a safer choice and exercise is encouraged, especially when you can easily socially distance.

The Americans with Disabilities Act (ADA) has made communities more accessible for all residents, through ADA design guidelines that allow for people of all abilities to utilize government facilities and services such as their neighborhood parks and parks programming.



Neighborhood Recreation Improvements – Ecton Park Restrooms and Concessions

LFUCG Project ID: AR_ECTON_2022

Treasury Portal Project ID: AR_ECTON_2022

Project Budget: \$457,400

Project Status: **Completed**

Cumulative Obligation: \$457,400

Cumulative Expenditure: \$457,400

Program Income: \$0

Project Expenditure Category: *EC 6: Revenue Replacement/Government Services, EC 6.01 Provision of Government Services*

Project Overview

This project greatly enhanced Ecton Park by demolishing the existing concession and restroom facilities and building new facilities that are used by local and travel teams.

This project made the park more accessible by building new restrooms that are compliant with ADA.

These improvements were included in the Lexington Parks and Recreation Masterplan, but had not been funded due to lack of funding availability. Budgets for FY2020 and FY2021 were greatly impacted by COVID-19, and resulted in projects being held or not funded on a regular schedule.

This was considered a park enhancement, and provides an opportunity to increase usability of an existing recreation space.

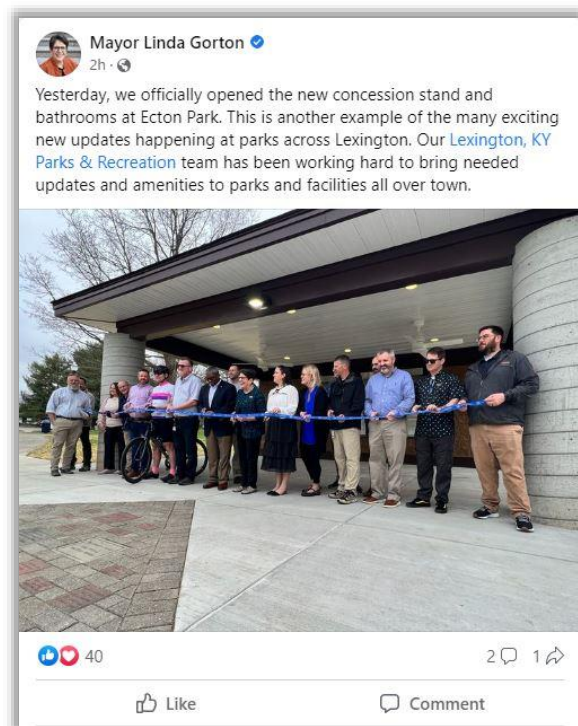
<https://www.lexingtonky.gov/list-of-all-city-parks>

Use of Evidence

The goals of the project were to increase the number of teams that use the fields at Ecton Park; make the facilities more accessible; and improve



LEXINGTON
Parks & Recreation



LEXINGTON

social, emotional, physical and mental health of the community through improved facilities for youth sports.

Lexington's Parks and Recreation Masterplan's Goal 2: Great Experiences states, "Promote health, wellness and experiences for our growing population through programs and events." Goal 3: Great Stewardship states, "Value Lexington's resources through preservation, education and sustainable management practices." The Masterplan has a Wellness statement under Great Spaces: "Increase fitness opportunities in parks." and a Facilities statement under Great Experiences: "Update key facilities."



According to NRPA's 2021 Parks and Recreation: Advancing Community Health and Well-Being, "Given the rise in mental health disorders and concerns surrounding social isolation exacerbated by the COVID-19 pandemic, a more intentional focus on supporting social, emotional and mental health is critical. Park and recreation professionals and their agencies create opportunities for people to gather and connect with others, learn social-emotional skills, and help reduce stress and anxiety." The report also stated, "Park and recreation professionals work every day to address and mitigate emerging public health threats impacting their cities, towns and counties. From the visible threats of climate change to the unseen threats of mental health disorders and social isolation, parks and recreation plays a critical role in supporting public health in communities."

According to the CDC COVID-19 guidance, updated Aug. 19th, 2021 (found on www.cdc.gov/coronavirus/2019-ncov/daily-life-coping/outdoor-activities.html) outdoor activities are a safer choice and exercise is encouraged, especially when you can easily socially distance.

The Americans with Disabilities Act (ADA) has made communities more accessible for all residents, through ADA design guidelines that allow for people of all abilities to utilize government facilities and services such as their neighborhood parks and parks programming.

Results First Clearinghouse Findings



Green space & parks ✕

Clearinghouse: ●

Communities can increase green space and parks by creating new parks or open spaces, renovating or enhancing under-used recreation areas, or rehabilitating vacant lots, abandoned infrastructure, or brownfields. Rails to trails programs, brownfield redevelopment, community gardens, and park enhancements are examples of efforts to increase recreational green space, trails, and parks. Such efforts can be applied to spaces accessible by foot, bike, and other types of transportation. [Read less](#)

Clearinghouse:

What Works for Health

Settings:

Community

Clearinghouse rating:

Some Evidence

Ages:

Not specified

Outcomes:

Increased physical activity

Target populations:

Not specified



Neighborhood Recreation Improvements – Lakeside Irrigation Replacement

LFUCG Project ID: AR_LKSIDE_2022

Treasury Portal Project ID: AR_LKSIDE_2022

Project Budget: \$1,442,000

Project Status: **Completed**

Cumulative Obligation: \$1,442,000

Cumulative Expenditure: \$1,442,000

Program Income: \$0

Project Expenditure Category: *EC 6: Revenue Replacement/Government Services, EC 6.01 Provision of Government Services*



LEXINGTON
Parks & Recreation

Project overview

This project greatly extended the life of Lakeside Golf Course by the much-needed replacement of the course's irrigation system. This golf course is a local favorite and an attraction to visitors because of its large greens, rolling terrain and the longest par-5 in Kentucky.

These improvements were included in the Lexington Parks and Recreation Masterplan, but had not been funded due to lack of funding availability. Budgets for FY2020 and FY2021 were greatly impacted by COVID-19, and resulted in projects being held or not funded on a regular schedule.

This was considered a park enhancement, and is providing an opportunity to increase usability of an existing recreation space.




<https://www.lexingtonky.gov/lakeside-golf-course>

Use of Evidence

The goals of the project were to increase overall attendance to Lakeside Golf Course; increase intergenerational play; and improve social, emotional and mental health of the community (as well as visitors) through increased opportunities for people to gather and connect with one another while enjoying the game of golf on a much-improved course.

Lexington's Parks and Recreation Masterplan's Goal 2: Great Experiences states, "Promote health, wellness and experiences for



LEXINGTON

our growing population through programs and events.” Goal 3: Great Stewardship states, “Value Lexington’s resources through preservation, education and sustainable management practices.” The Masterplan also has key findings from the extensive survey completed. One of the findings states: “Maintain equestrian and golf facilities.”

According to NRPA’s 2021 Parks and Recreation: Advancing Community Health and Well-Being, “Given the rise in mental health disorders and concerns surrounding social isolation exacerbated by the COVID-19 pandemic, a more intentional focus on supporting social, emotional and mental health is critical. Park and recreation professionals and their agencies create opportunities for people to gather and connect with others, learn social-emotional skills, and help reduce stress and anxiety.” The report also stated, “Park and recreation professionals work every day to address and mitigate emerging public health threats impacting their cities, towns and counties. From the visible threats of climate change to the unseen threats of mental health disorders and social isolation, parks and recreation plays a critical role in supporting public health in communities.”



According to the CDC COVID-19 guidance, updated Aug. 19th, 2021 (found on www.cdc.gov/coronavirus/2019-ncov/daily-life-coping/outdoor-activities.html) outdoor activities are a safer choice and exercise is encouraged, especially when you can easily socially distance.

Results First Clearinghouse Findings

Green space & parks ✕

Clearinghouse: ●

Communities can increase green space and parks by creating new parks or open spaces, renovating or enhancing under-used recreation areas, or rehabilitating vacant lots, abandoned infrastructure, or brownfields. Rails to trails programs, brownfield redevelopment, community gardens, and park enhancements are examples of efforts to increase recreational green space, trails, and parks. Such efforts can be applied to spaces accessible by foot, bike, and other types of transportation. [Read less](#)

<p>Clearinghouse: What Works for Health</p> <p>Clearinghouse rating: Some Evidence</p> <p>Outcomes: Increased physical activity</p>	<p>Settings: Community</p> <p>Ages: Not specified</p> <p>Target populations: Not specified</p>
--	---

Neighborhood Recreation Improvements – Masterson Station Park Playground

LFUCG Project ID: AR_MSTRSN_2022

Treasury Portal Project ID: AR_MSTRSN_2022

Project Budget: \$147,478

Project Status: **Completed**

Cumulative Obligation: \$147,478

Cumulative Expenditure: \$147,478

Program Income: \$0

Project Expenditure Category: *EC 6: Revenue Replacement/Government Services, EC 6.01 Provision of Government Services*

Project overview

This project greatly enhanced Masterson Station Park by adding a new picnic shelter and completing the last phase of the playground improvement project with a climbing net and music feature.

This project encourages fitness with the new climbing net in the playground. The music feature added to the playground inspires creativity.

Additional shade and seating with the new picnic shelter attract more people of all ages to the park and offer a place to relax for seniors and people with disabilities.



These improvements were included in the Lexington Parks and Recreation Masterplan, but had not been funded due to lack of funding availability. Budgets for FY2020 and FY2021 were greatly impacted by COVID-19, and resulted in projects being held or not funded on a regular schedule.

This was considered a park enhancement, and is providing an opportunity to increase usability of an existing recreation space.

Construction of parks is considered a general service of the LFUCG, and is therefore an eligible expense under EC 6.1 – Provision of Government Services.

<https://www.lexingtonky.gov/list-of-all-city-parks>

Use of Evidence



LEXINGTON

Results First Clearinghouse Findings

Green space & parks ✕

Clearinghouse: ●

Communities can increase green space and parks by creating new parks or open spaces, renovating or enhancing under-used recreation areas, or rehabilitating vacant lots, abandoned infrastructure, or brownfields. Rails to trails programs, brownfield redevelopment, community gardens, and park enhancements are examples of efforts to increase recreational green space, trails, and parks. Such efforts can be applied to spaces accessible by foot, bike, and other types of transportation. [Read less](#)

Clearinghouse: What Works for Health	Settings: Community
Clearinghouse rating: Some Evidence	Ages: Not specified
Outcomes: Increased physical activity	Target populations: Not specified

The goals of the project were to increase overall attendance to Masterson Station Park; increase intergenerational opportunities; and improve social, emotional and mental health of the community through increased opportunities for people to gather, eat and play.

Lexington’s Parks and Recreation Masterplan’s Goal 2: Great Experiences states, “Promote health, wellness and experiences for our growing population through programs and events.” Goal 3: Great Stewardship states, “Value Lexington’s resources through preservation, education and sustainable management practices.” The Masterplan has a Wellness statement under Great Spaces: “Increase fitness opportunities in parks.” and a Facilities statement under Great Experiences: “Increase shade in parks.”

According to NRPA’s 2021 Parks and Recreation: Advancing Community Health and Well-Being, “Given the rise in mental health disorders and concerns surrounding social isolation exacerbated by the COVID-19 pandemic, a more intentional focus on supporting social, emotional and mental health is critical. Park and recreation professionals and their agencies create opportunities for people to gather and connect with others, learn social-emotional skills, and help reduce stress and anxiety.” The report also stated, “Park and recreation professionals work every day to address and mitigate emerging public health threats impacting their cities, towns and counties. From the visible threats of climate change to the unseen threats of mental health disorders and social isolation, parks and recreation plays a critical role in supporting public health in communities.”



According to the CDC COVID-19 guidance, updated Aug. 19th, 2021 (found on www.cdc.gov/coronavirus/2019-ncov/daily-life-coping/outdoor-activities.html) outdoor activities are a safer choice and exercise is encouraged, especially when you can easily socially distance.



Neighborhood Recreation Improvements – Meadowthorpe Park Community Center Roof Repair

LFUCG Project ID: AR_MEADOW_2022

Treasury Portal Project ID: AR_MEADOW_2022

Project Budget: \$78,585

Project Status: **Completed**

Cumulative Obligation: \$78,585

Cumulative Expenditure: \$78,585

Program Income: \$0

Project Expenditure Category: *EC 6: Revenue Replacement/Government Services, EC 6.01 Provision of Government Services*



LEXINGTON
Parks & Recreation

Project Overview

This project greatly enhanced Meadowthorpe Park by repairing the roof of the community building that hosts neighborhood meetings and special events.

This project addressed the needs of the community to have a space to hold important neighborhood meetings and special events that bring people of all ages in the neighborhood together during all seasons of the year.

The goals of the project were to increase the number of neighbor meetings and special events that can be held in a safe environment; increase intergenerational opportunities; and improve social, emotional and mental health of the community through increased opportunities for people to gather.



These improvements were included in the Lexington Parks and Recreation Masterplan, but had not been funded due to lack of funding availability. Budgets for FY2020 and FY2021 were greatly impacted by COVID-19, and resulted in projects being held or not funded on a regular schedule.

Building repair is considered a general service of the LFUCG, and was therefore an eligible expense under EC 6.1 – Provision of Government Services.

<https://www.lexingtonky.gov/neighborhood-association-indoor-facilities>



LEXINGTON

Neighborhood Recreation Improvements – Raven Run Park Prather House Roof

LFUCG Project ID: AR_RVNRUN_2022

Treasury Portal Project ID: AR_RVNRUN_2022

Project Budget: \$154,998

Project Status: **Completed**

Cumulative Obligation: \$154,998

Cumulative Expenditure: \$154,998

Program Income: \$0

Project Expenditure Category: *EC 6: Revenue Replacement/Government Services, EC 6.01 Provision of Government Services*



LEXINGTON
Parks & Recreation

Project Overview

This project greatly enhanced Raven Run Park by repairing the roof as a critical step to restoring the Prather House, which is of historical significance as one of the oldest brick homes in Central Kentucky.

This project addressed the needs of the community to preserve historic buildings and landmarks.

The goals of the project were to preserve the historic Prather House at Raven Run Park for current and future residents and visitors to the park. Historic buildings are an important part of preserving the history of Fayette County, and the Prather House is a perfect example of a building that has been in disrepair but was restored as an example of a brick home from the 1800's.



These improvements were included in the Lexington Parks and Recreation Masterplan, but had not been funded due to lack of funding availability. Budgets for FY2020 and FY2021 were greatly impacted by COVID-19, and resulted in projects being held or not funded on a regular schedule.

Repair of an LFUCG facility is considered a general service of the LFUCG, and was therefore an eligible expense under EC 6.1 – Provision of Government Services.



<https://www.lexingtonky.gov/raven-run-nature-sanctuary>



LEXINGTON

Neighborhood Recreation Improvements – Shillito Park Access Improvement Parking

LFUCG Project ID: AR_SHILTO_2022

Treasury Portal Project ID: AR_SHILTO_2022

Project Budget: \$297,206

Project Status: **Completed**

Cumulative Obligation: \$297,206

Cumulative Expenditure: \$297,206

Program Income: \$0

Project Expenditure Category: *EC 6: Revenue Replacement/Government Services, EC 6.01 Provision of Government Services*



LEXINGTON
Parks & Recreation

Project overview

This project greatly enhanced Shillito Park by paving informal gravel parking areas and repairing existing parking lots. Pedestrian safety features were also added.

This park has a very high volume of use. Therefore, more paved parking and resurfacing of existing parking lots was needed to accommodate the large number of people that visit the park.

This project made the park more accessible by paving gravel lots and resurfacing parking lots that are in disrepair.



The goals of the project were to meet the parking needs of people that attend Shillito Park and improve the accessibility of the park for people of all ages and abilities.

These improvements were included in the Lexington Parks and Recreation Masterplan, but had not been funded due to lack of funding availability. Budgets for FY2020 and FY2021 were greatly impacted by COVID-19, and resulted in projects being held or not funded on a regular schedule.



This was considered a park enhancement, and is providing an opportunity to increase usability of an existing recreation space.



LEXINGTON

Construction of parks is considered a general service of the LFUCG, and is therefore an eligible expense under EC 6.1 – Provision of Government Services.

<https://www.lexingtonky.gov/list-of-all-city-parks>

Neighborhood Recreation Improvements – Southland Park Access Improvement Parking

LFUCG Project ID: AR_STHLND_2022

Treasury Portal Project ID: AR_STHLND_2022

Project Budget: \$202,794

Project Status: **Completed**

Cumulative Obligation: \$202,794

Cumulative Expenditure: \$202,794

Program Income: \$0

Project Expenditure Category: *EC 6: Revenue Replacement/Government Services, EC 6.01 Provision of Government Services*



LEXINGTON
Parks & Recreation

Project overview

This project greatly enhanced Southland Park by repairing the lower parking lot that services Southland Pool.

This existing parking lot surface had failed and needed repair.

This project made the park more accessible by repaving this lot.

The goals of the project were to meet the parking needs of people that attend Southland Pool and improve the accessibility of the park for people of all ages and abilities.



These improvements were included in the Lexington Parks and Recreation Masterplan, but had not been funded due to lack of funding availability. Budgets for FY2020 and FY2021 were greatly impacted by COVID-19, and resulted in projects being held or not funded on a regular schedule.

This was considered a park enhancement, and is providing an opportunity to increase usability of an existing recreation space.

Construction of parks is considered a general service of the LFUCG, and is therefore an eligible expense under EC 6.1 – Provision of Government Services.



LEXINGTON

<https://www.lexingtonky.gov/list-of-all-city-parks>



LEXINGTON

Neighborhood Recreation Improvements – Woodland Park Restroom and Therapeutic Recreation Facility

LFUCG Project ID: AR_WDLAND_2022

Treasury Portal Project ID: AR_WDLAND_2022

Project Budget: \$527,913

Project Status: **Completed**

Cumulative Obligation: \$527,913

Cumulative Expenditure: \$527,913

Program Income: \$0

Project Expenditure Category: *EC 6: Revenue Replacement/Government Services, EC 6.01 Provision of Government Services*



LEXINGTON
Parks & Recreation

Project overview

This project greatly enhanced Woodland Park by replacing the existing restroom and Therapeutic Recreation building. The existing building was beyond the end of life with frequent failures. The old design had been identified as a serious safety concern related to drug use and loitering and was not ADA compliant.

This project has made the park more accessible by renovating the existing building to comply with ADA.

These improvements were included in the Lexington Parks and Recreation Masterplan, but had not been funded due to lack of funding availability. Budgets for FY2020 and FY2021 were greatly impacted by COVID-19, and resulted in projects being held or not funded on a regular schedule. In fact, there was previous funding allocated to this project that was reallocated to another use. ARPA funding made this project possible.

This was considered a park enhancement, and is providing an opportunity to increase usability of an existing recreation space.



LEXINGTON



Construction of parks is considered a general service of the LFUCG, and is therefore an eligible expense under EC 6.1 – Provision of Government Services.

<https://www.lexingtonky.gov/browse/recreation/therapeutic-recreation>

<https://www.lexingtonky.gov/list-of-all-city-parks>

ADA Improvements in Parks

LFUCG Project ID: AR_PRKADA_2022

Treasury Portal Project ID: AR-PRKADA_2022

Project Budget: \$125,000

Project Status: **Completed**

Cumulative Obligation: \$125,000

Cumulative Expenditure: \$125,000

Program Income: \$0

Project Expenditure Category: *EC 6: Revenue Replacement/Government Services, EC 6.01 Provision of Government Services*

Project overview

This project included upgrades and/or additions to existing park amenities based on priorities identified in the Parks and Recreation 2019 ADA audit of most visited park locations.

Projects included:

- Coldstream Dog Park Modifications
- Charles Young Park Access Modifications

Park improvements and ADA compliance of the LFUCG's public spaces are considered general services of the LFUCG, and are therefore eligible expenses under EC 6.1 – Provision of Government Services.

<https://www.lexingtonky.gov/lexington-parks-recreation>



LEXINGTON
Parks & Recreation



LEXINGTON

Cardinal Run North Park Development

LFUCG Project ID: AR_CARDRUN_2022

Treasury Portal Project ID: CardinalRun

Project Budget: \$10,339,336

Project Status: Completed Less Than 50%

Cumulative Obligation: \$9,521,779

Cumulative Expenditure: \$1,823,175

Project Income: \$0

Project Expenditure Category: *EC 6: Revenue Replacement/Government Services, EC 6.01 Provision of Government Services*

Project overview

A new large-scale regional park development that will include infrastructure, restrooms, paved parking areas, paved trails, playground, shelters, a dog park, natural areas and multi-purpose sports fields. This project was included in the Parks and Recreation Masterplan approved by the Urban County Council.

This project will develop a new large-scale regional park in western Fayette County like other regional parks such as Jacobson, Shillito, Veterans, and Masterson Station. Regional parks serve broad community populations throughout Fayette County, including large populations of minority, lower income, and underserved citizens because of the variety, quantity, and quality of the features they offer. They serve as destination parks for many citizens willing to travel, including citizens living in QCT areas, in addition to serving the local community. Regional parks are easily accessible and are designed to be inclusive for all community members regardless of income, age, race, ethnicity, or ability-level. This project will greatly enhance fitness and activity, while improving accessibility, through the construction of paved trails and multi-purpose sports fields. Multi-purpose sports fields in parks have a high usage among minority and lower income communities due to the minimal cost compared to organized sports. This project will greatly enhance the intergenerational experience and



LEXINGTON
Parks & Recreation



LEXINGTON

improve accessibility through the construction of a playground and shelters.

Construction of parks is considered a general service of the LFUCG, and is therefore an eligible expense under EC 6.1 – Provision of Government Services.

<https://www.lexingtonky.gov/list-of-all-city-parks>

<https://www.lexingtonky.gov/news/05-24-2022/brandstetter-carroll-inc-design-cardinal-run-north>



Neighborhood Recreation Improvements – Mary Todd Park Basketball Court

LFUCG Project ID: AR_MRYTDD_2022

Treasury Portal Project ID: AR_MRYTDD_2022

Project Budget: \$97,442

Project Status: **Completed**

Cumulative Obligation: \$97,442

Cumulative Expenditure: \$97,442

Program Income: \$0

Project Expenditure Category: *EC 6: Revenue Replacement/Government Services, EC 6.01 Provision of Government Services*



LEXINGTON
Parks & Recreation

Project overview

This project greatly improved Mary Todd Park by demolishing the failing basketball court and built a new, improved full court basketball court.

This project addressed the need for additional recreational activities for youth and adults in the community, promoting health and wellness.

These improvements were included in the Lexington Parks and Recreation Masterplan, but had not been funded due to lack of funding availability. Budgets for FY2020 and FY2021 were greatly impacted by COVID-19, and resulted in projects being held or not funded on a regular schedule.



This was considered a park enhancement, and provides an opportunity to increase usability of an existing recreation space. Park improvements are considered a general service of the LFUCG, and are therefore eligible expenses under EC 6.1 – Provision of Government Services.

<https://www.lexingtonky.gov/list-of-all-city-parks>

Use of Evidence

Results First Clearinghouse Findings



LEXINGTON

Green space & parks



Clearinghouse: ●

Communities can increase green space and parks by creating new parks or open spaces, renovating or enhancing under-used recreation areas, or rehabilitating vacant lots, abandoned infrastructure, or brownfields. Rails to trails programs, brownfield redevelopment, community gardens, and park enhancements are examples of efforts to increase recreational green space, trails, and parks. Such efforts can be applied to spaces [accessible](#) by foot, bike, and other types of transportation. [Read less](#)

Clearinghouse:

What Works for Health

Settings:

Community

Clearinghouse rating:

Some Evidence

Ages:

Not specified

Outcomes:

Increased physical activity

Target populations:

Not specified

Places for physical activity



Clearinghouse: ●

Enhancing [access](#) to places for physical activity involves changes to local environments that create new opportunities for physical activity or reduce the cost of existing opportunities (e.g., creating walking trails, building exercise facilities, or providing [access](#) to existing nearby facilities). Increased [access](#) is typically achieved in a community through a multi-component strategy that includes training or education for participants¹. Such efforts are often implemented in neighborhoods that have been structurally disadvantaged and under-resourced. [Read less](#)

Clearinghouse:

What Works for Health

Settings:

Community

Clearinghouse rating:

Scientifically Supported

Ages:

Not specified

Outcomes:

Increased physical activity
Improved physical fitness

Target populations:

Not specified

The goals of the project are to improve social, emotional, physical and mental health of the community through increased recreation opportunities for youth and adults.

Lexington's Parks and Recreation Masterplan's Goal 2: Great Experiences states, "Promote health, wellness and experiences for our growing population through programs and events." Goal 3: Great Stewardship states, "Value Lexington's resources through preservation, education and sustainable management practices." The Masterplan also has a Facilities statement under Great Spaces: "Update key facilities."

According to NRPA's 2021 Parks and Recreation: Advancing Community Health and Well-Being, "Given the rise in mental health disorders and concerns surrounding social isolation exacerbated by the COVID-19 pandemic, a more intentional focus on supporting social, emotional and mental health is critical. Park and recreation professionals and their agencies create opportunities for people to gather and connect with others, learn social-emotional skills, and help reduce stress and anxiety." The report also stated,



LEXINGTON

“Park and recreation professionals work every day to address and mitigate emerging public health threats impacting their cities, towns and counties. From the visible threats of climate change to the unseen threats of mental health disorders and social isolation, parks and recreation plays a critical role in supporting public health in communities.”

According to the CDC COVID-19 guidance, updated Aug. 19th, 2021 (found on www.cdc.gov/coronavirus/2019-ncov/daily-life-coping/outdoor-activities.html) outdoor activities are a safer choice and exercise is encouraged, especially when you can easily socially distance.



Access to Quality Greenspace in a QCT - Northeastern Park Playground

LFUCG Project ID: AR_NEASTN_2022

Treasury Portal Project ID: AR_NEASTN_2022

Project Budget: \$250,000

Project Status: **Completed**

Cumulative Obligation: \$250,000

Cumulative Expenditure: \$250,000

Program Income: 0

Project Expenditure Category: *EC 6: Revenue Replacement/Government Services, EC 6.01 Provision of Government Services*



LEXINGTON
Parks & Recreation

Project overview

This project greatly enhanced Northeastern Park by demolishing and replacing the existing playground that was at the end of its life. The new playground includes fitness-oriented youth play equipment with climbing and bouldering features. Shade structures and/or landscaping were added as well as benches and a drinking fountain.


This project made the park more welcoming by adding accessible entries to the playground.

Additional shade attracts more people of all ages to the park and the benches offer a place to sit down for seniors and people with disabilities.

These improvements were included in the Lexington Parks and Recreation Masterplan, but had not been funded due to lack of funding availability. Budgets for FY2020 and FY2021 were greatly impacted by COVID-19, and resulted in projects being held or not funded on a regular schedule.

This was considered a park enhancement, and is providing an opportunity to increase usability of an existing recreation space. Park improvements are considered a general service of the LFUCG, and are therefore eligible expenses under EC 6.1 – Provision of Government Services.

<https://www.lexingtonky.gov/list-of-all-city-parks>



LEXINGTON

Use of Evidence

Results First Clearinghouse Findings

Green space & parks ✕

Clearinghouse: ●

Communities can increase green space and parks by creating new parks or open spaces, renovating or enhancing under-used recreation areas, or rehabilitating vacant lots, abandoned infrastructure, or brownfields. Rails to trails programs, brownfield redevelopment, community gardens, and park enhancements are examples of efforts to increase recreational green space, trails, and parks. Such efforts can be applied to spaces [accessible](#) by foot, bike, and other types of transportation. [Read less](#)

Clearinghouse: What Works for Health	Settings: Community
Clearinghouse rating: Some Evidence	Ages: Not specified
Outcomes: Increased physical activity	Target populations: Not specified

Places for physical activity ✕

Clearinghouse: ●

Enhancing [access](#) to places for physical activity involves changes to local environments that create new opportunities for physical activity or reduce the cost of existing opportunities (e.g., creating walking trails, building exercise facilities, or providing [access](#) to existing nearby facilities). Increased [access](#) is typically achieved in a community through a multi-component strategy that includes training or education for participants¹. Such efforts are often implemented in neighborhoods that have been structurally disadvantaged and under-resourced. [Read less](#)

Clearinghouse: What Works for Health	Settings: Community
Clearinghouse rating: Scientifically Supported	Ages: Not specified
Outcomes: Increased physical activity Improved physical fitness	Target populations: Not specified

The goals of the project are to increase overall attendance to Northeastern Park; increase intergenerational opportunities; and improve social, emotional and mental health of the community through increased opportunities for people to gather and walk through the park even in the heat of the summer.

Lexington’s Parks and Recreation Masterplan’s Goal 2: Great Experiences states, “Promote health, wellness and experiences for our growing population through programs and events.” Goal 3: Great Stewardship states, “Value Lexington’s resources through preservation, education and sustainable management practices.” The Masterplan has a Wellness statement under Great Spaces: “Increase fitness opportunities in parks.” and a Facilities statement under Great Experiences: “Increase shade in parks.”



LEXINGTON

According to NRPA’s 2021 Parks and Recreation: Advancing Community Health and Well-Being, “Given the rise in mental health disorders and concerns surrounding social isolation exacerbated by the COVID-19 pandemic, a more intentional focus on supporting social, emotional and mental health is critical. Park and recreation professionals and their agencies create opportunities for people to gather and connect with others, learn social-emotional skills, and help reduce stress and anxiety.” The report also stated, “Park and recreation professionals work every day to address and mitigate emerging public health threats impacting their cities, towns and counties. From the visible threats of climate change to the unseen threats of mental health disorders and social isolation, parks and recreation plays a critical role in supporting public health in communities.”



According to the CDC COVID-19 guidance, updated Aug. 19th, 2021 (found on www.cdc.gov/coronavirus/2019-ncov/daily-life-coping/outdoor-activities.html) outdoor activities are a safer choice and exercise is encouraged, especially when you can easily socially distance.

The Americans with Disabilities Act (ADA) has made communities more accessible for all residents, through ADA design guidelines that allow for people of all abilities to utilize government facilities and services such as their neighborhood parks and parks programming.



Access to Quality Greenspace in a QCT – Phoenix Park Inclusive Design

LFUCG Project ID: AR_PHOENX_2022

Treasury Portal Project ID: AR_PHOENX_2022

Project Budget: \$150,000

Project Status: **Completed**

Cumulative Obligation: \$150,000

Cumulative Expenditure: \$150,000

Program Income: 0

Project Expenditure Category: *EC 6: Revenue Replacement/Government Services, EC 6.01 Provision of Government Services*



LEXINGTON
Parks & Recreation

Project overview

This project studied ways to make Phoenix Park a more inclusive park through the addition of innovative park amenities that will encourage intergenerational activities; inclusion of the Downtown Library in the design process to integrate with its services; and design that will incorporate the essence of downtown Lexington. Construction of the new park is now underway utilizing General Funds.

This project looked for opportunities to add shade and benches which will attract more people of all ages and abilities to the park. Park improvements are considered a general service of the LFUCG, and are therefore eligible expenses under EC 6.1 – Provision of Government Services.

<https://www.lexingtonky.gov/list-of-all-city-parks>



LEXINGTON

Neighborhood Recreation Improvements in a QCT - Pine Meadows Park Playground

LFUCG Project ID: AR_PINMDW_2022

Treasury Portal Project ID: AR_PINMDW_2022

Project Budget: \$153,404

Project Status: **Completed**

Cumulative Obligation: \$153,404

Cumulative Expenditure: \$153,404

Program Income: \$0

Project Expenditure Category: *EC 6: Revenue Replacement/Government Services, EC 6.01 Provision of Government Services*



LEXINGTON
Parks & Recreation

Project overview

This project greatly enhanced Pine Meadows Park by replacing the playground that was at the end of life with a new/improved playground.

This project encourages fitness and intergenerational play with varying types of playground equipment.

This project makes the park more accessible by adding accessible equipment and walkways as part of the new playground.

Additional shade and seating attract more people of all ages to the park and offer a place to relax for seniors and people with disabilities.



These improvements were included in the Lexington Parks and Recreation Masterplan, but had not been funded due to lack of funding availability. Budgets for FY2020 and FY2021 were greatly impacted by COVID-19, and resulted in projects being held or not funded on a regular schedule.

This was considered a park enhancement, and is providing an opportunity to increase usability of an existing recreation space. Park improvements are considered a general service of the LFUCG, and are therefore eligible expenses under EC 6.1 – Provision of Government Services.

<https://www.lexingtonky.gov/list-of-all-city-parks>

Use of Evidence

Results First Clearinghouse Findings



LEXINGTON

Green space & parks ✕

Clearinghouse: ●

Communities can increase green space and parks by creating new parks or open spaces, renovating or enhancing under-used recreation areas, or rehabilitating vacant lots, abandoned infrastructure, or brownfields. Rails to trails programs, brownfield redevelopment, community gardens, and park enhancements are examples of efforts to increase recreational green space, trails, and parks. Such efforts can be applied to spaces [accessible](#) by foot, bike, and other types of transportation. [Read less](#)

Clearinghouse:

What Works for Health

Settings:

Community

Clearinghouse rating:

Some Evidence

Ages:

Not specified

Outcomes:

Increased physical activity

Target populations:

Not specified

Places for physical activity ✕

Clearinghouse: ●

Enhancing [access](#) to places for physical activity involves changes to local environments that create new opportunities for physical activity or reduce the cost of existing opportunities (e.g., creating walking trails, building exercise facilities, or providing [access](#) to existing nearby facilities). Increased [access](#) is typically achieved in a community through a multi-component strategy that includes training or education for participants¹. Such efforts are often implemented in neighborhoods that have been structurally disadvantaged and under-resourced. [Read less](#)

Clearinghouse:

What Works for Health

Settings:

Community

Clearinghouse rating:

Scientifically Supported

Ages:

Not specified

Outcomes:

Increased physical activity

Improved physical fitness

Target populations:

Not specified

The goals of the project are to increase overall attendance to Pine Meadows Park; increase intergenerational opportunities; and improve social, emotional, physical and mental health of the community through increased opportunities for people to gather and play.

Lexington's Parks and Recreation Masterplan's Goal 2: Great Experiences states, "Promote health, wellness and experiences for our growing population through programs and events." Goal 3: Great Stewardship states, "Value Lexington's resources through preservation, education and sustainable management practices." The Masterplan has a Wellness statement under Great Spaces: "Increase fitness opportunities in parks." and a Facilities statement under Great Experiences: "Increase shade in parks."

According to NRPA's 2021 Parks and Recreation: Advancing Community Health and Well-Being, "Given the rise in mental health disorders and concerns surrounding social isolation exacerbated by the COVID-19 pandemic, a more intentional focus on supporting social, emotional and mental health is critical. Park



LEXINGTON

and recreation professionals and their agencies create opportunities for people to gather and connect with others, learn social-emotional skills, and help reduce stress and anxiety.” The report also stated, “Park and recreation professionals work every day to address and mitigate emerging public health threats impacting their cities, towns and counties. From the visible threats of climate change to the unseen threats of mental health disorders and social isolation, parks and recreation plays a critical role in supporting public health in communities.”

According to the CDC COVID-19 guidance, updated Aug. 19th, 2021 (found on www.cdc.gov/coronavirus/2019-ncov/daily-life-coping/outdoor-activities.html) outdoor activities are a safer choice and exercise is encouraged, especially when you can easily socially distance.

The Americans with Disabilities Act (ADA) has made communities more accessible for all residents, through ADA design guidelines that allow for people of all abilities to utilize government facilities and services such as their neighborhood parks and parks programming.



Neighborhood Recreation Improvements in a QCT – River Hill Park Sports Courts

LFUCG Project ID: AR_RVRHILL_2022

Treasury Portal Project ID: AR_RVRHILL_2022

Project Budget: \$190,876

Project Status: Completed 50% or More

Cumulative Obligation: \$190,876

Cumulative Expenditure: \$190,186

Program Income: 0

Project Expenditure Category: *EC 6: Revenue Replacement/Government Services, EC 6.01 Provision of Government Services*



LEXINGTON
Parks & Recreation

Project overview

This project will demolish failing tennis courts and build new pickleball courts.

This project will address the need for additional recreational activities for youth, adults and seniors in the community, promoting health and wellness. This sport is very popular with seniors. Pickleball is the fastest growing sport in the United States.

These improvements were included in the Lexington Parks and Recreation Masterplan, but had not been funded due to lack of funding availability. Budgets for FY2020 and FY2021 were greatly impacted by COVID-19, and resulted in projects being held or not funded on a regular schedule.

This is considered a park enhancement, and will provide an opportunity to increase usability of an existing recreation space. Park improvements are considered a general service of the LFUCG, and are therefore eligible expenses under EC 6.1 – Provision of Government Services.

<https://www.lexingtonky.gov/list-of-all-city-parks>

Use of Evidence

Results First Clearinghouse Findings



LEXINGTON

Green space & parks



Clearinghouse: ●

Communities can increase green space and parks by creating new parks or open spaces, renovating or enhancing under-used recreation areas, or rehabilitating vacant lots, abandoned infrastructure, or brownfields. Rails to trails programs, brownfield redevelopment, community gardens, and park enhancements are examples of efforts to increase recreational green space, trails, and parks. Such efforts can be applied to spaces [accessible](#) by foot, bike, and other types of transportation. [Read less](#)

Clearinghouse:

What Works for Health

Settings:

Community

Clearinghouse rating:

Some Evidence

Ages:

Not specified

Outcomes:

Increased physical activity

Target populations:

Not specified

Places for physical activity



Clearinghouse: ●

Enhancing [access](#) to places for physical activity involves changes to local environments that create new opportunities for physical activity or reduce the cost of existing opportunities (e.g., creating walking trails, building exercise facilities, or providing [access](#) to existing nearby facilities). Increased [access](#) is typically achieved in a community through a multi-component strategy that includes training or education for participants¹. Such efforts are often implemented in neighborhoods that have been structurally disadvantaged and under-resourced. [Read less](#)

Clearinghouse:

What Works for Health

Settings:

Community

Clearinghouse rating:

Scientifically Supported

Ages:

Not specified

Outcomes:

Increased physical activity
Improved physical fitness

Target populations:

Not specified

The goals of the project are to improve social, emotional, physical and mental health of the community through increased recreation opportunities for youth, adults and seniors.

Lexington's Parks and Recreation Masterplan's Goal 2: Great Experiences states, "Promote health, wellness and experiences for our growing population through programs and events." Goal 3: Great Stewardship states, "Value Lexington's resources through preservation, education and sustainable management practices." The Masterplan also has a Facilities statement under Great Spaces: "Update key facilities."

According to NRPA's 2021 Parks and Recreation: Advancing Community Health and Well-Being, "Given the rise in mental health disorders and concerns surrounding social isolation exacerbated by the COVID-19 pandemic, a more intentional focus on supporting social, emotional and mental health is critical. Park and recreation professionals and their agencies create opportunities for people to gather and connect with others, learn social-emotional skills, and help reduce stress and anxiety." The report also stated,



LEXINGTON

“Park and recreation professionals work every day to address and mitigate emerging public health threats impacting their cities, towns and counties. From the visible threats of climate change to the unseen threats of mental health disorders and social isolation, parks and recreation plays a critical role in supporting public health in communities.”

According to the CDC COVID-19 guidance, updated Aug. 19th, 2021 (found on www.cdc.gov/coronavirus/2019-ncov/daily-life-coping/outdoor-activities.html) outdoor activities are a safer choice and exercise is encouraged, especially when you can easily socially distance.



General Parks and Recreation Improvements Phase II

LFUCG Project ID: AR_NQCT_2022

Treasury Portal Project ID: GenParksRec

Project Budget: \$3,959,605

Project Status: Completed 50% or More

Cumulative Obligation: \$3,786,928

Cumulative Expenditure: \$2,253,879

Program Income: 0

Project Expenditure Category: *EC 6: Revenue Replacement/Government Services, EC 6.01 Provision of Government Services*

Project Overview

This project will greatly enhance fitness and activity at the following parks with new or replaced sports courts: Lansdowne-Merrick Park, Meadowbrook Park, Marlboro Park, Woodland Park, Shillito Park and Constitution Park. This project will greatly enhance the intergenerational experience and improve the accessibility of the following parks with new or replaced playgrounds: Woodland Park, Trailwood Greenway, Meadowthorpe Park and Mary Todd Park. This project will greatly enhance fitness and activity as well as improve accessibility at the following parks with new or improved trails: Jacobson Park, Masterson Park, Raven Run Nature Sanctuary and Wildwood Park. Jacobson, Masterson and Shillito Parks are all regional parks with destination playgrounds and other features such as soccer fields and bodies of water. These regional parks are easily accessible off main roads and have high usage among minority and lower income populations. Woodland Park is in an urban setting and has a skate park that attracts a diverse population to the park.



LEXINGTON
Parks & Recreation



LEXINGTON

Trails

Jacobson Park - New paved trail to complete trail loop connecting popular features.

Masterson Station Park - New paved trail connecting Town Branch trail to playground/sprayground.

Raven Run Nature Sanctuary - New ADA paved/hardened trail loop.

Wildwood Park - Paved trail realignment to eliminate flooding.



Sports Courts

Shillito Park Tennis/Pickleball – Convert five courts to pickleball and rebuild eight tennis courts, replace fence fabric & wind screen; make parking and path of travel accessible.

Woodland Park Tennis - Resurfaced four courts and practice area.

Constitution Park Pickleball - Two existing tennis courts will be repurposed into six new pickleball courts.

Marlboro Park Basketball - Full court renovation.

Meadowbrook Park Basketball - Full court relocation.

Lansdowne-Merrick Basketball - Full court renovation.

Playgrounds

Woodland Park – Constructed new playground addition.

Trailwood Greenway - Added “play pods” along greenway.

Meadowthorpe Park - Replaced playground.

Mary Todd Park - Replaced playground.



Shelter

Mary Todd Park – Constructed a shelter.

Park improvements are considered a general service of the LFUCG, and are therefore eligible expenses under EC 6.1 – Provision of Government Services.

<https://www.lexingtonky.gov/parksmasterplan>

Use of Evidence

Results First Clearinghouse Findings



LEXINGTON

Green space & parks



Clearinghouse: ●

Communities can increase green space and parks by creating new parks or open spaces, renovating or enhancing under-used recreation areas, or rehabilitating vacant lots, abandoned infrastructure, or brownfields. Rails to trails programs, brownfield redevelopment, community gardens, and park enhancements are examples of efforts to increase recreational green space, trails, and parks. Such efforts can be applied to spaces [accessible](#) by foot, bike, and other types of transportation. [Read less](#)

Clearinghouse:

What Works for Health

Settings:

Community

Clearinghouse rating:

Some Evidence

Ages:

Not specified

Outcomes:

Increased physical activity

Target populations:

Not specified

Places for physical activity



Clearinghouse: ●

Enhancing [access](#) to places for physical activity involves changes to local environments that create new opportunities for physical activity or reduce the cost of existing opportunities (e.g., creating walking trails, building exercise facilities, or providing [access](#) to existing nearby facilities). Increased [access](#) is typically achieved in a community through a multi-component strategy that includes training or education for participants¹. Such efforts are often implemented in neighborhoods that have been structurally disadvantaged and under-resourced. [Read less](#)

Clearinghouse:

What Works for Health

Settings:

Community

Clearinghouse rating:

Scientifically Supported

Ages:

Not specified

Outcomes:

Increased physical activity
Improved physical fitness

Target populations:

Not specified

The goals of the project are to improve social, emotional, physical and mental health of the community through increased recreation opportunities for youth, adults and seniors.

Lexington's Parks and Recreation Masterplan's Goal 2: Great Experiences states, "Promote health, wellness and experiences for our growing population through programs and events." Goal 3: Great Stewardship states, "Value Lexington's resources through preservation, education and sustainable management practices." The Masterplan also has a Facilities statement under Great Spaces: "Update key facilities."



LEXINGTON

According to NRPA's 2021 Parks and Recreation: Advancing Community Health and Well-Being, "Given the rise in mental health disorders and concerns surrounding social isolation exacerbated by the COVID-19 pandemic, a more intentional focus on supporting social, emotional and mental health is critical. Park and recreation professionals and their agencies create opportunities for people to gather and connect with others, learn social-emotional skills, and help reduce stress and anxiety." The report also stated, "Park and recreation professionals work every day to address and mitigate emerging public health threats impacting their cities, towns and counties. From the visible threats of climate change to the unseen threats of mental health disorders and social isolation, parks and recreation plays a critical role in supporting public health in communities."



According to the CDC COVID-19 guidance, updated Aug. 19, 2021 (found on www.cdc.gov/coronavirus/2019-ncov/daily-life-coping/outdoor-activities.html) outdoor activities are a safer choice and exercise is encouraged, especially when you can easily socially distance.



Parks Masterplan Phase II – QCT Areas

LFUCG Project ID: AR_PARKQCT_2022

Treasury Portal Project ID: PMQCT

Project Budget: \$4,222,622

Project Status: Completed 50% or More

Cumulative Obligation: \$3,922,513

Cumulative Expenditure: \$2,887,063

Program Income: 0

Project Expenditure Category: *EC 6: Revenue Replacement/Government Services, EC 6.01 Provision of Government Services*


Project Overview

All projects are in QCT's, serving underserved populations in the community. The accessibility that these projects will allow for Fayette County residents of all ages and abilities to walk or roll on trails together, meet in community centers, and play with their children and grandchildren at playgrounds. All people deserve fun playgrounds, accessible community centers that provide a wide variety of programming, and courts that allow people to play the sport they like best.

Dunbar Community Center is a historic school building. Dunbar High School was built as an all-black high school in 1922. It became the first black high school in Kentucky to be admitted to the Southern Association of Colleges and Secondary Schools. In 1973 it was acquired by Parks. Renovations were made to turn it into the center it is today, but the original entrance and gym were kept. Most participants and visitors remain people of color. The Dunbar Community Center project directly improves a community center located in a zip code that has a median household income of \$20,412, where 51% of residents work part time, 70% with highest education completed is a high school diploma, and 80% of children aged 3-17 are enrolled in public school. Dunbar Community Center has not undergone a substantial renovation in more than 15



LEXINGTON
Parks & Recreation



LEXINGTON

years. Maintaining and improving Dunbar Center ensures that the community center offers activities for low-income residents to thrive.

Trails

Gainesway Park - Paved trail realignment to eliminate flooding.

Whitney Young Park - Constructed new paved trail.



Sports Courts

Picadome Park - Construct four new pickleball courts.

Mount Tabor Park - Repaired two existing tennis courts; install new practice board.

Pine Meadows Park - Replaced basketball half court.

Douglass Park – Refreshed basketball courts.



Playgrounds

Elizabeth St Park - Replaced playground.

Duncan Park - Replaced playground.

Community Center Improvements

Dunbar Community Center - Replaced roof, created ADA restrooms on three floors, provided an unassigned single-user restroom. Abatement and flooring and paint refresh.

Valley Neighborhood Center – Renovate and add to existing facility for enhanced programming space.



Park improvements are considered a general service of the LFUCG, and are therefore eligible expenses under EC 6.1 – Provision of Government Services.

<https://www.lexingtonky.gov/parksmasterplan>

Use of Evidence

Results First Clearinghouse Findings



LEXINGTON

Green space & parks



Clearinghouse: ●

Communities can increase green space and parks by creating new parks or open spaces, renovating or enhancing under-used recreation areas, or rehabilitating vacant lots, abandoned infrastructure, or brownfields. Rails to trails programs, brownfield redevelopment, community gardens, and park enhancements are examples of efforts to increase recreational green space, trails, and parks. Such efforts can be applied to spaces [accessible](#) by foot, bike, and other types of transportation. [Read less](#)

Clearinghouse:

What Works for Health

Settings:

Community

Clearinghouse rating:

Some Evidence

Ages:

Not specified

Outcomes:

Increased physical activity

Target populations:

Not specified

Places for physical activity



Clearinghouse: ●

Enhancing [access](#) to places for physical activity involves changes to local environments that create new opportunities for physical activity or reduce the cost of existing opportunities (e.g., creating walking trails, building exercise facilities, or providing [access](#) to existing nearby facilities). Increased [access](#) is typically achieved in a community through a multi-component strategy that includes training or education for participants¹. Such efforts are often implemented in neighborhoods that have been structurally disadvantaged and under-resourced. [Read less](#)

Clearinghouse:

What Works for Health

Settings:

Community

Clearinghouse rating:

Scientifically Supported

Ages:

Not specified

Outcomes:

Increased physical activity
Improved physical fitness

Target populations:

Not specified

The goals of the project are to improve social, emotional, physical and mental health of the community through increased recreation opportunities for youth, adults and seniors.

Lexington's Parks and Recreation Masterplan's Goal 2: Great Experiences states, "Promote health, wellness and experiences for our growing population through programs and events." Goal 3: Great Stewardship states, "Value Lexington's resources through preservation, education and sustainable management practices." The Masterplan also has a Facilities statement under Great Spaces: "Update key facilities."

According to NRPA's 2021 Parks and Recreation: Advancing Community Health and Well-Being, "Given the rise in mental health disorders and concerns surrounding social isolation exacerbated by the COVID-19 pandemic, a more intentional focus on supporting social, emotional and mental health is critical. Park and recreation professionals and their agencies create opportunities for people to gather and connect with others, learn social-emotional skills, and help reduce stress and anxiety." The report also stated,



LEXINGTON

“Park and recreation professionals work every day to address and mitigate emerging public health threats impacting their cities, towns and counties. From the visible threats of climate change to the unseen threats of mental health disorders and social isolation, parks and recreation plays a critical role in supporting public health in communities.”

According to the CDC COVID-19 guidance, updated Aug. 19th, 2021 (found on www.cdc.gov/coronavirus/2019-ncov/daily-life-coping/outdoor-activities.html) outdoor activities are a safer choice and exercise is encouraged, especially when you can easily socially distance.



Parks Masterplan Phase II – Maintenance

LFUCG Project ID: AR_BUILD_2022

Treasury Portal Project ID: PMMaint

Project Budget: \$984,002

Project Status: Completed 50% or More

Cumulative Obligation: \$927,303

Cumulative Expenditure: \$927,303

Program Income: \$0

Project Expenditure Category: *EC 6: Revenue Replacement/Government Services, EC 6.01 Provision of Government Services*

Project Overview

These maintenance projects will provide necessary infrastructure capital repairs to allow Parks staff, community partners, and neighborhood associations to offer programming, opportunities for community organization, and other support to citizens. Many projects are in traditionally underserved communities in lower income areas. Community Centers are owned and operated by Parks. They offer a wide variety of inclusive recreation and education programs and provide community resources. Neighborhood Centers are owned by Parks but are administered by their Neighborhood Associations. The associations offer a wide variety of programming to members of their community to include mentoring, tutoring, financial guidance, and resource fairs. Neighborhood Centers host events for the surrounding community and offer a safe, centrally located indoor site for regular neighborhood meetings. As the Division continues to do outreach in these communities, the infrastructure in these centers becomes vital to the mission of providing affordable recreational opportunities for all. These projects will address serious structural and preventative maintenance issues that will allow underserved communities to gather in their neighborhood.

Roof Replacements

Tates Creek Maintenance Building



LEXINGTON
Parks & Recreation



LEXINGTON

Picadome Administration Building

Woodhill Neighborhood Center

Highlands Neighborhood Center

Hisle Park Program Building.

HVAC Replacement

Highlands Neighborhood Center

Lou Johnson Community Center

Oakwood Community Center

Window Maintenance/Replacement

Dunbar Community Center

Carver Community Center


Electrical Repair

Masterson Station Park Fairgrounds-repaired and replaced underground electrical lines servicing fairground user hook-ups.

Park improvements are considered a general service of the LFUCG, and are therefore eligible expenses under EC 6.1 – Provision of Government Services.

<https://www.lexingtonky.gov/parksmasterplan>

<https://www.lexingtonky.gov/communitycenters>



Parks Masterplan Phase II – Aquatics

LFUCG Project ID: AR_AQUATIC_2022

Treasury Portal Project ID: PMAqua

Project Budget: \$7,027,717

Project Status: Completed Less Than 50%

Cumulative Obligation: \$6,637,700

Cumulative Expenditure: \$1,417,861

Program Income: 0

Project Expenditure Category: *EC 6: Revenue Replacement/Government Services, EC 6.01 Provision of Government Services*

Project Overview

The Aquatics section of Parks and Recreation has always worked hard to offer amenities and programs to underserved communities throughout the area.

Aquatics offers scholarship programs that reduce season pass and swim lesson costs in half, free swim lessons, and events throughout the swim season. Three of the six pools are in traditionally lower income areas and enjoy attendance of primarily teens and young families. Unfortunately, due to recent budget strictures, a long list of deferred maintenance projects has developed.

These projects will ensure that these six aquatic facilities remain operational and running at greater efficiency.

Replacing pumps, motors, filter tanks, diving boards etc.

may not seem like they are serving communities in need on the surface, but without this investment, the Aquatic system would be on the verge of collapse. Investment in the pump rooms and filtration systems will allow us to continue providing free swim lessons at Douglass Pool, neighborhood events at Castlewood Aquatic Center, in addition to general recreational opportunities to swim that all communities should have the opportunity to enjoy.

Pool Pump Replacement

Castlewood Pool- Replaced slide pump.



LEXINGTON
Parks & Recreation



LEXINGTON

Southland Pool- Replaced two baby pool feature pumps.

Aquatic Design

Douglass Pool – Design and construction of new aquatics center and bathhouse.

Diving Boards

Douglass Pool – Replaced one diving board.

Shillito Pool - Replaced one diving board.

Southland Pool - Replaced two diving boards and stands.

Woodland Pool - Replaced one diving board and re-mount stand.



Concrete Repair

Shillito Pool - Repaired concrete around pool due to settling issues.

Play Feature

Southland Pool - Installed new pool play feature.

Tates Creek Pool Play Feature - Repaired pool play feature.

Woodland Pool Play Feature - Installed new pool play feature.



Tank Replacements

Southland Pool - Replaced three filter tanks for main pool.

Woodland Pool - Installed the four new filter tanks.

Park improvements are considered a general service of the LFUCG, and are therefore eligible expenses under EC 6.1 – Provision of Government Services.

<https://www.lexingtonky.gov/browse/recreation/aquatics>

<https://www.lexingtonky.gov/sites/default/files/2022-06/Aquatics%20Master%20Plan%20%28April%2C%202016%29%20low%20res.pdf>

Use of Evidence

Places for physical activity

Enhancing access to places for physical activity involves changes to local environments that create new opportunities for physical activity or reduce the cost of existing opportunities (e.g., creating walking trails, building exercise facilities, or providing access to existing nearby facilities). Increased access is typically achieved in a community through a multi-component strategy that includes training or



LEXINGTON

education for participants¹. Such efforts are often implemented in neighborhoods that have been structurally disadvantaged and under-resourced.

Expected Beneficial Outcomes (Rated)

Increased physical activity
Improved physical fitness

Other Potential Beneficial Outcomes

Reduced obesity rates
Reduced emissions
Reduced vehicle miles traveled

Evidence of Effectiveness

There is strong evidence that improving access to places for physical activity increases physical activity and improves physical fitness in urban, rural, and suburban areas^{1, 2, 3, 4, 5, 6, 7}. Access itself is also strongly associated with high levels of physical activity⁸. Among adolescents, access is associated with increased time spent in vigorous physical activity⁹, and lower obesity rates¹⁰.

A study of adolescents in military families associates moving to a neighborhood with more opportunities for physical activity with increased physical activity⁹. Temporary street closures to create safe spaces for physical activity can increase physical activity for participants both during the event and afterwards¹¹. Individuals who meet physical activity recommendations and report vigorous exercise are more likely to use recreational facilities, compared to those who report light-to-moderate exercise¹².

Increasing access to places for physical activity in conjunction with efforts to address quality, cleanliness, and any safety or

security concerns of such facilities may be more effective over the long-term at increasing physical activity levels than increasing access alone⁵. Research suggests that considering all types of weather such as freezing temperatures and rain when implementing a plan to increase access to places for physical activity can improve the effectiveness of the plan, particularly in cold weather states¹³. Studies suggest adolescents may perceive a lack of age-appropriate features, and sports fields, adventurous playgrounds, trails, and walking paths may encourage visitation of public open spaces and physical activity across several age groups¹⁴. To increase the appeal and perception of safety in places for physical activity, experts recommend spaces be well-maintained, appeal to males and females¹⁴, and include lighting, vegetation that facilitates open views, areas with street access and higher pedestrian activity, amenities like seating and drinking fountains, and features such as sculptures and food vendors¹⁵.



Overall, individuals with higher socio-economic status have been shown to have greater access to physical activity centers than those with lower socio-economic status^{16, 17}. One study suggests physical activity is generally higher in neighborhoods with more recreational facilities, and highest among those with facility memberships; experts suggest efforts to reduce financial and social barriers to membership can increase access to places for physical activity for minorities and those with low incomes¹⁸. Among North Carolina middle school students, living in socioeconomically disadvantaged rural areas is also associated with fewer places for physical activity and higher rates of obesity¹⁹. One study of military veterans living in a metropolitan area suggests that access to parks and fitness facilities may not be enough to increase physical activity and weight status outcomes; some populations may need more than access alone to improve physical activity²⁰.

Places for physical activity that increase opportunities for active transportation such as walking trails, bike paths, or rails to trails projects may replace automotive trips with biking and walking, which may reduce vehicle miles traveled (VMT) and greenhouse gas emissions that contribute to climate change²¹.

Impact on Disparities

No impact on disparities likely

<https://www.countyhealthrankings.org/take-action-to-improve-health/what-works-for-health/strategies/places-for-physical-activity>



Pam Miller Downtown Art Center (PMDAC) Renovation

LFUCG Project ID: AR_PMDAC_2022

Treasury Portal Project ID: PMArts

Project Budget: \$2,675,000

Project Status: Completed 50% or More

Cumulative Obligation: \$2,583,001

Cumulative Expenditure: \$2,082,821

Program Income: \$0

Project Expenditure Category: *EC 6: Revenue Replacement/Government Services, EC 6.01 Provision of Government Services*

Project Overview

The Pam Miller Downtown Arts Center (PMDAC) is an arts and entertainment facility located on Main Street, in the heart of downtown Lexington. The PMDAC offers a variety of both visual and performing arts with theatre, dance and music programs as well as exhibits in all media including painting, sculpture, photography, mixed media, film and digital arts. Meeting and event space is also available. The facility is in a QCT, and part of the greater urban core of Lexington, which primarily consists of QCT areas. Simply put, this facility, the programs offered, and its central location will greatly benefit low-income communities that have been historically underserved.

Programming is diverse and multifaceted to reflect the surrounding community with care to be inclusive, affordable equitable and educational. The venue offers low-cost rental rates to qualified participants and a rent-free exhibit space for emerging artists, community groups and others.

This project will allow Fayette County residents of all ages, abilities, and income levels accessibility to enjoy and participate in a variety of enriching arts experiences. This renovation will provide necessary infrastructure capital repairs to allow Parks staff, community partners, and civic organizations to continue offering programming, performances, exhibits, and event spaces to serve the surrounding community.



LEXINGTON
Parks & Recreation



LEXINGTON

This project will acquire the facility from the State of Kentucky and renovate the 3rd floor to include multipurpose/performance space, with workshop classroom and ADA accessible restrooms. The café will include a multipurpose/event/reception space, serving/catering area and storage area. Construction scope shall include selective demolition, new interior partitions, new acoustic ceilings and sound absorptive floor finishes, new paint and wall finishes including acoustic wall panels, upgraded lighting, electrical, HVAC and sprinkler system, interior masonry and structural repairs including concrete slab and roof joist improvements, and updated egress.

The Pam Miller Downtown Arts Center is an LFUCG-operated facility open to the public, and is therefore an eligible expense under EC 6.1 – Provision of Government Services.

<https://www.lexingtonky.gov/about-downtown-arts-center>

Use of Evidence

Community arts programs

Community arts programs, also called participatory arts programs, include visual, media, and performing arts activities open to interested community members. Community-based organizations or art centers offer programs for community members to create artwork through collaboration and interactions with others. Programs can focus on building community, increasing awareness of the value of the arts, developing creativity, or addressing common issues within a community.



Expected Beneficial Outcomes (Rated)

Improved social networks
Increased social capital
Increased social cohesion
Increased community involvement

Other Potential Beneficial Outcomes

Improved mental health
Reduced stigma
Increased self-confidence



Evidence of Effectiveness

Community arts programs are a suggested strategy to increase social support^{1, 2, 3} and develop social capital and social cohesion throughout communities^{1, 4, 5, 6, 7}. Such programs may also promote community involvement^{4, 5, 7, 8}. Available evidence suggests community arts programs and creative



activities can improve mental health for participants^{2, 9, 10}, including delinquent youth¹¹. However, additional evidence is needed to confirm effects.

UK- and Canada-based studies demonstrate that group-based community visual arts and music programs may improve physical and mental health outcomes and increase community connections among older adults^{10, 12, 13}. A study of Porch Light, a Philadelphia-based mural art project, suggests that residents are more likely to perceive high levels of neighborhood cohesion and trust, and less likely to stigmatize individuals with mental illness in neighborhoods with participatory art projects⁶.

Creative extracurricular activities such as music, dance, drama, and visual arts, frequently part of community arts programs, can improve self-confidence and self-esteem, and increase positive behaviors among participating children and adolescents¹⁴. Community-centered arts and culture efforts are recommended to increase social cohesion and cultural assets for communities of color and with low incomes¹⁵. New York City-based studies suggest that neighborhoods with low incomes and high levels of racial diversity can experience the greatest social well-being and health benefits from arts programs and cultural resources; however, neighborhoods with low incomes have relatively fewer resources available than those with higher incomes^{16, 17}.



A case study suggests community arts activities can be incorporated in reentry services to improve the well-being of individuals formerly incarcerated¹⁸. Arts-based programming in the public safety sector can promote empathy, understanding, and well-being, and increase quality of place in communities; such community arts programming can be designed to support prevention efforts (e.g., engaging law enforcement and community members in community theatre) or rehabilitation and reintegration efforts (e.g., horticultural programs in correctional facilities and fine arts career training for people formerly incarcerated)¹⁹.

Impact on Disparities

Likely to decrease disparities

Implementation Examples

Several states have Arts Boards that promote art in the community programs²⁰. Examples of community art programs include Free City Mural Festival in Flint, MI²¹, Mill Hill Arts Village activities in Macon, GA²², and Groundswell in New York City²³. The Woodland Indian Arts Initiative in Wisconsin²⁴ and the Native Arts Initiative²⁵ are examples of efforts to support traditional arts and cultural assets in Native American communities. As of June 2020, the City of Boulder Office of Arts and Culture launched the Creative Neighborhood: COVID-19 Work Projects, which has funded 66 art projects to support artists and help neighbors stay connected and recover²⁶.



Project HEAL (Health. Equity. Art. Learning.) is a cultural blueprint for both urban and rural communities that is designed to activate the potential of community arts and cultural assets to support health, well-being, capacity and engagement in communities²⁷. Animating Democracy provides guides²⁷ and a framework²⁸ of its Arts for Change project that promotes appreciation of creative work among artists, funders, and community members at the intersection of participatory arts and civic engagement, community development, and justice. In the United Kingdom, Connected Communities, a cross-research council program led by the Arts and Humanities Research Council, promotes participatory arts projects to enhance quality of place in communities²⁹.

<https://www.countyhealthrankings.org/take-action-to-improve-health/what-works-for-health/strategies/community-arts-programs>



Government Employee Pay Supplements

LFUCG Project ID: AR_GOVPAY_2022

Treasury Portal Project ID: AR_GOVPAY_2022

Project Budget: \$4,436,928

Project Status: **Completed**

Cumulative Obligation: \$4,436,928

Cumulative Expenditure: \$4,436,928

Program Income: \$0

Project Expenditure Category: *EC 6: Revenue Replacement/Government Services, EC 6.01 Provision of Government Services*

Project Overview

This project included a one-time supplement pay of \$3,500 to the LFUCG employees not eligible for ARPA Premium Pay. This was necessary to support retention of staff at a time when loss of revenue had prevented adequate salary increases, making it difficult to retain staff in most divisions.



LEXINGTON



Number of Employees Receiving Pay Supplements	952
---	-----



LEXINGTON

Critical Government Needs – Broadband Request for Proposals (RFP)

LFUCG Project ID: AR_BRDBAND_2022

Treasury Portal Project ID: AR_BRDBAND_2022

Project Budget: \$19,571

Project Status: **Completed**

Cumulative Obligation: \$19,571

Cumulative Expenditure: \$19,571

Program Income: \$0

Project Expenditure Category: *EC 6: Revenue Replacement/Government Services, EC 6.01 Provision of Government Services*

Project Overview

The project wrote and issued an RFP for the Central Kentucky Regional Counties (Fayette, Madison, Clark, Bourbon, Scott, Jessamine, Woodford).

The LFUCG has previously and continuously facilitated the expansion of broadband by private companies to residents and therefore this is an eligible expense under EC 6.1 – Provision of Government Services.

<https://www.lexingtonky.gov/departments/chief-information-officer>

Use of Evidence

Broadband initiatives for unserved and underserved areas

Broadband is high-speed internet access that is faster than dial-up and ready for use immediately. Broadband speed and bandwidth vary¹ but can be measured as download/upload speed in megabits per second (Mbps)². Broadband transmission technologies include digital subscriber line (DSL), cable modem, fiber, wireless, satellite, and broadband over power lines (BPL)³. Comprehensive broadband initiatives consider geographic, social, and economic factors to improve broadband infrastructure and increase broadband adoption, including the cost of internet service, devices, and digital literacy skills⁴. There are many ways for states to increase broadband availability and adoption in unserved and underserved areas, such as grants and loans to internet service providers, nonprofit utility cooperatives, and local governments⁵. Definitions of unserved and underserved areas vary by state⁶. In the US, approximately 24 million people live in digital deserts without broadband access, including approximately 19 million people in rural areas and 1.4 million people living on Tribal lands⁷.

Expected Beneficial Outcomes (Rated)

Increased broadband adoption



LEXINGTON



LEXINGTON
*Chief Information
Officer*

Increased labor force participation

Other Potential Beneficial Outcomes

Increased access to care
 Increased access to mental health services
 Increased financial stability
 Improved health outcomes
 Improved mental health
 Improved well-being
 Increased social connectedness

Evidence of Effectiveness

There is some evidence that broadband initiatives for unserved and underserved areas increase broadband adoption and can increase labor market participation, with larger effects for people living in rural areas^{8,9} and for women, especially those with college educations¹⁰. Moving to higher speed broadband (100 Mbps) may have a greater positive effect on employment rates than lower speeds⁸. Additional evidence is needed to confirm effects.

Broadband initiatives for unserved and underserved areas are a suggested strategy to support equitable access to health-promoting services, including telemedicine, online social services, distance education, online groceries, ecommerce, online social support, civic engagement opportunities, and more^{3,4,7,11}.

Increased broadband access is associated with improved health outcomes, including reduced rates of smoking and diabetes diagnoses and increased consumption of fruits and vegetables¹². Experts suggest broadband access increases access to health care via telemedicine, improves economic stability through opportunities for telework and the ability to search for jobs and file for unemployment benefits, increases food access with online grocery shopping and the ability to see food pantry hours or mobile market schedules, increases social support with videoconferencing opportunities for family, friends, faith groups, and support groups, and increases education providing access to online classes and virtual learning opportunities¹¹. One study associates broadband access with increased telemedicine use in rural counties¹³. For adults in urban settings, limited neighborhood broadband internet access is associated with lower likelihood of using hospitals' patient portals¹⁴.



Experts suggest broadband access is a super determinant of health⁷ because disparities in access to broadband exacerbate economic, social, education, and health inequalities^{3,4,11}. Surveys identify significant existing disparities in broadband access across the U.S. by age, gender, income, and geography and in overall internet access (which includes dial-up and cell phone access) by race and ethnicity, education, age, gender, and income¹⁵. A strong digital divide exists between urban and suburban areas with high incomes and rural and urban areas with low incomes^{3,4}. The digital divide also appears to include a connectivity gap, where rural users experience lower speed internet connections



LEXINGTON

than more urban users¹⁶. Residents of Tribal lands report predominantly using smart phones to access the internet, as well as using public Wi-Fi or by going to a friend or relative's house¹⁷.

A report on broadband access in Wisconsin finds that household income may affect access more than rurality¹⁸. Nationally, households earning less than \$20,000 have a broadband adoption rate of 62%, lower than the average state broadband adoption rate of 84%. State by state broadband adoption rates vary; states with the lowest adoption also have populations with the lowest median incomes, many communities of color, and high percentages of their populations living in rural areas. In general, the average majority white neighborhood has a broadband adoption rate of almost 84%, while the average majority Black neighborhood has a broadband adoption rate of just over 67%¹⁹.

Broadband initiatives can support digital inclusion with efforts to provide low-cost broadband, to promote digital literacy and offer digital software and hardware training at convenient locations for community members, to support the availability of low-cost computers and technical support, and to establish public access computing centers. Providing access to low-cost internet is the necessary first step for increasing adoption and meaningful broadband use in most unserved or underserved communities²⁰. Broadband access initiatives can also include fiber, high-capacity fixed wireless to the home, and affordable high-speed mobile to improve connection options in underserved areas¹⁷.

In some areas, internet service may be widely available; however, the affordability of service and devices, device maintenance, and skills for older residents and those with lower incomes remain challenges to meaningful broadband adoption. Discounted internet service plans from private providers may also be underutilized by eligible community members²¹. Efforts to expand broadband access can be coupled with broadband adoption initiatives to strengthen digital literacy and raise awareness of broadband's benefits. Experts suggest collaborating with university extension programs, churches, libraries, nonprofits, and other groups with strong on-the-ground networks². Prioritizing equity and universal access in initiatives can limit the negative effects of competing political, social, and commercial priorities on implementation efforts²².

State-level funding programs have a positive significant impact on general and fiber broadband availability while municipal or cooperative restrictions have a negative impact on availability, in urban and rural areas²³. An analysis of state-level policies regulating municipally owned networks finds that such policies may erect significant barriers to entry and recommends public-private partnership in building networks and offering service²⁴. One comparison finds municipally owned networks offering fiber-to-the-home service had lower pricing when the service costs and fees were averaged over four years, compared to private competitors²⁵.

Impact on Disparities

Likely to decrease disparities.

<https://www.countyhealthrankings.org/take-action-to-improve-health/what-works-for-health/strategies/broadband-initiatives-for-unserved-and-underserved-areas>



LEXINGTON

Coldstream Industrial Park Campus Phases I and II Design

LFUCG Project ID: AR_CLDSTRM_2022

Treasury Portal Project ID: ColdStream

Project Budget: \$2,548,210

Project Status: Completed 50% or More

Cumulative Obligation: \$2,548,210

Cumulative Expenditure: \$1,573,207

Program Income: \$0

Project Expenditure Category: *EC 6: Revenue Replacement/Government Services, EC 6.01 Provision of Government Services*

Project Overview

This project provides for design of the entire site (Phases I and II) to support the sale and development of light industrial (I-1) land within Phase I of the Coldstream 200-acre site.

Improvements, consistent with the Masterplan presented to the Urban County Council and the Industrial Authority Board, include earthwork, utilities, roadway improvements, multi-use trails and sidewalks, landscaping, required structures, signage/wayfinding, street lighting, water quality/stormwater improvements, and signalized intersection improvements adjacent to the site.

This project is located adjacent to single- and multi-family residential development and is directly adjacent and contiguous to multi-family affordable housing that is currently under construction. It will provide living-wage jobs directly adjacent to where people live.

The project (combined - all phases) will provide a projected 2,112 jobs (\$96 million in living-wage employment), will promote a healthy environment through the provision of open space and on-site trails as well as connectivity to the Legacy Trail, will demonstrate a significant commitment to both public and private investment in the community, and provides access to transportation options through both proximity and the provision of transit access.



LEXINGTON
Economic Partnership



LEXINGTON

Equitable outcomes will be achieved through the advancement of economic opportunity and by practicing meaningful community engagement throughout the Masterplanning and development process.

This property is owned by the LFUCG and the public infrastructure build-out is the responsibility of the LFUCG and therefore this is an eligible expense under EC 6.1 – Provision of Government Services.

<https://www.lexingtonky.gov/coldstream-campus>

Bike and Pedestrian Design – Town Branch Trail

LFUCG Project ID: AR_TBTRAIL_2022

Treasury Portal Project ID: Bike/Ped

Project Budget: \$67,500

Project Status: **Completed**

Cumulative Obligation: \$67,500

Cumulative Expenditure: \$67,500

Program Income: \$0

Project Expenditure Category: *EC 6: Revenue Replacement/Government Services, EC 6.01 Provision of Government Services*

Project Overview

The project designed a parking area and a bike/pedestrian connection where there was none, allowing those without vehicles to travel safely from the parking area to the Town Branch Trail.

The project was design only.

The LFUCG is responsible for trail construction and pedestrian facilities on public land and therefore, this is an eligible expense under EC 6.1 – Provision of Government Services.



<https://www.lexingtonky.gov/town-branch-trail>

<https://www.lexingtonky.gov/departments/engineering>

<https://www.lexingtonky.gov/bikewalk-lexington>

Use of Evidence

Scientifically Supported

Strategies with this rating are most likely to make a difference. These strategies have been tested in many robust studies with consistently positive results.



LEXINGTON

LEXINGTON
Engineering

Health Factors
 Housing and Transit
 Diet and Exercise
 Decision Makers
 Government
 Community Development

Streetscape design improvements enable pedestrians, bicyclists, transit riders, and motorists to share and use the street, accommodating the needs of all users. Improvements to streetscape design can include increased street lighting, enhanced street landscaping and street furniture, increased sidewalk coverage and connectivity of pedestrian walkways, bicycling infrastructure, street crossing safety features, and traffic calming measures. Streetscape design improvement projects typically include elements from more than one of these categories; these projects can be implemented incrementally or comprehensively, and are often part of community-level Complete Streets policies¹.

Expected Beneficial Outcomes (Rated)

Increased physical activity
 Increased pedestrian and cyclist safety

Other Potential Beneficial Outcomes

Increased active transportation
 Reduced obesity rates
 Improved sense of community
 Improved neighborhood safety
 Reduced stress
 Reduced vehicle miles traveled



Evidence of Effectiveness

There is strong evidence that streetscape design improvements, often implemented via Complete Streets initiatives, increase physical activity, particularly as part of a multi-component land use approach^{2,3,4}. Street crossing safety features and traffic calming measures, often components of streetscape design improvements, have also been shown to reduce traffic speed and increase pedestrian and cyclist safety^{2,5,6,7,8,9,10,11}.

Street-scale urban design projects can provide safer, more inviting environments for outdoor physical activities². Features such as street furniture, street-facing windows, and active street frontages are also associated with increased pedestrian street use¹², and traffic calming features can increase walking and bicycling^{13,14}. Living in neighborhoods with greater street connectivity, more streetlights and bike paths, and related environmental characteristics is associated with higher levels of walking, increased physical activity, and lower rates of overweight and obesity^{15,16,17}. Environmental improvements that make neighborhoods more walkable are also associated with lower body mass indexes (BMIs) among children¹⁸.



Connected sidewalks, street crossing safety features, and bicycle lanes can reduce injury risk for pedestrians and cyclists¹⁶. Narrower streetscapes may encourage slower driving than large, open streetscapes, improving both livability and safety¹⁹. Streetscape design improvements may also improve green space, increase sense of community, and reduce crime and stress². A New York City-based study, for example, suggests that streetscape design elements, especially tree canopy coverage, increase perceptions of safety²⁰.

Complete Streets with light rail public transit can increase physical activity for new riders²¹. Efforts to connect different forms of transit and enhance pedestrian and bicycle commuting infrastructure may encourage transit use and help riders easily travel the last mile to a destination²².

Replacing automotive trips with biking and walking can reduce vehicle miles traveled (VMT) and greenhouse gas emissions that contribute to climate change^{23, 24}.

Activity friendly environments such as streetscapes with greater street connectivity and access, more greenery and trees, proximity to parks, and mixed land use can also increase environmental sustainability and enhance economic activity^{25, 26}, and may increase employment and nearby property values²⁷.

Research suggests that clear initiative definition, efforts to educate the public, advocates, and decision-makers, and strong and diverse networks of supporters can help further adoption of local Complete Streets policies²⁸.

Costs for infrastructure improvements vary significantly both by locale and type of improvement, for example the median cost is \$340 for a striped crosswalk, \$16 per linear foot for an asphalt sidewalk, and \$89,470 per mile for a bike lane²⁹. Streetscape design improvements typically have a lower cost per mile than the cost per mile for an average new arterial street project²⁷.

<https://www.countyhealthrankings.org/take-action-to-improve-health/what-works-for-health/strategies/complete-streets-streetscape-design-initiatives>



Bike and Pedestrian Design – Brighton Trail

LFUCG Project ID: AR_BRGHTN_2022

Treasury Portal Project ID: AR_BRGHTN_2022

Project Budget: \$116,310

Project Status: Completed 50% or More

Cumulative Obligation: \$116,310

Cumulative Expenditure: \$71,310

Program Income: \$0

Project Expenditure Category: *EC 6: Revenue Replacement/Government Services, EC 6.01 Provision of Government Services*

Project Overview

The project will design a shared use trail to connect the existing trail in Liberty Park to the sidewalk on the east side of Liberty Road.

The project is design only.

The LFUCG is responsible for trail construction and pedestrian facilities on public land and therefore, this is an eligible expense under EC 6.1 – Provision of Government Services.

<https://www.lexingtonky.gov/brighton-east-rail-trail>

<https://www.lexingtonky.gov/departments/engineering>

<https://www.lexingtonky.gov/bikewalk-lexington>

Use of Evidence

Scientifically Supported

Strategies with this rating are most likely to make a difference. These strategies have been tested in many robust studies with consistently positive results.

Health Factors
Housing and Transit
Diet and Exercise
Decision Makers
Government



LEXINGTON
Engineering



LEXINGTON

Community Development


Streetscape design improvements enable pedestrians, bicyclists, transit riders, and motorists to share and use the street, accommodating the needs of all users. Improvements to streetscape design can include increased street lighting, enhanced street landscaping and street furniture, increased sidewalk coverage and connectivity of pedestrian walkways, bicycling infrastructure, street crossing safety features, and traffic calming measures. Streetscape design improvement projects typically include elements from more than one of these categories; these projects can be implemented incrementally or comprehensively, and are often part of community-level Complete Streets policies¹.

Expected Beneficial Outcomes (Rated)

Increased physical activity
Increased pedestrian and cyclist safety

Other Potential Beneficial Outcomes

Increased active transportation
Reduced obesity rates
Improved sense of community
Improved neighborhood safety
Reduced stress
Reduced vehicle miles traveled



Evidence of Effectiveness

There is strong evidence that streetscape design improvements, often implemented via Complete Streets initiatives, increase physical activity, particularly as part of a multi-component land use approach^{2,3,4}. Street crossing safety features and traffic calming measures, often components of streetscape design improvements, have also been shown to reduce traffic speed and increase pedestrian and cyclist safety^{2,5,6,7,8,9,10,11}.

Street-scale urban design projects can provide safer, more inviting environments for outdoor physical activities². Features such as street furniture, street-facing windows, and active street frontages are also associated with increased pedestrian street use¹², and traffic calming features can increase walking and bicycling^{13,14}. Living in neighborhoods with greater street connectivity, more streetlights and bike paths, and related environmental characteristics is associated with higher levels of walking, increased physical activity, and lower rates of overweight and obesity^{15,16,17}. Environmental improvements that make neighborhoods more walkable are also associated with lower body mass indexes (BMIs) among children¹⁸.

Connected sidewalks, street crossing safety features, and bicycle lanes can reduce injury risk for pedestrians and cyclists¹⁶. Narrower streetscapes may encourage slower driving than large, open streetscapes, improving both livability and safety¹⁹. Streetscape design improvements may also improve green space, increase sense of community, and reduce crime and stress². A New York City-based study, for example, suggests that streetscape design elements, especially tree canopy coverage, increase perceptions of safety²⁰.



Complete Streets with light rail public transit can increase physical activity for new riders²¹. Efforts to connect different forms of transit and enhance pedestrian and bicycle commuting infrastructure may encourage transit use and help riders easily travel the last mile to a destination²².

Replacing automotive trips with biking and walking can reduce vehicle miles traveled (VMT) and greenhouse gas emissions that contribute to climate change^{23, 24}. Activity friendly environments such as streetscapes with greater street connectivity and access, more greenery and trees, proximity to parks, and mixed land use can also increase environmental sustainability and enhance economic activity^{25, 26}, and may increase employment and nearby property values²⁷.

Research suggests that clear initiative definition, efforts to educate the public, advocates, and decision-makers, and strong and diverse networks of supporters can help further adoption of local Complete Streets policies²⁸.

Costs for infrastructure improvements vary significantly both by locale and type of improvement, for example the median cost is \$340 for a striped crosswalk, \$16 per linear foot for an asphalt sidewalk, and \$89,470 per mile for a bike lane²⁹. Streetscape design improvements typically have a lower cost per mile than the cost per mile for an average new arterial street project²⁷.



<https://www.countyhealthrankings.org/take-action-to-improve-health/what-works-for-health/strategies/complete-streets-streetscape-design-initiatives>



Bike and Pedestrian Design – Harrodsburg Road Trail

LFUCG Project ID: AR_HRRDTRL_2022

Treasury Portal Project ID: AR_HRRDTRIL_2022

Project Budget: \$731,892

Project Status: Completed Less Than 50%

Cumulative Obligation: \$731,892

Cumulative Expenditure: \$188,622

Program Income: \$0

Project Expenditure Category: *EC 6: Revenue Replacement/Government Services, EC 6.01 Provision of Government Services*

Project Overview

The project designs a shared use path along Harrodsburg Road from Beaumont Centre Parkway to Dogwood Trace Boulevard.

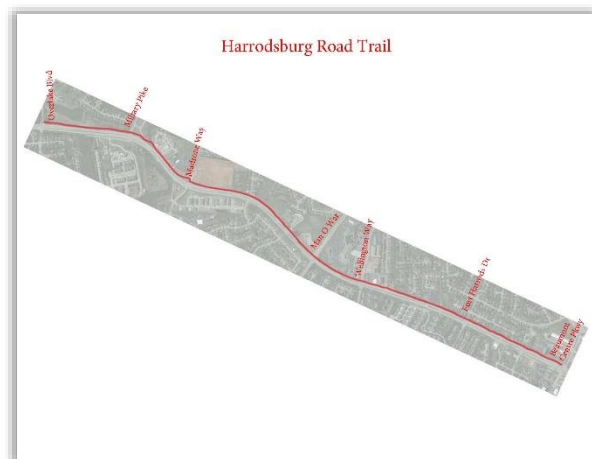
The project is design only.

- Harrodsburg Rd trail 1, from Man O War to Dogwood Trace (1.4 miles)
- Harrodsburg Rd trail 2, from Man O War to Corporate Dr (1.2 miles)

The LFUCG is responsible for trail construction and pedestrian facilities on public land and therefore, this is an eligible expense under EC 6.1 – Provision of Government Services.



LEXINGTON
Engineering



<https://www.lexingtonky.gov/departments/engineering>

<https://www.lexingtonky.gov/bikewalk-lexington>

Use of Evidence

Scientifically Supported

Strategies with this rating are most likely to make a difference. These strategies have been tested in many robust studies with consistently positive results.

Health Factors
Housing and Transit



LEXINGTON

Diet and Exercise
 Decision Makers
 Government
 Community Development

Streetscape design improvements enable pedestrians, bicyclists, transit riders, and motorists to share and use the street, accommodating the needs of all users. Improvements to streetscape design can include increased street lighting, enhanced street landscaping and street furniture, increased sidewalk coverage and connectivity of pedestrian walkways, bicycling infrastructure, street crossing safety features, and traffic calming measures. Streetscape design improvement projects typically include elements from more than one of these categories; these projects can be implemented incrementally or comprehensively, and are often part of community-level Complete Streets policies¹.

Expected Beneficial Outcomes (Rated)

Increased physical activity
 Increased pedestrian and cyclist safety

Other Potential Beneficial Outcomes

Increased active transportation
 Reduced obesity rates
 Improved sense of community
 Improved neighborhood safety
 Reduced stress
 Reduced vehicle miles traveled



Evidence of Effectiveness

There is strong evidence that streetscape design improvements, often implemented via Complete Streets initiatives, increase physical activity, particularly as part of a multi-component land use approach^{2, 3, 4}. Street crossing safety features and traffic calming measures, often components of streetscape design improvements, have also been shown to reduce traffic speed and increase pedestrian and cyclist safety^{2, 5, 6, 7, 8, 9, 10, 11}.

Street-scale urban design projects can provide safer, more inviting environments for outdoor physical activities². Features such as street furniture, street-facing windows, and active street frontages are also associated with increased pedestrian street use¹², and traffic calming features can increase walking and bicycling^{13, 14}. Living in neighborhoods with greater street connectivity, more streetlights and bike paths, and related environmental characteristics is associated with higher levels of walking, increased physical activity, and lower rates of overweight and obesity^{15, 16, 17}. Environmental improvements that make neighborhoods more walkable are also associated with lower body mass indexes (BMIs) among children¹⁸.

Connected sidewalks, street crossing safety features, and bicycle lanes can reduce injury risk for pedestrians and cyclists¹⁶. Narrower streetscapes may encourage slower driving than large, open streetscapes, improving both livability and safety¹⁹. Streetscape design improvements may also improve



LEXINGTON

green space, increase sense of community, and reduce crime and stress². A New York City-based study, for example, suggests that streetscape design elements, especially tree canopy coverage, increase perceptions of safety²⁰.

Complete Streets with light rail public transit can increase physical activity for new riders²¹. Efforts to connect different forms of transit and enhance pedestrian and bicycle commuting infrastructure may encourage transit use and help riders easily travel the last mile to a destination²².

Replacing automotive trips with biking and walking can reduce vehicle miles traveled (VMT) and greenhouse gas emissions that contribute to climate change^{23, 24}. Activity friendly environments such as streetscapes with greater street connectivity and access, more greenery and trees, proximity to parks, and mixed land use can also increase environmental sustainability and enhance economic activity^{25, 26}, and may increase employment and nearby property values²⁷.

Research suggests that clear initiative definition, efforts to educate the public, advocates, and decision-makers, and strong and diverse networks of supporters can help further adoption of local Complete Streets policies²⁸.

Costs for infrastructure improvements vary significantly both by locale and type of improvement, for example the median cost is \$340 for a striped crosswalk, \$16 per linear foot for an asphalt sidewalk, and \$89,470 per mile for a bike lane²⁹. Streetscape design improvements typically have a lower cost per mile than the cost per mile for an average new arterial street project²⁷.

<https://www.countyhealthrankings.org/take-action-to-improve-health/what-works-for-health/strategies/complete-streets-streetscape-design-initiatives>



Fire Self-Contained Breathing Apparatus (SCBA)

LFUCG Project ID: AR_FSCBA_2022

Treasury Portal Project ID: SCBA

Project Budget: \$3,075,870

Project Status: **Completed**

Cumulative Obligation: \$3,075,870

Cumulative Expenditure: \$3,075,870

Program Income: \$0

Project Expenditure Category: *EC 6: Revenue Replacement/Government Services, EC 6.01 Provision of Government Services*

Project Overview

This project completely replaced Fire and Emergency Service's SCBAs. A SCBA is a device worn to provide breathable air in an atmosphere that is immediately dangerous to life or health. NFPA 1852: Standard on Selection, Care, and Maintenance of Open-Circuit Self-Contained Breathing Apparatus (SCBA) establishes requirements for the selection, care, and maintenance of self-contained breathing apparatus (SCBA) as required to reduce health and safety risks. Due to the COVID-19 pandemic and lost revenue, the purchase of SCBAs has been delayed. Currently, the SCBAs are three standards behind, and the manufacturer no longer supports parts. Out of date equipment can result in significant health issues and potential deaths. The ARPA funding allows recipients experiencing budget shortfalls to use payments to avoid cuts to government services and, thus, enables state, local, and tribal governments to continue to provide valuable services.

This project provided the vital safety equipment needed to deliver the highest level of response to all citizens of Lexington and Fayette County, regardless of their race, ethnicity, or socioeconomic status.

The LFUCG provides Fire and Emergency Services to their residents. The SCBA's are required for firefighters and therefore this is an eligible expense under EC 6.1 – Provision of Government Services.



LEXINGTON
Public Safety



LEXINGTON

<https://www.lexingtonky.gov/departments/fire-emergency-services>



Public Safety Fleet

LFUCG Project ID: AR_PDFLEET_2022

Treasury Project ID: PoliceFleet

Project Budget: \$1,500,000

Project Status: **Completed**

Cumulative Obligation: \$1,500,000

Cumulative Expenditure: \$1,500,000

Program Income: \$0

Project Expenditure Category: *EC 6: Revenue Replacement/Government Services, EC 6.01 Provision of Government Services*

Project Overview

Purchased 27 Chevrolet Tahoes for Division of Police use. The allocation also funded fit-up of the vehicles.


The LFUCG provides Police protection to its residents. Fleet are required for use by the Division of Police and therefore this is an eligible expense under EC 6.1 – Provision of Government Services.

<https://www.lexingtonky.gov/departments/police>

<https://www.lexingtonky.gov/departments/facilities-and-fleet-management>



LEXINGTON
Public Safety



LEXINGTON

Code Enforcement Grants for Residents with Low Income FY 2022

LFUCG Project ID: AR_CE_HAP_2022

Treasury Portal Project ID: CodeGrantFY22

Project Budget: \$200,000

Project Status: **Completed**

Cumulative Obligation: \$200,000

Cumulative Expenditure: \$200,000

Program Income: \$0

Project Expenditure Category: *EC 6: Revenue Replacement/Government Services, EC 6.01 Provision of Government Services*

Project Overview

The FY2022 Adopted Budget included ARPA funding to design and administer a pilot funding program, targeted towards homeowners with low income that have received a notice of violation from the City's Division of Code Enforcement.

The Mayor's Commission for Racial Justice & Equity issued a report in October 2020 that included a recommendation that "the Housing Code of the City of Lexington be reimagined into a Code Agency that places the health, well-being, and protection of residents (especially the most vulnerable) and neighborhoods as its mission." As part of this recommendation, it was envisioned that the agency would work with residents and neighborhoods to create and sustain flourishing communities rather than a punitive financial tactic. In reviewing the top ten code violations issued within the LFUCG area, it was noted that the list included items like repairing cornices, cleaning veneer that is peeling or unsightly, and replacing broken or rotted window casings. The LFUCG designed a funding program that provides an avenue for assistance whereby homeowners with low-income can seek assistance to correct certain identified code violations. Though June 30th, 2023, 30 grants had been awarded to homeowners.

The LFUCG is responsible for enforcing the Housing Codes in Lexington and, therefore this is an eligible



LEXINGTON
Housing, Advocacy & Community Development



LEXINGTON

expense under EC 6.1 – Provision of Government Services.

This project assisted 28 households.

<https://www.lexingtonky.gov/departments/code-enforcement>

Use of Evidence

Results First Clearinghouse Findings

Housing rehabilitation loan & grant programs ✕

Clearinghouse: ●

Housing rehabilitation loan and grant programs provide funding to repair, improve, or modernize dwellings, and remove health or safety hazards from those dwellings. Programs primarily serve families with low and median incomes, and may prioritize services for households with vulnerable members such as young children and elderly adults. These programs can adopt a comprehensive housing improvement strategy or focus on individual housing components such as heating and insulation, plumbing, structural concerns, lead, asbestos, or mold. Programs can be focused at local, state, and federal levels¹. [Read less](#)

<p>Clearinghouse: What Works for Health</p> <p>Clearinghouse rating: Scientifically Supported</p> <p>Outcomes: Improved <u>housing</u> conditions Improved health outcomes Improved mental health</p>	<p>Settings: Home</p> <p>Ages: Not specified</p> <p>Target populations: Not specified</p>
--	--

Housing rehabilitation loan and grant programs provide funding to repair, improve, or modernize dwellings, and remove health or safety hazards from those dwellings. Programs primarily serve families with low and median incomes, and may prioritize services for households with vulnerable members such as young children and elderly adults. These programs can adopt a comprehensive housing improvement strategy or focus on individual housing components such as heating and insulation, plumbing, structural concerns, lead, asbestos, or mold. Programs can be focused at local, state, and federal levels¹.

Expected Beneficial Outcomes (Rated)

Improved housing conditions
Improved health outcomes
Improved mental health

Other Potential Beneficial Outcomes

Increased energy efficiency
Reduced hospital utilization
Reduced absenteeism
Improved neighborhood quality
Increased neighborhood stability



LEXINGTON

Evidence of Effectiveness

There is strong evidence that housing rehabilitation loan and grant programs enable housing improvements that result in health benefits, especially when improvements focus on increasing warmth through insulation and energy efficiency measures^{2,3,4,5}. Housing improvements that increase warmth have shown consistently positive effects on respiratory outcomes, overall physical and mental health, and measures of well-being such as self-rated general health^{2,4}.

Housing improvements have also been shown to reduce children's absences from school, adult absences from work, doctor's visits, and hospitalizations^{2,4}. Housing rehabilitation projects that comply with green standards can also improve health outcomes such as asthma, sinusitis, and chronic bronchitis symptoms. Green standards require use of sustainable building products and design elements that reduce moisture, mold, pests, and radon, and improve air quality^{6,7}. Building deficits such as inadequate heating and ventilation, lead paint, pest infestation, and safety hazards are associated with negative health outcomes such as serious injuries, chronic respiratory illnesses, poor mental health, and the spread of infectious diseases^{8,9}.



Programs that designate funds for families and individuals with low incomes can decrease disparities in access to quality housing and housing-related health outcomes⁶. Housing rehabilitation efforts in marginalized and declining neighborhoods may also have positive effects on neighborhood quality and stability^{10,11}. A Milwaukee-based study suggests that housing rehabilitation can lead to appreciation for the renovated house as well as positive neighborhood effects, increasing nearby property values and neighborhood stabilization. Although appreciation is more likely to occur in areas with higher poverty rates, it does not appear to be associated with displacement¹².

Housing rehabilitation efforts that increase property values may help reduce the racial wealth divide, since a significant part of the racial wealth divide at all income levels relates to lower homeownership rates and lower home values for people of color^{13,14,15}. Black households experience the most severe energy insecurity, which experts suggest may be a product of residential segregation and housing discrimination^{16,17}. Housing rehabilitation efforts that include weatherization assistance and energy efficient home improvements may improve the quality and value of homes, which supports potential wealth accumulation, addresses the disproportionate burden of energy insecurity on Black households, and helps reduce the racial wealth divide¹⁷.



Partnerships between non-profit organizations and government agencies that coordinate housing rehabilitation, weatherization, and energy conservation programs may avoid redundancies in procedure and streamline application, funding, and inspection processes¹⁸. Pooling resources can also support a coordinated approach to addressing health, safety, and energy inefficiencies¹⁹. However, careful coordination is needed to prevent conflicting funding timelines and renovation schedule requirements among programs¹⁸.

Housing rehabilitation grants are especially beneficial for individuals whose credit scores do not qualify them for loans, and for older adults with lower incomes who are hesitant to take on debt to improve the quality of their housing and accept loans that their children may have to repay¹⁸. An evaluation of a Boston-based program which provides grants and zero-interest, deferred loans (i.e., due when the house is sold following a move or death) to qualifying older adults found that funds were used for critical repairs such as heating systems, improving housing conditions, and offering older homeowners the opportunity to age in place²⁰.

Impact on Disparities

Likely to decrease disparities

<https://www.countyhealthrankings.org/take-action-to-improve-health/what-works-for-health/strategies/housing-rehabilitation-loan-grant-programs>



Code Enforcement Grants for Residents with Low Income FY 2023

LFUCG Project ID: AR_CE_HAP_2023

Treasury Portal Project ID: CodeGrantFY23

Project Budget: \$200,000

Project Status: **Completed**

Cumulative Obligation: \$200,000

Cumulative Expenditure: \$200,000

Program Income: \$0

Project Expenditure Category: *EC 6: Revenue Replacement/Government Services, EC 6.01 Provision of Government Services*

Project Overview

The FY2023 Adopted Budget included ARPA funding to administer a grant program, targeted towards homeowners with low income that have received a notice of violation from the City's Division of Code Enforcement.

The Mayor's Commission for Racial Justice & Equity issued a report in October 2020 that included a recommendation that "the Housing Code of the City of Lexington be reimagined into a Code Agency that places the health, well-being, and protection of residents (especially the most vulnerable) and neighborhoods as its mission." As part of this recommendation, it was envisioned that the agency would work with residents and neighborhoods to create and sustain flourishing communities rather than a punitive financial tactic. In reviewing the top ten code violations issued within the LFUCG area, it was noted that the list included items like repairing cornices, cleaning veneer that is peeling or unsightly, and replacing broken or rotted window casings. The LFUCG will design a funding program that will provide an avenue for assistance whereby homeowners with low-income can seek assistance to correct certain identified code violations.

The LFUCG is responsible for enforcing Housing Code in Lexington and, therefore this was an eligible expense under EC 6.1 – Provision of Government Services.



LEXINGTON
*Housing, Advocacy &
Community Development*



LEXINGTON

This project assisted 23 households.

<https://www.lexingtonky.gov/departments/code-enforcement>

Use of Evidence

Results First Clearinghouse Findings

Housing rehabilitation loan & grant programs ✕

Clearinghouse: ●

Housing rehabilitation loan and grant programs provide funding to repair, improve, or modernize dwellings, and remove health or safety hazards from those dwellings. Programs primarily serve families with low and median incomes, and may prioritize services for households with vulnerable members such as young children and elderly adults. These programs can adopt a comprehensive housing improvement strategy or focus on individual housing components such as heating and insulation, plumbing, structural concerns, lead, asbestos, or mold. Programs can be focused at local, state, and federal levels¹. [Read less](#)

<p>Clearinghouse: What Works for Health</p> <p>Clearinghouse rating: Scientifically Supported</p> <p>Outcomes: Improved <u>housing</u> conditions Improved health outcomes Improved mental health</p>	<p>Settings: Home</p> <p>Ages: Not specified</p> <p>Target populations: Not specified</p>
--	--

Housing rehabilitation loan and grant programs provide funding to repair, improve, or modernize dwellings, and remove health or safety hazards from those dwellings. Programs primarily serve families with low and median incomes, and may prioritize services for households with vulnerable members such as young children and elderly adults. These programs can adopt a comprehensive housing improvement strategy or focus on individual housing components such as heating and insulation, plumbing, structural concerns, lead, asbestos, or mold. Programs can be focused at local, state, and federal levels¹.

Expected Beneficial Outcomes (Rated)

Improved housing conditions
Improved health outcomes
Improved mental health

Other Potential Beneficial Outcomes

Increased energy efficiency
Reduced hospital utilization
Reduced absenteeism
Improved neighborhood quality
Increased neighborhood stability

Evidence of Effectiveness

There is strong evidence that housing rehabilitation loan and grant programs enable housing improvements that result in health benefits, especially when improvements focus on increasing warmth



through insulation and energy efficiency measures^{2,3,4,5}. Housing improvements that increase warmth have shown consistently positive effects on respiratory outcomes, overall physical and mental health, and measures of well-being such as self-rated general health^{2,4}.

Housing improvements have also been shown to reduce children's absences from school, adult absences from work, doctor's visits, and hospitalizations^{2,4}. Housing rehabilitation projects that comply with green standards can also improve health outcomes such as asthma, sinusitis, and chronic bronchitis symptoms. Green standards require use of sustainable building products and design elements that reduce moisture, mold, pests, and radon, and improve air quality^{6,7}. Building deficits such as inadequate heating and ventilation, lead paint, pest infestation, and safety hazards are associated with negative health outcomes such as serious injuries, chronic respiratory illnesses, poor mental health, and the spread of infectious diseases^{8,9}.

Programs that designate funds for families and individuals with low incomes can decrease disparities in access to quality housing and housing-related health outcomes⁶. Housing rehabilitation efforts in marginalized and declining neighborhoods may also have positive effects on neighborhood quality and stability^{10,11}. A Milwaukee-based study suggests that housing rehabilitation can lead to appreciation for the renovated house as well as positive neighborhood effects, increasing nearby property values and neighborhood stabilization. Although appreciation is more likely to occur in areas with higher poverty rates, it does not appear to be associated with displacement¹².

Housing rehabilitation efforts that increase property values may help reduce the racial wealth divide, since a significant part of the racial wealth divide at all income levels relates to lower homeownership rates and lower home values for people of color^{13,14,15}. Black households experience the most severe energy insecurity, which experts suggest may be a product of residential segregation and housing discrimination^{16,17}. Housing rehabilitation efforts that include weatherization assistance and energy efficient home improvements may improve the quality and value of homes, which supports potential wealth accumulation, addresses the disproportionate burden of energy insecurity on Black households, and helps reduce the racial wealth divide¹⁷.

Partnerships between non-profit organizations and government agencies that coordinate housing rehabilitation, weatherization, and energy conservation programs may avoid redundancies in procedure and streamline application, funding, and inspection processes¹⁸. Pooling resources can also support a coordinated approach to addressing health, safety, and energy inefficiencies¹⁹. However, careful coordination is needed to prevent conflicting funding timelines and renovation schedule requirements among programs¹⁸.

Housing rehabilitation grants are especially beneficial for individuals whose credit scores do not qualify them for loans, and for older adults with lower incomes who are hesitant to take on debt to improve the quality of their housing and accept loans that their children may have to repay¹⁸. An evaluation of a Boston-based program which provides grants and zero-interest, deferred loans (i.e., due when the house is sold following a move or death) to qualifying older adults found that funds were used for critical repairs such as heating systems, improving housing conditions, and offering older homeowners the opportunity to age in place²⁰.

Impact on Disparities



Likely to decrease disparities

<https://www.countyhealthrankings.org/take-action-to-improve-health/what-works-for-health/strategies/housing-rehabilitation-loan-grant-programs>



LEXINGTON

LexArts FY 2024

LFUCG Project ID: AR_LEXARTS_2024

Treasury Portal Project ID: LexArtsFY24

Project Budget: \$325,000

Project Status: **Completed**

Cumulative Obligation: \$325,000

Cumulative Expenditure: \$325,000

Program Income: \$0

Project Expenditure Category: *EC 6: Revenue Replacement/Government Services, EC 6.01 Provision of Government Services*

Project Overview

LexArts is a nonprofit in Lexington, Kentucky that focuses on cultural development and advocacy. The organization's premier program is an annual arts grant that helps over 50 regional artists and organizations build infrastructure to provide artistic and cultural programming throughout the Lexington community. The funding assisted with personnel and operating support for Fiscal Year 2024.

The LFUCG funds LexArts as a partner agency annually, and therefore, this was an eligible expense under EC 6.1 – Provision of Government Services.

<https://lexarts.org/>



Non-Profit Capital Grants

LFUCG Project ID: AR_NCAPSS_2023

Treasury Portal Project ID: NPCapGrant

Project Budget: \$6,253,575

Project Status: Completed 50% or More

Cumulative Obligation: \$6,250,714

Cumulative Expenditure: \$6,071,932

Program Income: \$0

Project Expenditure Category: *EC 6: Revenue Replacement/Government Services, EC 6.01 Provision of Government Services*

Project Overview

The Nonprofit Capital Project Grants Program was a new initiative designed to better position local government in recognizing the strains upon infrastructure within the local network of community agency partners which are affecting their service delivery to residents.

Community nonprofit partners with established proven track records of performance applied for this competitive grant program for capital projects.

Community nonprofit partners include:

- Arbor Youth
- Bluegrass Care Navigators
- Bluegrass Council of the Blind
- Building Industry Association of Central Kentucky
- Central Christian Church
- Children's Advocacy Center of the Bluegrass
- Chrysalis House
- Community Action Council
- Easter Seals
- God's Pantry Food Bank
- Greenhouse17
- Hope Center
- Legal Aid of the Bluegrass
- Lexington Leadership Foundation
- Moveable Feast
- Natalie's Sisters
- New Beginnings



LEXINGTON
Social Services



LEXINGTON

- Open Door Church
- Sayre Christian Village
- The Nest
- The Refuge Clinic
- United Way
- Urban League

A major criterion of proposals was that awarded agencies directly provide or indirectly facilitate the provision of services to low-income, underserved, or marginalized Lexington-Fayette County Residents.

A robust community outreach effort took place to inform applicable non-profits about the grant opportunity. The outreach efforts included an email blast to the LFUCG's non-profit network, numerous government-sponsored social media posts, a virtual informational session with 110 participants representing 95 different agencies, and a news release.

Through a competitive process, 23 agencies received funding to complete various facility and operational improvements.

The LFUCG offers financial support to multiple non-profits in the community through the annual operating budget and, therefore this is an eligible expense under EC 6.1 – Provision of Government Services.



<https://www.lexingtonky.gov/departments/social-services>



LEXINGTON

Housing Stabilization – HOPE Center Transitional Housing

LFUCG Project ID: AR_HOPECTR_2023

Treasury Portal Project ID: HopeCen

Project Budget: \$2,000,000

Project Status: **Completed**

Cumulative Obligation: \$2,000,000

Cumulative Expenditure: \$2,000,000

Program Income: \$0

Project Expenditure Category: EC 6: Revenue Replacement/Government Services, EC 6.01 Provision of Government Services

Project Overview

The project expands the first floor of the Emergency Shelter in order to provide supportive and affordable transitional housing for men with mental illness and substance abuse issues. The new space will also be used for veterans who are homeless and in need of assistance. The project allows the HOPE Center to provide the supportive case management needed to assist clients to return to self-sufficiency and more quickly transition back into permanent housing and end their cycle of homelessness.

This project provides support for all homeless and low-income residents in need of assistance regardless of racial or ethnic background.

The HOPE Center has been a partner agency of the LFUCG for many years, providing safe emergency housing. The LFUCG Public Facilities Corporation (PFC) owns the facility, therefore this is an eligible expense under EC 6.1 – Provision of Government Services.

<https://www.hopectr.org/>



LEXINGTON

Workforce Development FY 2022

LFUCG Project ID: AR_WRKfce_2022

Treasury Portal Project ID: WorkForceFY22

Project Budget: \$400,000

Project Status: Completed 50% or More

Cumulative Obligation: \$400,000

Cumulative Expenditure: \$399,728

Program Income: 0

Project Expenditure Category: *EC 6: Revenue Replacement/Government Services, EC 6.01 Provision of Government Services*

Project overview

\$400,000 in ARPA dollars were allocated to Workforce initiatives to provide residents with job training and job placement services or to provide short-term training leading to a recognized certification or licensure. Funds were also utilized to purchase resume building software and to support local childcare centers.

Partners include:

[Awesome, INC](#)

[Bluegrass Community and Technical College \(BCTC\)](#)

[Building Institutes of Central Kentucky](#)

[Community Action Council for Lexington-Fayette, Bourbon, Harrison and Nicholas Counties](#)

[Food Chain](#)

[Jubilee Jobs](#)

[Lexington Rescue Mission](#)

[Opportunity for Work & Learning \(OWL\)](#)

[Child Care Council](#)

[Career Edge](#)


<https://www.lexingtonky.gov/workforce-development-partners>

Use of Evidence

Sector-based workforce initiatives



LEXINGTON
Economic Partnership



LEXINGTON

Sector-based workforce initiatives offer industry-focused education and job training based on the needs of regional employers within specific industry sectors. Such initiatives identify common skills within the sector, work with local training providers such as community colleges to create standardized training curriculums, and train workers for job opportunities with high quality benefits, advancement opportunities, and higher wages. Initiatives provide training at multiple skill levels and may leverage career pathways and bridge programs to provide opportunities for worker advancement. Sector-based workforce initiatives are generally driven by employer needs but implemented by workforce intermediaries such as nonprofit agencies or workforce development boards who coordinate partnerships between education and training providers, businesses, community organizations, and state agencies¹.



Expected Beneficial Outcomes (Rated)

Increased employment
Increased earnings

Other Potential Beneficial Outcomes

Increased academic achievement

Evidence of Effectiveness

There is some evidence that sector-based workforce initiatives increase employment and earnings^{2, 3, 4, 5, 6, 7, 8, 9}. However, additional evidence is needed to confirm effects.



Participation in sector-based workforce initiatives can increase employment and earnings more than traditional workforce development programs for low-income adults, disadvantaged workers^{5, 9}, and the long-term unemployed⁶. Participation can also increase earnings for urban young adults aged 18 to 24 who have high school diplomas or GEDs^{2, 7}. In some cases, program effects persist up to 7.5 years after enrollment¹⁰. For example, an evaluation of Project Quest indicates participants increase earnings progressively over time, earning \$5,080 more than similar peers six years after study enrollment³; Capital IDEA participants increased earnings and employment gains over 4 years after training⁸.

Gains in earnings appear to be greater for participants in the health care industry than participants in manufacturing or transportation-focused programs; gains may also be less for participants who are at the greatest disadvantage⁵. Gains in earnings and employment vary by approach and provider^{6, 9}. Economic conditions may also affect earnings⁴. Difficulty developing necessary partnerships, lack of basic skills among some participants, and a dynamic labor market that may eliminate occupations can be



challenges to establishing programs¹¹. Attempts to replicate previously successful programs may not be successful¹².

Participation in sector-based workforce initiatives can increase vocational credential receipt¹³, particularly for the participants who were over 25 and had a GED at program start³ or those with other barriers to employment, such as criminal convictions⁶.

Successful sector-based workforce initiatives include collaboration with agencies, industry, and employers; alignment with strategies such as career pathways; work credentialing; provision of incentive and planning funds; and leveraging diverse funding sources¹⁴. Successful initiatives generally serve low-income workers with strong basic skills, rather than hard-to-employ adults¹⁵.

Costs vary widely. WorkAdvance demonstration site costs range from \$5,200 to \$6,700 per participant, for example⁶. The Year Up program, an intensive sector-based workforce initiative, spends around \$28,000 per participant, partially offset by payments from corporate partners who employ Year Up interns².

Impact on Disparities

Likely to decrease disparities

<https://www.countyhealthrankings.org/take-action-to-improve-health/what-works-for-health/strategies/sector-based-workforce-initiatives>

Additional Performance Measures

Number of individuals receiving workforce training	671
--	-----



Workforce Development FY 2023

LFUCG Project ID: AR_WRKfce_2023

Treasury Portal Project ID: WorkForceFY23

Project Budget: \$400,000

Project Status: Completed 50% or More

Cumulative Obligation: \$353,160

Cumulative Expenditure: \$336,956

Program Income: \$0

Project Expenditure Category: *EC 6: Revenue Replacement/Government Services, EC 6.01 Provision of Government Services*

Project overview

\$400,000 in ARPA dollars was made available to partner agencies located in Lexington to provide residents with job training and job placement services, or to provide short-term training leading to a recognized certification or licensure. Funds were also used to add technology and furnishings to a new Workforce Center and to support local childcare centers.

Partners include:

[Building Institutes of Central Kentucky](#)


[Community Action Council for Lexington-Fayette, Bourbon, Harrison and Nicholas Counties](#)

[Jubilee Jobs](#)

[Lexington Rescue Mission](#)

[Opportunity for Work & Learning \(OWL\)](#)

[Child Care Council](#)



<https://www.lexingtonky.gov/workforce-development-partners>

Use of Evidence

Sector-based workforce initiatives



LEXINGTON

Sector-based workforce initiatives offer industry-focused education and job training based on the needs of regional employers within specific industry sectors. Such initiatives identify common skills within the sector, work with local training providers such as community colleges to create standardized training curriculums, and train workers for job opportunities with high quality benefits, advancement opportunities, and higher wages. Initiatives provide training at multiple skill levels and may leverage career pathways and bridge programs to provide opportunities for worker advancement. Sector-based workforce initiatives are generally driven by employer needs but implemented by workforce intermediaries such as nonprofit agencies or workforce development boards who coordinate partnerships between education and training providers, businesses, community organizations, and state agencies¹.

Expected Beneficial Outcomes (Rated)

Increased employment
Increased earnings

Other Potential Beneficial Outcomes


Increased academic achievement

Evidence of Effectiveness

There is some evidence that sector-based workforce initiatives increase employment and earnings^{2, 3, 4, 5, 6, 7, 8, 9}. However, additional evidence is needed to confirm effects.

Participation in sector-based workforce initiatives can increase employment and earnings more than traditional workforce development programs for low-income adults, disadvantaged workers^{5, 9}, and the long-term unemployed⁶. Participation can also increase earnings for urban young adults aged 18 to 24 who have high school diplomas or GEDs^{2, 7}. In some cases, program effects persist up to 7.5 years after enrollment¹⁰. For example, an evaluation of Project Quest indicates participants increase earnings progressively over time, earning \$5,080 more than similar peers six years after study enrollment³; Capital IDEA participants increased earnings and employment gains over 4 years after training⁸.

Gains in earnings appear to be greater for participants in the health care industry than participants in manufacturing or transportation-focused programs; gains may also be less for participants who are at the greatest disadvantage⁵. Gains in earnings and employment vary by approach and provider^{6, 9}. Economic conditions may also affect earnings⁴. Difficulty developing necessary partnerships, lack of basic skills among some participants, and a dynamic labor market that may eliminate occupations can be challenges to establishing programs¹¹. Attempts to replicate previously successful programs may not be successful¹².



Participation in sector-based workforce initiatives can increase vocational credential receipt¹³, particularly for the participants who were over 25 and had a GED at program start³ or those with other barriers to employment, such as criminal convictions⁶.

Successful sector-based workforce initiatives include collaboration with agencies, industry, and employers; alignment with strategies such as career pathways; work credentialing; provision of incentive and planning funds; and leveraging diverse funding sources¹⁴. Successful initiatives generally serve low-income workers with strong basic skills, rather than hard-to-employ adults¹⁵.

Costs vary widely. WorkAdvance demonstration site costs range from \$5,200 to \$6,700 per participant, for example⁶. The Year Up program, an intensive sector-based workforce initiative, spends around \$28,000 per participant, partially offset by payments from corporate partners who employ Year Up interns².

Impact on Disparities

Likely to decrease disparities

<https://www.countyhealthrankings.org/take-action-to-improve-health/what-works-for-health/strategies/sector-based-workforce-initiatives>

Additional Performance Measures

Number of individuals receiving workforce training	950
--	-----



LEXINGTON

Workforce Development – Lexington Second Chance Academy Re-Entry Program FY 2024

LFUCG Project ID: AR_WORKFCE_2024

Treasury Portal Project ID: WorkForceFY24

Project Budget: \$150,000

Project Status: Completed 50% or More

Cumulative Obligation: \$150,000

Cumulative Expenditure: \$75,000

Program Income: \$0

Project Expenditure Category: *EC 6: Revenue Replacement*

Evidence Based Funding Total: \$150,000

Equity Based Funding Total: \$150,000



Project overview

\$150,000 in ARPA dollars were made available for a partnership with a local non-profit, Jubilee Jobs, for a re-entry program for Fiscal Years 2024 and 2025.

The Academy aims to assist individuals leaving the Fayette County Detention Center with finding, obtaining, and maintaining permanent employment. By providing comprehensive job readiness training, job placement services, ongoing support, and mentoring, Jubilee Jobs is leveraging their experience and expertise to reduce recidivism rates and promote financial stability among individuals re-entering society.

Through June 2024, the program served 101 participants with 96 persons graduating. 37 graduates are employed full-time, 16 graduates are currently undergoing drug treatment, 3 graduates are interviewing and 3 graduates are on or seeking disability.

<https://www.lexingtonky.gov/workforcedevelopment>

<https://jubileejobsoflexington.org/>

Use of Evidence

Sector-based workforce initiatives



LEXINGTON

Sector-based workforce initiatives offer industry-focused education and job training based on the needs of regional employers within specific industry sectors. Such initiatives identify common skills within the sector, work with local training providers such as community colleges to create standardized training curriculums, and train workers for job opportunities with high quality benefits, advancement opportunities, and higher wages. Initiatives provide training at multiple skill levels and may leverage career pathways and bridge programs to provide opportunities for worker advancement. Sector-based workforce initiatives are generally driven by employer needs but implemented by workforce intermediaries such as nonprofit agencies or workforce development boards who coordinate partnerships between education and training providers, businesses, community organizations, and state agencies¹.



Expected Beneficial Outcomes (Rated)

Increased employment

Increased earnings

Other Potential Beneficial Outcomes

Increased academic achievement

Evidence of Effectiveness



LEXINGTON

There is some evidence that sector-based workforce initiatives increase employment and earnings^{2, 3, 4, 5, 6, 7, 8, 9}. However, additional evidence is needed to confirm effects.

Participation in sector-based workforce initiatives can increase employment and earnings more than traditional workforce development programs for low-income adults, disadvantaged workers^{5, 9}, and the long-term unemployed⁶. Participation can also increase earnings for urban young adults aged 18 to 24 who have high school diplomas or GEDs^{2, 7}. In some cases, program effects persist up to 7.5 years after enrollment¹⁰. For example, an evaluation of Project Quest indicates participants increase earnings progressively over time, earning \$5,080 more than similar peers six years after study enrollment³; Capital IDEA participants increased earnings and employment gains over 4 years after training⁸.



Gains in earnings appear to be greater for participants in the health care industry than participants in manufacturing or transportation-focused programs; gains may also be less for participants who are at the greatest disadvantage⁵. Gains in earnings and employment vary by approach and provider^{6, 9}. Economic conditions may also affect earnings⁴. Difficulty developing necessary partnerships, lack of basic skills among some participants, and a dynamic labor market that may eliminate occupations can be challenges to establishing programs¹¹. Attempts to replicate previously successful programs may not be successful¹².

Participation in sector-based workforce initiatives can increase vocational credential receipt¹³, particularly for the participants who were over 25 and had a GED at program start³ or those with other barriers to employment, such as criminal convictions⁶.

Successful sector-based workforce initiatives include collaboration with agencies, industry, and employers; alignment with strategies such as career pathways; work credentialing; provision of incentive and planning funds; and leveraging diverse funding sources¹⁴. Successful initiatives generally serve low-income workers with strong basic skills, rather than hard-to-employ adults¹⁵.



Costs vary widely. WorkAdvance demonstration site costs range from \$5,200 to \$6,700 per participant, for example⁶. The Year Up program, an intensive sector-based workforce initiative, spends around \$28,000 per participant, partially offset by payments from corporate partners who employ Year Up interns².


Impact on Disparities



LEXINGTON

Likely to decrease disparities

<https://www.countyhealthrankings.org/take-action-to-improve-health/what-works-for-health/strategies/sector-based-workforce-initiatives>



Lexington Community Land Trust Davis Bottom Community Center

LFUCG Project ID: AR_LCLT_2023

Treasury Portal Project ID: AR_LCLT_2023

Project Budget: \$2,000,000

Project Status: **Completed**

Cumulative Obligation: \$2,000,000

Cumulative Expenditure: \$2,000,000

Program Income: \$0

Project Expenditure Category: *EC 6: Revenue Replacement*



Project overview

The facility will provide recreation and community gathering areas for the residents of the Davis Bottom neighborhood and residents of Lexington. The center will serve the community by hosting community related activities, including but not limited to meetings and celebrations. There will also be homeowner education workshops and post purchase trainings. The Lexington Community Land Trust will also have office space in the facility. The facility is located in a QCT. An opening date of early fall 2024 is anticipated.



The neighborhood was formerly razed as part of the Newtown Pike Extension road project. The community center is an integral part of the revitalization of the community and is required by the Record of Decision in place.



LEXINGTON



<https://lexingtonclt.org/>

Jefferson Street Viaduct

LFUCG Project ID: AR_JEFFRSN_2023

Treasury Portal Project ID: AR_JEFFRSN_2023

Project Budget: \$1,096,661

Project Status: Completed 50% or More

Cumulative Obligation: \$1,096,661

Cumulative Expenditure: \$902,411

Program Income: \$0

Project Expenditure Category: *EC 6: Revenue Replacement*

Project overview

Restoration of the Jefferson Street Viaduct will provide accessibility to both the adjacent organization and the forthcoming not-for-profit park to safe, ADA friendly parking.

The Jefferson Street Bridge was removed many years ago to allow for a new park. When the bridge was removed, it left a small section in a temporary state. This funding is coupled with a General Fund allocation to make permanent the remaining section of the viaduct.

Public infrastructure improvements are considered a general service of the LFUCG, and are therefore eligible expenses under EC 6.1 – Provision of Government Services.

<https://www.lexingtonky.gov/departments/engineering>



LEXINGTON
Engineering



LEXINGTON

ADA Transition Plan

LFUCG Project ID: AR_ADAPLAN_2023

Treasury Portal Project ID: AR_ADAPLAN_2023

Project Budget: \$200,000

Project Status: **Completed**

Cumulative Obligation: \$200,000

Cumulative Expenditure: \$200,000

Program Income: \$0

Project Expenditure Category: *EC 6: Revenue Replacement*



LEXINGTON
General Services

Project overview

The project identified barriers in the City of Lexington's public facilities that limit the accessibility of the City's programs, services or activities with a self-evaluation. The Plan details the steps to complete the modifications that were identified in the self-evaluation, to set a schedule for completing the modifications, and serve as the program access plan to provide to the Department of Justice when needed. A schedule was devised for removing barriers in order to meet or exceed ADA compliance. The plan identified the public officials that are responsible for implementation of the plan. This project developed a plan for increased inclusion and accessibility, which are vital components of providing services to the community.



The goals of this project included increasing ADA regulation compliance, inclusion, and accessibility for community members with disabilities or limited mobility.



This project provided opportunities to increase accessibility, usability, and inclusivity of existing LFUCG facilities for all individuals, including those with disabilities, so that everyone can enjoy equal services and access to the facilities that provide them. Multiple locations, including QCTs, were evaluated. Future projects will be scheduled to ensure that people with disabilities can participate in programs and activities throughout the city. ADA improvement



LEXINGTON

analysis focused on equal distribution of accessible services throughout the city. The overall outcome was to provide equal levels of service and opportunity to all residents of Fayette County.

<https://www.lexingtonky.gov/departments/general-services>

Public facility improvements are considered a general service of the LFUCG, and are therefore eligible expenses under EC 6.1 – Provision of Government Services.



Solarize Lexington

LFUCG Project ID: AR_SOLAR_2024

Treasury Portal Project ID: AR_SOLAR_2024

Project Budget: \$2,000,000

Project Status: Completed Less Than 50%

Cumulative Obligation: \$2,000,000

Cumulative Expenditure: \$911,266

Program Income: \$0

Project Expenditure Category: *EC 6: Revenue Replacement*

Project Overview:

Provides grants to low- to moderate-income homeowners for the installation of solar photovoltaics on the roof of their homes to lower their energy costs and lower Lexington's overall dependence on electricity produced by coal-fired generation. The program targets households who meet the 80% AMI threshold.

<https://www.lexingtonky.gov/departments/environmental-services>

Environmental initiatives are considered a general service of the LFUCG, and are therefore eligible expenses under EC 6.1 – Provision of Government Services.



LEXINGTON
Environmental Services



LEXINGTON

Family Care Center Improvements

LFUCG Project ID: AR_FCCC_2024

Treasury Portal Project ID: AR_FCCC_2024

Project Budget: \$60,000

Project Status: **Completed**

Cumulative Obligation: \$60,000

Cumulative Expenditure: \$60,000

Program Income: \$0

Project Expenditure Category: *EC 6: Revenue Replacement*

Project overview

The Family Care Center provides full day, quality, 5-star rated child care to children six weeks old up to kindergarten age at affordable rates, and is available for all residents of Lexington. Payments accepted include Child Care Assistance Program (CCAP) and Foster Care payments.

This allocation purchased new shade canopies for the infant and toddler playgrounds at the Family Care Center.

<https://www.lexingtonky.gov/family-care-center>

The LFUCG Family Care Center provides services to families with young children in our community and therefore has eligible expenses under EC 6.1 – Provision of Government Services.



LEXINGTON
Social Services



LEXINGTON

Division of Police Mobile Data Computers (MDCs)

LFUCG Project ID: AR_MDC_2024

Treasury Portal Project ID: AR_MDC_2024

Project Budget: \$490,000

Project Status: **Completed**

Cumulative Obligation: \$490,000

Cumulative Expenditure: \$490,000

Program Income: \$0

Project Expenditure Category: *EC 6: Revenue Replacement*

Project overview

This project replaced mobile data computers. MDCs are essential for providing our employees (both mobile patrol officers and management) the ability to work remotely. By replacing our aging devices, The Division of Police are now better prepared to both work remotely and to provide more efficient police services to Lexington's growing community, from a mobile workspace. This program is not only beneficial to our employees during a pandemic event, by limiting exposures, but it will also enhance our ability to work remotely and to respond more efficiently to calls for service within the community.

<https://www.lexingtonky.gov/departments/police>



The LFUCG provides police protection to its residents. MDCs are required for use by the Division of Police and therefore this is an eligible expense under EC 6.1 – Provision of Government Services.



LEXINGTON

Division of Police Laptop Computers and Technology Upgrades

LFUCG Project ID: AR_POLLT_2024

Treasury Portal Project ID: AR_POLLT_2024

Project Budget: \$100,000

Project Status: **Completed**

Cumulative Obligation: \$99,820

Cumulative Expenditure: \$99,820

Program Income: \$0

Project Expenditure Category: *EC 6: Revenue Replacement*

Project overview

This project replaced laptop computers and upgrades technology. Laptop computers are essential for providing The Division of Police (both mobile patrol officers and management) the ability to work remotely. By replacing our aging devices, we are better prepared to both work remotely and to provide more efficient police services to our growing community, from a mobile workspace. This program is not only be beneficial to our employees during a pandemic event, by limiting exposures, but it also enhances the ability to work remotely and to respond more efficiently to calls for service within the community.

<https://www.lexingtonky.gov/departments/police>

The LFUCG provides Police protection to its residents. Laptop computers and technology are required for use by the Division of Police and therefore this is an eligible expense under EC 6.1 – Provision of Government Services.



LEXINGTON
Public Safety



LEXINGTON

EC 7: Administrative

Responding to Grant Administration and the Reporting Requirements of ARPA



American Rescue Plan Act (ARPA) Administrative Services

LFUCG Project ID: AR_ADMIN_2022

Treasury Portal Project ID: AR_ADMIN_2022

Project Budget: \$1,347,725

Project Status: Completed 50% or More

Cumulative Obligation: \$1,312,331

Cumulative Expenditure: \$1,295,154

Program Income: \$0

Project Expenditure Category: EC 7: Administrative, 7.01 Administrative Expenses

Project Overview

Personnel and operating expenses to administer ARPA funding.



LEXINGTON



LEXINGTON

Contact Information

Jenifer Wuorenmaa
American Rescue Plan Act (ARPA) Project Manager

Lexington – Fayette Urban County Government (LFUCG)
Office of the Chief Administrator
200 East Main Street
Lexington, Kentucky 40507

jwuorenmaa@lexingtonky.gov
859-258-3115



LEXINGTON