



Mecklenburg County, NC

RECOVERY PLAN

State and Local Fiscal Recovery Funds

2024 Report



MECKLENBURG COUNTY
North Carolina

Table of Contents

General Overview

Executive Summary.....	3-4
Uses of Funds.....	5-8
Promoting Equitable Outcomes	9
Priority Areas	10-14
Promoting Equitable Executive Conclusion	15
Community Engagement.....	16-17
Labor Practices.....	18

Project Inventory19-23

Use of Evidence.....	19-162
Performance Report.....	19-162



Executive Summary

The 2021 American Rescue Plan Act (ARPA) provided \$215.6 million in State and Local Fiscal Recovery Funds (SLFRF) to Mecklenburg County to help manage the public health challenges and negative economic impacts from COVID-19. As a recipient of SLFRF funds, the County intends to meet the reporting responsibilities required by the U.S. Department of the Treasury and to be accountable and transparent to the public.

Mecklenburg County COVID-19 Recovery Plan

To manage the substantial infusion of resources and respond boldly to the challenges from the pandemic, the County, under the direction of County Manager Dena Diorio, developed the Mecklenburg County COVID-19 Strategic Recovery Plan¹ (The Recovery Plan). The County's goal was to ensure the one-time funding would be used to make strategic investments in the community and equitably deliver resources and services to residents in response to the negative impacts and public health needs caused or exacerbated by COVID-19. To achieve that goal, the County performed an environmental scan of both internal and external elements that might impact success, performing nationwide research, holding public engagements, and surveying County staff.

The Recovery Plan, which incorporates input from the public and the U.S. Department of Treasury (Treasury) guidance, identified five priority areas, nine goals, and multiple strategies to direct the use of funds. The Recovery Plan also serves as a working tool that moves the County from vision to action with measurable outcomes, and ensures spending is equity-focused, community-empowering, and evidence-driven.



¹The full Mecklenburg County COVID-19 Strategic Recovery Plan is available at: <https://www.mecknc.gov/Documents/MC-Strategic-Recovery-Plan-ARPA.pdf>

Priorities and Goals

Behavioral Health & Health Equity

Goal 1: Improve behavioral health outcomes by increasing access to resources, services, and programming

Goal 2: Reduce health disparities through expansion of access to healthcare and health literacy

Goal 3: Increase food security with individuals and families

Affordable Housing & Homelessness

Goal 1: Reduce and prevent homelessness & housing instability

Workforce & Economic Development

Goal 1: Increase access to training, work, and employment opportunities for essential workers to meet workforce demands of now and in the future

Goal 2: Strengthen organizations by equipping them with the tools to be resilient and provide work as aligned to County programs and services

Parks, Environment & Infrastructure

Goal 1: Enhance the land & water quality through strengthened infrastructure

Goal 2: Improve the physical infrastructure for parks, amenities, and greenways

Childcare & Early Childhood Development

Goal 1: Increase access to affordable, quality childcare and education for children and families

Uses of Funds

The County has committed \$215.6 million of its State and Local Fiscal Recovery Funds (SLFRF) to support projects for County services and departments, and local nonprofits to help response to and recover from the pandemic. While resourcing funds to respond to the community's most urgent and pressing needs, the County has been diligent to align its allocation of the funds with the eligible uses outlined by Treasury.

The following outlines the County's Use of Funds

ARPA Program Team

The County committed \$2 million in SLFRF funds to establish the ARPA Program Team, made up of a Program Manager, Management Analyst, Procurement Analyst, Auditor, and Accountant II. The Team's responsibility is to administer all funding in accordance with Treasury and County guidelines, manage all reporting and compliance requirements, and coordinate with recipients to monitor project goals and outcomes.

The Team also developed a public facing website to serve as an information hub of how SLFRF funds are being resourced, how local nonprofits and businesses can request funding, and how other sources of pandemic relief are supporting community needs.²



The County also committed ARPA funds to a marketing campaign to encourage community participation in the development of plans and priorities for allocation of SLFRF funds.

The campaign helped ensure everyone, especially communities disproportionately impacted by the pandemic and those historically marginalized, were represented in plan development.

Early Funding Decisions

The County committed \$13 million in SLFRF funds to enable pedestrians and mobility challenged residents a direct connection between a Regional Recreation Center that offers vital health & fitness programs for the local community and a new Community Resource Center that will provide access to integrated health and human services including, Economic, Public Health, Child Support, Food & Nutrition, Youth & Family Services, Veteran, and Community Support Services. The purpose and goal of this project aligns back to Public Health (EC 1) 1.14, Other Public Health Services.

The County also committed \$14 million for the purchase of an existing hotel to create long-term affordable housing units for older adults who are highly vulnerable and experiencing literal homelessness, exasperated by the negative impacts of the COVID-19 pandemic. The purpose and goal of this project align back to Negative Economic Impacts (EC 2) 2.16 Long Term Housing Security: Services for Unhoused Persons.

²The County's public facing website is www.MeckNC.gov/COVIDrelief

Use of Funds

Phase One Funding Decisions

In early late 2021, Mecklenburg County put out a community-wide call for proposals for considerations for use of SLFRF funding. The Funding Proposal Application Process developed by County staff offered opportunities for both County departments and non-governmental entities to apply for funding. While the application itself asked applicants to respond to only 12 questions, the process was robust, incorporating public information sessions, eligibility guidance, an online application platform and information hub, multiple review committees, and a scoring rubric that valued equity considerations and proposed project plans, results, and budgets.

The application required that proposals:

- Satisfy US Treasury Requirements
- Satisfy County Requirements
- Align to 1 of the 5 priority goals outlined in The Recovery Plan
- Be a minimum request of \$250,000

Mecklenburg County received 132 funding proposal applications from local non-profits and businesses, as well as 28 requests from County departments.

The Board of County Commissioners ultimately approved \$59.4 million in funding on March 15th to support investments in all five priority areas. The purpose and goals of these projects align back to Public Health (EC 1), Negative Economic Impacts (EC 2) and Public Health-Negative Economic Impact: Public Sector Capacity (EC3).



Use of Funds

Phase Two Funding Decisions

In late 2022, Mecklenburg County issued a second, community-wide call for proposals, inviting considerations for the use of SLFRF funding. The Funding Proposal Application Process followed the same process outlined above in Phase One.

During Phase Two, Mecklenburg County received 220 funding proposal applications from local non-profits and businesses, as well as 23 requests from County departments.

On January 18, 2023, the Board of County Commissioners approved \$99.4 million in funding to support investments in all five priority areas. The projects, supported by these funds, align directly to the purpose and goals of Public Health (EC 1), Negative Economic Impacts (EC 2) and Public Health-Negative Economic Impact: Public Sector Capacity (EC3).



Use of Funds

Marketing

The County also allocated \$7,000 in ARPA funds towards a marketing campaign, aimed at encouraging community engagement in developing plans and priorities for allocation of SLFRF funds. The campaign helped ensure everyone, especially communities disproportionately impacted by the pandemic and those historically marginalized, were represented in plan development.

The County also allocated \$500,000 to launch a marketing campaign to increase awareness of all the projects funded by the County through the American Rescue Plan.

Premium Pay (EC4)

Treasury guidelines allow premium pay for essential workers. All County employees, by virtue of their employment, are deemed essential and have managed additional responsibilities; many have experienced added risk and made personal sacrifices to support the response to the pandemic. Premium pay for County employees was funded through a one-time bonus.

Also included in the premium pay project were our public safety and emergency services staff. Public safety staff were funded a one-time bonus for their efforts to maintain safety and security in County facilities during the pandemic. Medic staff were funded through a one-time bonus for the elevated health risks they manage.

Emergency Relief Assistance (ERA)

In addition to resourcing SLFRF funds to address the negative impacts from COVID-19, Mecklenburg County is utilizing ERA funds to support the community's housing and utility needs.

The County received three direct ERA installments from the federal government for approximately \$13.5M.

- The Federal ERA1 installment of \$6.7M has been expended, with \$6.1M directly supporting rent and utility costs for residents.
- The Federal ERA 1 Reallocation installment of \$1.39M has been expended, with \$1.39M directly supporting rent and utility costs for residents.
- The County received the Federal ERA 2 installment of \$5.4M and is continuing to work to distribute the funds, with \$4.9M set to directly support rent and utility relief costs.

The County also received approximately \$49.5M in formula-derived allocations from Treasury's ERA funding to the State of North Carolina for distribution to all one hundred counties.

- The State ERA1 installment of \$27.7M has been expended, with \$27.7M directly supporting rent and utility costs for residents.
- The State ERA 2 installment of \$21.8M has been expended, with \$21.8M directly supporting rent and utility costs for residents.



Promoting equitable outcomes

Mecklenburg County remains committed to advancing equity as it implements the recommendations of the COVID-19 Recovery and Renewal Task Force Guidebook. Despite the lingering and lasting impact of the pandemic, the County continues to collaborate with its partners to address community needs. Over the course of the last year, Mecklenburg County has worked to update our Equity Action Plan to ensure alignment and sustainable efforts that support the ongoing response and recovery from COVID-19 and its impact on the community. The Office of Equity and Inclusion has been instrumental in these efforts by supporting the transformation of County practices to address historical disparities and proactively including marginalized voices in planning and engagement processes internally and with our partners.

Additionally, Mecklenburg County's approach to recovery and renewal ensures access to the opportunities and resources that are essential for historically marginalized and underestimated communities. Promoting equitable outcomes helps address historical and systemic inequalities that have disadvantaged certain groups in the county. The approach also seeks to address significant disparities in, health, housing, workforce and economic development, environment, education, and other areas that often influence social fracture and instability. The recovery plan is helping to reduce the acuity of these traumas and create a more equitable approach to investment and service.

Lastly, the county's approach to promoting equitable outcomes influences beyond the services that can be provided and partnerships that have been forged. The recovery plan also fosters economic benefits: where everyone can thrive which leads to greater economic productivity and growth where all can participate. The county's approach to investment in both rounds of ARPA Recovery implementation has ensured that diverse perspectives, partner strengths, and community needs are at the forefront to drive innovation and achievement of shared goals and values.

Many in Mecklenburg County believe that it is just to ensure that everyone has the chance to lead a fulfilling and prosperous life, free from discrimination and disadvantage. Equitable outcomes often lead to better health and well-being for all members of society. This can reduce the burden on our systems and improve overall quality of life. Promoting equity in our recovery helps to build a more inclusive Mecklenburg County where all residents feel valued and respected, fostering a sense of belonging and engagement.

Behavioral Health & Health Equity

The Behavioral Health and Health Equity priority area focuses on ensuring equitable access to mental health and substance use disorder services. Mecklenburg County recognizes that marginalized communities, including racial and ethnic minorities, low-income individuals, and those with limited access to healthcare, often face significant barriers to accessing these services. These barriers contribute to disparities in mental health outcomes, such as higher rates of unmet needs and untreated conditions. The County addresses these disparities by providing culturally responsive care that respects and addresses the unique needs and experiences of the populations served. This involves recognizing the impact of cultural, linguistic, and historical factors on mental health, engaging in culturally appropriate practices, and reducing the stigma associated with seeking help for mental health concerns. Additionally, the County emphasizes prevention and early intervention, directing efforts and funding towards community-based prevention programs, mental health promotion initiatives, and early identification and treatment for mental health and substance use disorders. By addressing these issues early, the County aims to reduce the impact and severity of mental health conditions.

Priority Area: Affordable Housing and Homelessness

Mecklenburg County prioritizes equity in affordable housing and homelessness, recognizing the critical need for safe, stable, and affordable housing for all residents. The ARPA funding is directed towards organizations that work to eliminate disparities in housing access, ensuring that all individuals and communities, regardless of race, socioeconomic status, or other cultural identifiers, have equal opportunities to secure housing. The County's investments focus on developing and preserving affordable housing units in diverse communities, providing financial support for application fees, deposits, and rental assistance, and implementing strategies to prevent homelessness. These strategies include early intervention programs, eviction prevention initiatives, and supportive services addressing underlying causes of homelessness such as poverty, mental health issues, and substance abuse. Additionally, resources are targeted toward vulnerable groups disproportionately affected by homelessness, including racial or ethnic minorities, seniors, veterans, youth, families with children, immigrants, refugees, and individuals with disabilities. By addressing these disparities, the County ensures that those with the greatest need receive the necessary support for stable and sustainable housing.

Workforce and Economic Development

Equity in workforce and economic development is vital for ensuring that all individuals have fair and just opportunities to participate in and benefit from the region's economic prosperity. Mecklenburg County's funded partners work to ensure that individuals have access to employment opportunities, education, training, and resources needed for career advancement, regardless of race, gender, ethnicity, age, disability, or other factors. Supporting entrepreneurship and small business development among underrepresented groups is a key aspect of this priority area. The County provides access to capital, business support services, mentoring, and networking opportunities for individuals from marginalized communities, empowering them to create wealth, generate employment opportunities, and contribute to economic growth. Workforce development efforts focus on ensuring equal access to quality education, training, and skill-building opportunities, partnering with agencies to address barriers that limit access to education and training, such as affordability, geographic location, or cultural biases. By investing in workforce and economic development, the County aims to uplift communities, promote economic inclusion, support local businesses and non-profits, create job opportunities, and address systemic barriers to economic disparities. These investments are designed to reduce poverty, increase social mobility, and foster sustainable and inclusive economic growth for all.

Parks, Environment, and Infrastructure

Parks and natural environments play a crucial role in promoting physical and mental health. Access to green spaces encourages physical activity, reduces stress, and improves overall well-being. By promoting equity in parks, environment, and infrastructure, Mecklenburg County ensures that everyone, regardless of socioeconomic status or location, has equal opportunities to enjoy these health benefits and live in environments that support their well-being. The County's investments in these areas support organizations that advocate for the protection of natural areas in underserved communities and address environmental pollution and hazards that disproportionately affect marginalized populations. Parks and natural environments also offer valuable educational opportunities, serving as living laboratories for environmental education and fostering awareness and appreciation of the natural world. By promoting equity, the County ensures that all individuals, including children from disadvantaged backgrounds, have access to these educational resources and experiences, enhancing their understanding of the environment and sustainability. Moreover, equitable access to parks and natural environments fosters community engagement, social interaction, and empowerment, promoting inclusivity, encouraging community involvement, and supporting the development of a healthy and resilient community where individuals can live, learn, work, and recreate.

Priority Area: **Childcare & Early Childhood Development**

Equity in childcare and early childhood development is essential for ensuring that all children, regardless of their background or circumstances, have access to high-quality care and opportunities for optimal development.

Mecklenburg County understands that early childhood experiences have a profound and long-lasting impact on a child's development and future outcomes. By promoting equity in childcare and early childhood programs, the County aims to provide all children with an equal start in life, mitigating the disadvantages some children face due to systemic racism, educational inequities, poverty, limited resources, or inadequate access to quality care.

Research consistently shows that quality early childhood experiences positively influence a child's cognitive, social, emotional, and physical development. Ensuring equitable access to high-quality childcare and early childhood programs lays the foundation for lifelong learning, health, and well-being, leading to improved educational outcomes, reduced achievement gaps, and enhanced social and emotional skills. Additionally, equitable access to childcare and early childhood development supports working families, particularly low-income families, single parents, and formerly incarcerated parents, enabling them to participate in the workforce, pursue education or training, and improve their economic stability. This can yield significant long-term cost savings and promote greater social mobility and reduced inequalities in society.

Promoting Equitable Outcomes

Executive Conclusion

By focusing on equity across priority areas such as housing, healthcare, early childhood development, parks, and economic development, Mecklenburg County aims to dismantle systemic barriers, reduce disparities, and ensure everyone has access to necessary resources. Data collection and monitoring systems are crucial for tracking progress, identifying gaps, measuring outcomes, and holding stakeholders accountable for equitable practices and informed decision-making. These efforts address disparities, break the cycle of disadvantage, reduce achievement gaps, support working families, and foster social cohesion. By investing in equitable strategies, Mecklenburg County promotes a more just and prosperous society for all.



Community Engagement

Once we received notification that ARPA funding would be awarded to the County, we began to develop a five-year strategic plan to determine how to spend the relief funds. One of the first steps in development of the plan included an environmental scan of internal and external elements, including a series of public engagements, that informed how funding could most positively impact the community.

Public Engagement

The County wanted to develop a process that factored the voice of our community. To accomplish this, we kicked off a robust community engagement process that included various public engagement initiatives.

Livable Meck community engagement initiative partnered with non-profits, churches, senior living facilities, colleges/universities, and recreation centers to connect with residents of all ages, incomes, and races. The initiative included an on-line community survey that yielded over 1200 responses as well as multiple in-person community events to receive community input. The results of the survey identified Child & Family Stability, Mental Health, and Homelessness as the highest priorities among residents in the Community.

The County also met with business leaders and our non-profit partners for additional perspective regarding the challenges being faced in both sectors. This engagement provided insights into the challenges being faced by the private sector, particularly workforce development.

The Board of County Commissioners held a public hearing to allow residents a chance to give their feedback on how Mecklenburg County should utilize the ARPA funds. The public hearing produced a diverse gathering of individuals and organizations, which represented the rich variety of the County's community. Topics shared at the hearing included food insecurity relief, small business and non-profit support, second chance and re-entry services, affordable housing, mental health and health equity, and early childhood services.

Internal Engagement

County leadership also sought input from department directors whose departments most closely aligned with the ARPA guidance from the U.S. Department of Treasury. Those departments included Community Resources, Community Support Services, Social Services, Public Health, and Economic Development. Priority areas identified by department directors included:

- Access to medical and mental health care for vulnerable populations
- Job training and workforce development
- Premium pay for essential workers
- Equitable investments into underserved communities
- Affordable housing
- Small business assistance
- Rent and mortgage assistance
- Food security initiatives
- Expanding access to broadband in underserved neighborhoods

Results

As a result of the environmental scan, and after incorporating U.S. Treasury guidance and feedback from our Board of County Commissioners, the Strategic Recovery Plan took shape with the development of five priority areas that guide decisions around use of funds:

- Behavioral Health and Health Equity
- Affordable Housing and Homelessness
- Workforce and Economic Development
- Parks, Environment, and Infrastructure
- Childcare and Early Childhood Development




Community Engagement

Dashboard

Due to the significant community investment and impact, Mecklenburg County's Finance Department developed a public facing, interactive dashboard to track performance and expenditure data, promote public awareness and provide transparency in a centralized location accessible to all residents. The ARPA Dashboard tracks how funds are spent as well as demonstrates how funds are addressing critical needs and challenges faced by Mecklenburg County residents.

The ARPA Dashboard is located on the Mecklenburg County COVID-19 Recovery website <https://cares-act-arp-meckgov.hub.arcgis.com/>





Labor Practices

The County will use strong labor standards to promote effective and efficient delivery of high-quality relief programs. At this time, the County has not invested ARPA funds in infrastructure projects.

Project Inventory

The following Project Inventory section includes a comprehensive list of all projects and funding commitments as of June 30, 2024. The table below shows each of the projects according to County's Priority Areas and Treasury's Eligible Expense Categories. The table also references the award amount and the project identification number used for quarterly Project and Expenditure Report submissions.

A detailed overview of each project is then provided and includes a description of the project, a link to the project's website, a table showing all performance data, and (where applicable) information regarding use of evidence-based interventions.

PROJECT	PROJECT ID	AMOUNT	Pg #
Affordable Housing and Homelessness			
Negative Economic Impact			
Better at Home	NEI 217 BAH	600,000	24
Block Love	NEI 216 BL	285,060	25
Encampment Hotel Transition Plan	EHT 112	58,690	26
Homebound Meal Delivery Services	NEI 21 MCSS	299,829	26
Hotel Lease Extension	NEI 216 HLE	1,039,400	26
Hotel Purchase ARPA	NEI 216 MCCS	14,984,006	26
Housing CLT Expansion	NEI 216 HCLT	1,285,683	27
		2,212,187	28
Increasing & Improving Emergency Shelter for Men	NEI 216 RA		
Morningside Project	NEI 216 MP	1,125,000	29
RAMP	NEI 216 RAMP	395,938	30
CrossRoads Corporation for Affordable Housing and Community Development	NEI CC	96,600	32
Matthews Help Center	NEI 2.17 MHC	700,000	33
West Charlotte + Beyond: Property Acquisition/Development/Preservation	NEI 2.15 WCH	6,650,000	34
	NEI 2.16 RA	710,000	35
Expansion and Enhancement of Day Services Center	NEI 2.15 CHAP	534,500	36
Comprehensive Housing Affordability Program			
Veterans Bridge Home - Housing Sustainability Program	NEI 2.16 VHB	1,513,200	37
LaSalle at Lincoln Heights	NEI 2.15 NHP	1,100,000	38
Second Chance Homeless To Housing	NEI 2.15 FFM SC	1,250,000	39
Hope Springs infrastructure	NEI 2.15 HSP	1,737,249	40
	NEI 2.16 CL	2,000,000	41
Multisector Response Network for Humanitarian Relief			
Expansion of Center of Hope Shelter	NEI 2.16 SA	3,156,389	42
Vendor Housing Expansion	NEI HVE	2,237,872	44
Services to Disproportionately Impacted Communities			
Coordinated Entry Expansion	PH 3.2 CEE	1,610,207	45
Revenue Replacement			

Land Acquisition	NEI 215 HFH	1,000,000	46
Revitalization Plan	RR SRP	3,250,000	47
Lakeview Apartments	RR LVA	1,600,000	47
Easter's Home at Caldwell	RR EH	2,500,000	48
Johnson Oehler Seniors	RR JOS	2,750,000	49
Creekridge On The Park	RR COTP	5,000,000	50
Mount Moriah Seniors	RR MMS	6,000,000	51
Affordable Housing and Homelessness Total		\$67,681,810	
Behavioral Health & Health Equity			
Negative Economic Impact			
Better Vision to Learn	NEI 237 BVTL	1,517,136	52
Camino Contigo	NEI 219 CC	2,511,360	54
Expansion of Nurse Family Partnership	NEI 219 CR	2,632,646	56
Food For All	NEI 21 FFA	3,979,540	58
Hope Community Clinic	NEI 221 HCC	3,282,207	59
West Blvd Food Cooperative	NEI 2.1 WBFC	250,000	62
Sustaining a Healthy Lifestyle	NEI 2.01 AJ	593,821	63
LMC Children Meals On-The-Go	NEI 2.01 LMC	423,294	64
Heartsand Hands Food Pantry Food Security Initiative	NEI 2.01 HH	966,700	65
New Mobile Vision Clinic - Vision To Learn	NEI 2.24 VTL	708,114	66
Village Heartbeat Inc	NEI 2.19 VHB	375,170	68
Promoting Equity in Locally Grown Foods	NEI 2.01 BG	1,219,432	69
Community Outreach - Black Birthing Professions	NEI 2.19 BBP	374,373	70
Providing Access to Trans Health (PATH)	NEI 2.19 CTH	1,014,423	71
Charlotte Community Health Clinic, Inc.	NEI 2.21 CCHC	3,810,415	75
Access to Bilingual Dental Care	NEI 2.21 CBDC	4,683,215	76
Mecklenburg County Pediatric Dental Clinic	NEI 2.21 PDC	1,453,904	77
Food Insecurity	NEI 2.1 CSMP	989,000	78
EMS - Logistics to EMT	NEI 2.10 EMS	547,076	79
The Bridge	NEI 219 TB	359,180	80
Safe Alliance	PH 1.12 SA	200,500	81
Public Health			
Behavioral Health for Incarcerated Women	PH 112 BHIW	380,842	82
Behavioral Health Services	PH 112 BHS	388,886	83
CHAT Collaborative	PH 1.14 CC	914,380	84
Counseling Center	PH 112 CC	1,160,000	86
Empowering Father Initiative	PH 113 EF	550,000	88
Pedestrian Bridge	PH 114 MCPH	13,000,000	90
Peer-Run Crisis Prevention	PH 112 PR	3,056,292	91
School Based Health Programs	PH112 SBHP	350,000	93
UCITY Family Zone	PH 112 UFZ	822,107	94
Alliance - Community Transitions Recovery Program	PH CTRP	615,721	96
Alliance- Children's Transitional Group Home	PH CTGH	912,500	96
NourishMeck- A Hunger Hub for Hope	NEI 2.1 LFNM	2,000,000	97
UMAR Van Replacement	PH 1.12 UMAR	256,021	98
Protecting the Mental Health of LGBTQ Youth in Mecklenburg County	PH 1.12 TOY	315,000	99
Improving Outcomes for High Risk Youth	PH 1.12 PPCA	411,981	100

Equitable Access to Services for Survivors of Human Trafficking	PH 1.12 SH	1,003,439	101
Increasing access to services for Substance Use Disorder for underserved populations	PH 1.13 HH	604,167	102
Mental Health Equity: Providing Evidence Based Psychiatric Care in Community Clinics	PH 1.12 HF	547,300	103
Expanding Access to Community-Based Mental and Behavioral Health Services to Preserve Mecklenburg County's Children and Families	PH 1.12 PT	1,500,000	104
Infant and Early Childhood Mental Health Services	PH 1.12 IECMH	1,494,007	106
The C.W. Williams Community Health Clinic	NEI 2.21 CW	2,052,195	107
Services to Disproportionately Impacted Communities			
Wi-Fi for the Detention Center	PH WF DC	741,289	108
Multi-Interdisciplinary Outreach Team	PH 3.2 MOT	2,036,825	108
Office of Violence Prevention - The Way Forward Community Violence Prevention Plan Implementation	PH 3.2 OVP	2,829,239	109
Revenue Replacement			
Miracle at Cedar Street Campaign	RRMCS	3,000,000	110
Carolina Farm Trust	RR CFT	6,000,000	111
DSS Cottages	RR DC	2,000,000	111
Alliance Health	RR AH	1,928,098	111
Behavioral Health & Health Equity Total		\$82,761,795	
Childcare and Early Childhood Development			
Negative Economic Impact			
Afterschool Programming	NEI 211 AP OB	665,000	112
Childcare Licensing Assistance	NEI 211 CLA	393,725	116
Home Visiting	NEI 212 HV	319,233	117
Parent Child+ (Charlotte Bilingual Preschool)	NEI 212 CBP	300,000	118
Parent Child+ (CORE Programs)	NEI 212 CORE	497,530	120
Greater Enrichment Program Transportation	NEI 2.14 GEP	130,000	122
Parents As Teachers(PAT) Early Childhood Education and Development Program	NEI 2.11 YMCA	55,292	123
Freedom School Summer Program	NEI 2.11 FSP	211,752	124
Families Doing Time	NEI 2.14 FDT	300,000	125
Strive to Thrive	NEI 2.14 STT	273,131	126
POP's Passion	NEI 2.14 POP	275,000	127
Youth Academic Enrichment Program	NEI 2.14 NLE	415,000	128
Castle's Daycare	NEI 2.14 CD	450,000	129
KEFA Tutoring and Mentoring Academy	NEI 2.14 KEFA	432,320	130
Early Learning Center	NEI 2.14 ELC	3,000,000	131
Services to Disproportionately Impacted Communities			
Summer Camp Scholarships	SDI 237 SCS	791,000	132
Childcare and Early Childhood Development Total		\$8,508,983	

Parks, Environment, and Infrastructure			
Public Health			
Ambient Air Monitoring Program	PH 1.14 AAMP	420,000	133
Baccalaureate School Gymnasium Renovation	PH 1.14 GYM	2,000,000	133
Negative Economic Impact			
Replace Lead Pipes	NEI 220 CCO	250,000	134
Services to Disproportionately Impacted Communities			
Wi-Fi for parks & recreation centers	PH 114 WF	1,310,000	135
Revenue Replacement			
Archdale Park	RR 6.1 AP	4,000,000	135
Druid Hills Park	RR DHP	1,000,000	135
Historic Stewart Creek Project	RR 6.1 HSC	3,582,500	136
LC Coleman Park	RR 6.1 LCP	2,000,000	136
Monroe Road Park	RR MONROE	2,500,000	136
Irwin Creek Stream Enhancement Project at the Old City Landfill	RR 6.1 ICSE	2,350,000	137
Inclusive and Accessible Playgrounds with Path of Travel	RRPlayGrnd	2,960,000	137
Parks, Environment, and Infrastructure Total		\$22,372,500	
Workforce and Economic Development			
Administrative			
ARPA Administration	ADM 71 MCAP	2,351,985	138
Negative Economic Impact			
ESL and Citizenship Preparation	NEI 237 ESL	677,538	139
Healthcare Workforce Development	NEI 210 HWD	1,780,172	141
PACE Program	NEI 210 PACE	156,857	142
Pathway Tutoring and Education	NEI 237 PTE	854,906	143
Program Expansion	NEI 210 ASP	275,000	145
REEP 3.0	NEI 210 REEP	782,800	146
STEAM Training	NEI 225 ST	234,277	148
Vocational Training	NEI 210 VT	1,050,000	149
Creative Entrepreneurs Initiative	NEI 2.10 CEI	509,750	150
Pathway Program Enhancements	NEI 2.10 PPE	395,055	151
Per Scholas IT Training	NEI 2.10 PS	600,000	153
Smart Girls Squad STEM Program	NEI 2.14 SGS	335,800	154
Goal Achievers Mentor Program	NEI 2.10 GAMP	332,944	155
She Built This City	NEI 2.10 SBTC	790,413	156
Cakeable Vocational Training and Café	NEI 2.10 CC	1,010,500	158
The ROC Charlotte	NEI 2.25 ROC	900,000	159
Latin American Chamber of Commerce of Charlotte	NEI 2.10 LACC	1,500,000	160
Digital Divide	NEI 2.10 DD	2,917,635	161
Premium Pay			
Sheriff's Office Employee Bonus	PP 4.1 MCSO	746,000	162
MEDIC Bonus	PP 4.1 MEDIC	2,056,436	162

Mecklenburg County Bonus	PP 4.1 MCEB	11,650,044	162
Public Health			
Community Support Services Positions	PH 3.2 M CCS	2,138,306	162
Workforce and Economic Development Total		\$34,046,418	
Grand Total		\$215,371,506	

Affordable Housing

Better at Home

Funding amount: \$600,000

Project Expenditure Category: 2.17 Housing Support: Housing Vouchers and Relocation Assistance for Disproportionately Impacted Communities

Project overview

- Pineville Neighbors Plan will transition individuals living in extended stay hotels into more stable housing by:
 - Providing financial support to cover application fees, deposits and first month's rent.
 - Funding will prevent evictions for those in stable housing by covering up to 2 months of past due rent.
 - Supportive services are also offered: budget counseling, parenting classes, and general life skills.
- www.pinevilleneighbors.org

Performance Measures

Output Measures (Numbers)	Prior Years	Current Year July 2023 – June 2024
Number of unduplicated individuals served by Mecklenburg County ARPA Grant (Hotels to Homes)	66	47
Number of adults participating in budgeting classes & parenting classes	3	8
Number of adults starting an emergency savings fund	3	2
Number of children served	43	40
Number of households provided rental assistance	197	87

Use of Evidence

NA

Block Love

Funding amount: \$285,060

Project Expenditure Category: 2.16 Long Term Housing Security: Services for Unhoused Persons

Project overview

Block Love CLT will create, implement, and maintain a program model to meet the needs of Charlotte-Mecklenburg in serving households who are living unsheltered.

- www.blockloveclt.org

Performance Measures

Output Measures (Numbers)	Current Year July 2023 – June 2024
Number of unduplicated individuals served at the Day Services Center	78
Installation of ramp at Day Services Center to ensure ADA Compliance	Complete
Number of coordinated entry assessments completed	8
Number of clients connected to an emergency shelter	2
Number of clients connected to housing resources	2

Use of Evidence

NA



Encampment Hotel Transition Plan

Funding amount: \$58,690

Project Expenditure Category: 1.12, Mental Health Services

Project overview

- AJC Cares clinicians and case managers will engage clients and provide culturally competent therapy and case management, as appropriate. The trauma-informed, community-based intervention addresses unmet mental health and substance use conditions as the service delivery will take place at the non-congregate shelter. Interventions are able to be flexible to meet resident needs. Staff will develop treatment plans with residents, provide clinical consultation with housing staff, and assist in connecting to housing resources.

Homebound Meal Delivery Services

Funding amount: \$299,829

Project Expenditure Category: 2.1; Household Assistance: Food Programs

Project overview

- The County funding to address the increase demand for the Senior Citizen's Nutrition Program's grab and go meals and to reopen congregate nutrition sites.

Hotel Lease Extension

Funding amount: \$1,039,400

Project Expenditure Category: 2.18; Housing Support: Other Housing Assistance

Project overview

- AJC Mecklenburg County is contracting with Motel 6 to serve households who were experiencing unsheltered homelessness and who were 60 years or older with underlying medical conditions. The majority of guests do have a housing resource; however, the lack of affordable housing prevents them from moving. The new hotel conversion to supportive housing will likely be the exit destination for approximately 50 guests.

Hotel Purchase

Funding amount: \$14,984,006

Project Expenditure Category: 2.16; Long Term Housing Security: Services for Unhoused Persons

Project overview

- The County committed \$14.9 million for the purchase of an existing hotel to create long-term affordable housing units for older adults who are highly vulnerable and experiencing literal homelessness, exasperated by the negative impacts of the COVID-19 pandemic.

Housing CLT Expansion

Funding amount: \$1,285,683

Project Expenditure Category: 2.16 Long Term Housing Security: Services for Unhoused Persons

Project overview

- Funding will expand the Housing CLT program, which provides housing placement, financial assistance, and landlord relationship management services for local homeless services agencies
- www.socialserve.com

Performance Measures

Output Measures (Numbers)	Prior Years	Current Year July 2023 – June 2024
Number of existing Housing CLT landlords called via the landlord call center	946	1287
Number of interactions with landlords with hotline calls made to check on landlords with HousingCLT tenants (calls, emails, visits)	1236	2333
Number of new landlords recruited	86	34
Number of landlord recruitment calls made by hotline staff	3,137	1,926
# of households receiving financial assistance	116	216
Number of households receiving aid and assistance (can include phone-based support, connections to resources)	0	52

Use of Evidence

NA

Increasing & Improving Emergency Shelter for Men

Funding amount: \$2,212,187

Project Expenditure Category: 2.16 Long Term Housing Security: Services for Unhoused Persons

Project overview

- Roof Above plans to maintain operations at the Giles Center, a low-barrier overnight shelter for men, which is scheduled to close in June due to the expiration of the COVID 19 Emergency Solutions Grant CARES Act (ESG-CV) funding.
- www.roofabove.org

Performance Measures

Output Measures (Numbers)	Prior Years	Current Year July 2023 – June 2024
Number of unduplicated individuals served by Mecklenburg County ARPA Grant	7,121	2,964
# of bed nights provided	59,552	38,737
# of meals provided	64,291	79,680
# of individuals engaged by outreach worker	76	487
# of individuals engaged by peer support specialist	0	485

Use of Evidence

The Lucille Giles Center provides much-needed low barrier shelter capacity for unhoused men in the Charlotte area, serving over 2,100 men in 2021. It is a critical alternative to unsheltered homelessness and serves many individuals with significant mental health, substance use and medical challenges who may be reluctant to participate in higher barrier programming. With the addition of a Peer Support Specialist and Outreach worker, the Lucille Giles Center can better fulfill the promise of the Housing First model – namely, connecting unhoused individuals to housing resources with as few obstacles and barriers possible. [1] The addition of these key program staff improves our capacity to ensure that Lucille Giles Center guests are able to develop individualized housing plans and afforded the support necessary to achieve their housing-related goals. [2] The Giles Center was previously funded through ESG-CV funding which will expire on 6/30/22. To continue this work, the County ARPA grant will provide \$1,275,000 over 3 years to support operational expenses including operational staff & facility costs, as well as the salaries of a Peer Support Specialist and Outreach Worker.

<https://endhomelessness.org/resource/housing-first/>

<https://www.usich.gov/news/using-shelter-strategically-to-end-homelessness>

https://files.nc.gov/ncdhhs/documents/files/aging/ICCHP-2018_Report_Required_per_ExecutiveOrder_No_8.pdf

Morningside Project

Funding amount: \$1,125,000

Project Expenditure Category: 2.16 Long Term Housing Security: Services for Unhoused Persons

Project overview

- The program is currently underway and participants entering the program are provided with emergency and temporary housing support, followed by two phases:
 - Phase One starts with the basic needs program which provides identifications, free healthcare, transportation assistance, smart phone, two weeks of computer and internet training.
 - Phase Two includes employment readiness, interviewing skills training, workplace etiquette and attire training. Clients enter employment placements with our list of second chance employers at a rate no less than \$15.00 per hour. Education and industry specific training will also be provided.
- www.freedomfightingmissionaries.org

Performance Measures

Output Measures (Numbers)	Prior Years	Current Year July 2023 – June 2024
Number of unduplicated individuals served by Mecklenburg County ARPA Grant (self Sufficiency)	446	296
# of individuals that obtain critical identification	155	104
Number of individuals who obtained employment and/or employment resources	163	117
# of individuals that obtain stable housing	126	60
# of individuals that received healthcare services	36	8
# of education events held	35	21
# of follow-ups with community residents	78	20

Use of Evidence

NA

RAMP

Funding amount: \$395,938

Project Expenditure Category: 2.16 Long Term Housing Security: Services for Unhoused Persons

Project overview

- The Relatives is adding three new staff positions to the existing RAMP Program (drop-in resource center for young adults) to address the increased demand for housing and homeless prevention services
 - 2 Transition Specialists at On Ramp who will provide case management services to disconnected young adults, helping them achieve their housing and employment goals and achieve stability
 - 1 Housing Case Manager who will assist homeless young adults secure stable housing and provide them with wrap around supports for up to 12 months, to ensure they can remain stably housed on their own.
- www.therelatives.org

Performance Measures


Output Measures (Numbers)	Prior Years	Current Year July 2023 – June 2024
Number of young adults who will receive housing support services funded by Mecklenburg County ARPA Grant	232	80
Number of young adults who will receive On Ramp Case Management services funded by Mecklenburg County ARPA Grant	186	80

Use of Evidence

On Ramp Case Management services are based on the Rehabilitation for Empowerment, Natural Supports, Education and Work (RENEW) model, a comprehensive research-based service approach developed at the University of New Hampshire, as a framework to provide case management and skill building services to support the process of transitioning to adulthood. Through this model staff work with young adults help them establish goals focused on the five domains of housing, education, employment, health/safety, and community life functioning. The primary tool of the RENEW model is the “futures planning” process Individual Future’s Plans are updated monthly and track young adults progress towards their identified goals in the 5 domains. Use of this promising practice helps staff empower young adults by teaching them to be their own advocates and take responsibility for their own success. <https://iod.unh.edu/projects/rehabilitation-empowerment-natural-supports-education-and-workrenew/overview>

While Renew is at the core of our On Ramp case management, Place staff are also trained on the Therapeutic Crisis Intervention (TCI) model for crisis prevention and intervention as well as on the evidence-based practice known as Neurosequential Model of Therapeutics (NMT), a developmentally informed, biologically respectful approach to working with at risk youth ([The Neurosequential Model of Therapeutics as Evidence-Based Practice. | Fatherhood.gov](#))

Housing First prioritizes quickly providing permanent housing to individuals and families experiencing homelessness and doing so with minimum preconditions or barriers.



Housing First Model: An Evidence Based Approach to Ending Homelessness - Heading Home
(headinghomeinc.org)

Housing First | Center for Evidence-based Solutions to Homelessness
(evidenceonhomelessness.com)

Crossroads Corporation for Affordable Housing and Community Development

Funding amount: \$96,600

Project Expenditure Category: 2.15, Long Term Housing Security: Affordable Housing

Project overview

- CrossRoads Corporation for Affordable Housing and Community Development Inc. will provide assistance by adding to their existing capital to quickly respond to private developers in an effort to mitigate gentrification as well as provide down payment assistance to reduce mortgages.

Performance Measures

Output Measures (Numbers)	Current Year July 23-June 2024
Number of homes constructed	0
Average cost of home construction	0
Number of constructed homes sold to Grier Heights local residents	0

Outcome Measures (Percentages)	Current Year July 2023-June 2024
Percent of homes constructed that are sold to homeowners earning less than 80% Area Median Income (AMI)	0
Percent of homes constructed sold to Grier Heights local residents of individuals connect to Mental Health Services	0

Use of Evidence

NA

Matthews Help Center

Funding amount: \$700,000

Project Expenditure Category: 2.17 Housing Support: Housing Vouchers and Relocation Assistance for Disproportionately Impacted Communities

Project overview

- Matthews Help Center will provide rent support to prevent evictions and keep their residents stably housed.

Performance Measures

Output Measures (Numbers)	Prior Years	Current Year July 2023- June 2024
Number of evictions that were prevented or deferred	35	101
Amount of eviction prevention financial assistance provided to households	\$91,877.17	\$221,067.47

Use of Evidence

NA

West Charlotte and Beyond: Property Acquisition/Development/Preservation

Funding amount: \$6,650,000

Project Expenditure Category: 2.15, Long Term Housing Security: Affordable Housing

Project overview

- West Side CLT will create 120 affordable senior living units in the West Boulevard Corridor; as well as. \$6,000,000 which will preserve 53 single-family homes (NOAH units) in the west corridor.

Performance Measures

Output Measures (Numbers)	Current Year July 2023-June 2024
Hoskins: Number of partners engaged	0
Hoskins: Number of affordable units created	0
Hoskins: Number of affordable units preserved	53

Use of Evidence

NA

Expansion and Enhancement of Day Services Center

Funding amount: \$710,000

Project Expenditure Category: 2.16, Long-term Housing Security: Services for Unhoused Persons

Project overview

- Roof Above will received funds to assist with enhancement and expansion of their current Day Services Center to meet unsheltered individuals to meet their basic needs.

Performance Measures

Output Measures (Numbers)	Prior Years	Current Year July 2023-June 2024
Average daily users of Day Services Center	0	0
Average daily laundry users at Days Service Center	0	0
Average daily shower users at Days Services Center	0	0
Annual users of Day Services Center (duplicated)	0	0

Use of Evidence

NA

Comprehensive Housing and Affordability Program

Funding amount: \$534,500

Project Expenditure Category: 2.15, Long-term Housing Security: Affordable Housing

Project overview

- Town of Davidson will receive \$1,000,000 that will cover three major areas that include, single family critical home repairs, landlord partnerships and rental subsidies for residents spending over 30% of their income on housing

Performance Measures

Output Measures (Numbers)	Prior Years	Current Year July 2023-June 2024
Number of homes renovated/repaired	0	6
Number of households supported through rental subsidies	0	22

Use of Evidence

NA

Veterans Bridge Home - Housing Sustainability Program

Funding amount: \$1,513,200

Project Expenditure Category: 2.15, Long-term Housing Security: Affordable Housing

Project overview

- Veterans Bridge Home will establish a dedicated housing team to directly address housing needs for veterans and families. The team will provide housing, employment and health access navigation and support to veterans and their families on the path of stability.

Performance Measures

Output Measures (Numbers)	Prior Years	Current Year July 2023- June 2024
Number of veterans identified with housing instability	477	1440
Number of veterans served with flex funding	28	249
Average dollar value of flex funding provided per veteran	\$3,125	\$2,823
Number of veteran housing interventions paid for with flex funding	52	491
Number of veteran housing clients that are connected to employment resources	63	231

Use of Evidence

With regards to housing instability & homelessness: veterans with a history of homeless attempted suicide at a rate 5 times more than veterans without a history of homeless (<https://pubmed.ncbi.nlm.nih.gov/30963703/>) Upstream suicide prevention and health promotion through screening, temporary financial assistance, resource connection, and community engagement are the goals of the ARPA program at VBH. Not only is VBH's ARPA program designed to reduce homelessness and the threat of housing instability for SMVF families, but his program contributes to improved wellbeing through SMVF engagement with community providers, connection to a social network, and the completion of a sustainability plan.

Veterans Bridge Home (VBH) is the fiscal agent responsible for disbursing funds in support of an intended goal of 113 Veterans/families per grant year. VBH uses a Best First Use approach. VBH will provide funds to households that would continue to experience housing instability or become literally homeless but for this financial assistance.

LaSalle at Lincoln Heights

Funding amount: \$1,100,000

Project Expenditure Category: 2.15, Long-term Housing Security: Affordable Housing

Project overview

- The NHP Foundation will receive \$1,100,000 in an effort to preserve LaSalle at Lincoln Heights - Affordable Senior Housing to ensure residents can age in place safe and comfortably.

Performance Measures

Output Measures (Numbers)	Prior Years	Current Year July 2023-June 2024
Number of critical repairs completed	0	34

Use of Evidence

NA

Second Chance Homeless to Housing

Funding amount: \$1,1250,000

Project Expenditure Category: 2.15, Long-term Housing Security: Affordable Housing

Project overview

- Freedom Fighting Missionaries will receive funds to construct Missionary Grove Townhomes to provide permanent affordable housing.

Performance Measures

Output Measures (Numbers)	Prior Years	Current Year July 2023-June 2024
Number of affordable housing units (townhouses) constructed in partnership with Grove Presbyterian Church (The Grove Missionary Project)	0	In Progress
Number of households at 30-50% or below Area Median Income	0	In Progress

Use of Evidence

NA

Hope Springs Infrastructure

Funding amount: \$1,737,249

Project Expenditure Category: 2.15, Long-term Housing Security: Affordable Housing

Project overview

- Habitat for Humanity Charlotte Region will receive funds to complete Hope Springs development located near Brookshire Blvd to create 29 single family detached units for affordable homeownership through a partnership with Greater Bethel AME Church.

Performance Measures

Output Measures (Numbers)	Prior Years	Current Year July 2023-June 2024
Number of individuals served	0	0
Number of homeowners served	0	0
Number of children served	0	0
Number of new affordable housing units built	0	In Progress

Outcome Measures (Percentages)	Prior Years	Current Year July 2023-June 2024
Percentage of buyers with income between 30-50% AMI	0	0
Percentage of buyers with income between 51-80% AMI	0	0
Percentage of homebuyers to complete financial counseling	0	0
Percentage of homebuyers that are part of underrepresented populations (Black, Hispanic, and first-generation immigrants)	0	0

Use of Evidence

NA

Multisector Response Network for Humanitarian Relief

Funding amount: \$2,000,000

Project Expenditure Category: 2.16, Long-term Housing Security: Services for Unhoused Persons

Project overview

- Coalition Latin Americana will receive funds to increase their capacity and coordination of services and resources to help the influx of immigrant population.

Performance Measures

Output Measures (Numbers)	Prior Years	Current Year July 2023-June 2024
Number of immigrants screened for service	2,045	14,819
Number of immigrants provided basic health screens	977	8,123
Number of immigrants provided necessary goods (clothing, toiletries)	2,021	11,945
Number of immigrants provided employment assistance	212	1,259
Number of immigrants provided legal assistance	997	6,965

Use of Evidence

NA

Expansion of Center of Hope Shelter

Funding amount: \$3,156,389

Project Expenditure Category: 2.16, Long-term Housing Security: Services for Unhoused Persons

Project overview

- The Salvation Army will receive funds to construct a 4,800 square foot addition to the Center of Hope Shelter. This project will include six enclosed rooms, each with four beds, a multi-purpose room and bathrooms with showers. The enclosed rooms will be occupied year-round and the larger, open room will be used as cold weather overflow room that will accommodate 50 beds nightly from November to March.

Performance Measures

Output Measures (Numbers)	Prior Years	Current Year July 2023-June 2024
Number of individuals experiencing homelessness served by the Center of Hope addition.	0	0
Number of individuals experiencing chronic homelessness served by the Center of Hope addition.	0	0
Number of individuals quarantined in new individual rooms as a result of Covid-19 or other communicable disease.	0	0
Number of times overflow area is opened as a result of extreme weather or Covid-19 or other communicable disease outbreak.	0	0
Number of overflow beds used each time overflow area is opened.	0	0
Total number of beds added to the Center of Hope as a result of the addition.	0	0


Use of Evidence

The first intervention is the establishment of a low or no barrier shelter entry policy for the new wing. The philosophy behind low or no-barrier shelters centers on Harm Reduction which minimizes risks and consequences of certain behaviors, rather than prohibiting the behavior itself. The focus is instead on keeping people experiencing homelessness alive, especially in inclement weather.

It is a well-established Best Practice that has a wealth of literature associated with it. Two of the most prominent are HUD <https://files.hudexchange.info/resources/documents/Emerging-Practices-to-Enhance-Safety-at-Congregate-Shelters-Part-1-Operational-and-Administrative-Rules.pdf> and the National Alliance to Prevent Homelessness https://youtu.be/R71B4RShom8?list=PLd8XvEHwsy8_jxd8HgxA47k0h0aZx3192

The second intervention is the provision of case managed supportive services to assist persons experiencing homelessness access needed programs and services to help them achieve housing stability and independence. Again, this is a well-established Best Practice and two sources are SAMHSA

[https://www.samhsa.gov/homelessness-programs-resources/hpr-resources/case-management#:~:text=Case%20managers%20identify%20households%20of,social%20and%20Mecklenburg County 2024 Recovery Plan Performance Report](https://www.samhsa.gov/homelessness-programs-resources/hpr-resources/case-management#:~:text=Case%20managers%20identify%20households%20of,social%20and%20Mecklenburg%20County%202024%20Recovery%20Plan%20Performance%20Report)



professional%20support%20systems. and HUD
https://files.hudexchange.info/resources/documents/HPRP_CaseManagement.pdf

Vendor Housing Expansion

Funding amount: \$2,237,872

Project Expenditure Category: 2.16, Long-term Housing Security: Services for Unhoused Persons

Project overview

- Criminal Justice Services will expand its current vendor housing program for justice involved youth by 10 additional homes. .

Performance Measures

Output Measures (Numbers)	Prior Years	Current Year July 2023- June 2024
Number of individuals served	74	228
Number of duplicated individuals served	3	4
Number of housing days saved from homelessness	5142	12,113
Number of eligible applications for housing assistance	77	228
Number of applications for housing benefits	5	246
Number of approved applications for housing benefits	0	228

Use of Evidence

NA

Coordinated Entry Expansion

Funding amount: \$1,610,207

Project Expenditure Category: 3.2, Public Sector Workforce: Rehiring Public Sector Staff

Project overview

- Community Support Services will expand their Coordinated Entry Program, which provides housing resources to homeless domestic violence victims.

Performance Measures

Output Measures (Numbers)	Prior Years	Current Year July 2023-June 2024
Number of individuals served	141	1,565

Use of Evidence

NA

Land Acquisition

Funding amount: \$1,000,000

Project Expenditure Category: 6.1, Revenue Replacement

Project overview

- Habitat is purchasing land to build 16 new affordable homes. Land will be purchased at approximately \$62,500 per lot (typically \$28K) in the first two years of the grant cycle, with development, construction, and title transfer to the low- to moderate-income buyer occurring prior to 2027.
- www.habitatcltregion.org

Performance Measures

Output Measures (Numbers)	Prior Years	Current Year July 2023-June 2024
Number of unduplicated individuals served by Mecklenburg County ARPA Grant	0	14
Number of buildable lots purchased to yield future affordable homeownership opportunities.	20	4
Number of homeowners	0	4
Number of children	0	6
Number of homebuyers that complete financial counseling and homeownership education classes	0	4
Number of homebuyers with income between 30%-50% Area Median Income	0	1
Number of homebuyers with income between 51%-80% Area Median Income	0	3
*Average cost of lots purchased	\$64,349.76	\$41,666

Use of Evidence

NA

Revitalization Plan

Funding amount: \$3,250,000

Project Expenditure Category: 6.1, Revenue Replacement

Project overview

- Funding to prevent displacement and gentrification of the Smithville community in Cornelius.

Lakeview Apartments

Funding amount: \$1,600,000

Project Expenditure Category: 6.1, Revenue Replacement

Project overview

- Urban Trends Real Estate will create 36 affordable housing units in the Lakeview Neighborhood.

Performance Measures

Output Measures (Numbers)	Prior Years	Current Year July 2023-June 2024
Number of affordable housing units built	0	0
Number of families served with housing at 30% Average Median Income	0	0
Number of families served with housing at 50% Average Median Income	0	0
Number of families served with housing at 80% Average Median Income	0	0
Number of households served	0	0

Use of Evidence

NA

Easter's Home at Caldwell

Funding amount: \$2,500,000

Project Expenditure Category: 6.1, Revenue Replacement

Project overview

- Charlotte Rescue Mission is requesting \$6,000,000 to build a new facility for its Rebound Men's Program, which serves community members at the intersection of addiction and homelessness. The new facility, expected to be completed in June 2023, will provide 166 beds for men seeking treatment.

Performance Measures

Output Measures (Numbers)	Prior Years	Current Year July 2023- June 2024
Number of Occupied Units	0	0
Number of applicants using Section 8 Subsidies, Veterans housing subsidies, and/or federal, state or local housing assistance subsidies	0	0
Number of disproportionately impacted households served	0	0

Use of Evidence

NA

Johnson Oehler Road

Funding amount: \$2,750,000

Project Expenditure Category: 6.1, Revenue Replacement

Project overview

- Charlotte Rescue Mission is requesting \$6,000,000 to build a new facility for its Rebound Men's Program, which serves community members at the intersection of addiction and homelessness. The new facility, expected to be completed in June 2023, will provide 166 beds for men seeking treatment.

Performance Measures

Output Measures (Numbers)	Prior Years	Current Year July 2023- June 2024
Number of Occupied Units	0	0
Number of applicants using Section 8 Subsidies, Veterans housing subsidies, and/ federal state or local housing assistance subsidies	0	0
Number of new affordable housing units placed in service	0	0

Use of Evidence

NA

Creekridge on the Park

Funding amount: \$5,000,000

Project Expenditure Category: 6.1, Revenue Replacement

Project overview

- Dominion will receive \$5,000,000 for the Creekridge On The Park garden-style apartment to create 150 affordable units as workforce housing.

Performance Measures

Output Measures (Numbers)	Prior Years	Current Year July 2023-June 2024
Number of affordable units constructed	0	0
# Of Voucher Holders in Property	0	0
Number of new local non-profit and other partnerships	0	0

Use of Evidence

NA

Mount Moriah Seniors

Funding amount: \$6,000,000

Project Expenditure Category: 6.1, Revenue Replacement

Project overview

- Laurel Street Residential will receive \$6,000,000 to complete Mount Moriah Senior Apartments to create 70 new affordable housing units through a partnership between Laurel Street and Mount Moriah Missionary Baptist Church in the Town of Matthews.

Performance Measures

Output Measures (Numbers)	Prior Years	Current Year July 2023- June 2024
Number of closed financing sources	0	0
Number of completed construction and ready for lease affordable housing units for seniors	0	0
Number of leased affordable housing units for seniors at or below 80% Area Median Income	0	0
Number of leased affordable housing units for seniors at or below 30% Area Median Income	0	0

Use of Evidence

NA

Behavioral Health & Health Equity

Better Vision to Learn

Funding amount: \$1,517,136

Project Expenditure Category: 2.25 Addressing Educational Disparities: Aid to High Poverty Districts

Project overview

- Vision to Learn provides students in CMS with access to free vision care. The program will offer free, on-site vision screenings, eye exams, and glasses on site at selected schools.
 - Goal is to provide 6,600 eye exams (per year) and provide 5,280 children with glasses (per year)
 - Program currently employs 4 optometrists, a program manager, and a program coordinator
- <https://visiontolearn.org>

Performance Measures

Output Measures (Numbers)	Prior Years	Current Year July 2023 – June 2024
Number of unduplicated children provided with eye exams	6859	4933
Number of unduplicated children provided with glasses	6286	4631

Use of Evidence

Vision To Learn provides free access to eye screenings, exams and glasses to school-aged children. In 2015, UCLA released a peer-reviewed evaluation on a three-year study with a sample of about 1500 (1494) students. Researchers analyzed students two years prior to receiving VTL's glasses intervention and one-year after wearing them. The results were staggering, demonstrating increases in student math and reading scores. Additionally, teachers reported a noticeable increase in classroom engagement amongst those students. To further illustrate impact, a recent study by Johns Hopkins (2021) demonstrates dramatic learning gains amongst school-aged children receiving VTL's glasses intervention. Research based on the largest controlled study in the U.S., as more than 7,000 students from over 100 schools in Baltimore were included. Students displaying the greatest gains, equal to four to six months of learning, are those often identified as challenging to help, and are typically students that fall in the bottom quarter of their class, academically, and those with learning differences and disabilities. These studies effectively illustrate VTL's ability to close academic achievement gaps amongst school-aged children, and expand health equity through increased access to care.


Maternal and Child Health Journal

Parent, Teacher, and Student Perspectives on How Corrective Lenses Improve Child Wellbeing and School Function

Rebecca N. Dudovitz, Nilufar Izadpanah, Paul J. Chung & Wendelin Slusser

JAMA Ophthalmology

Mecklenburg County 2024 Recovery Plan Performance Report



Effect of a Randomized Interventional School-Based Vision Program on Academic Performance of Students in Grades 3 to 7 A Cluster Randomized Clinical Trial

Amanda J. Neitzel, PhD; Betsy Wolf, PhD; Xinxing Guo, MD, PhD; Ahmed F. Shakarchi, MBBS, MPH; Nancy A. Madden, PhD; Michael X. Repka, MD, MBA; David S. Friedman, MD, PhD, MPH; Megan E. Collins, MD, MPH

PREVENTING CHRONIC DISEASE

Addressing Racial and Ethnic Disparities in COVID-19 Among School-Aged Children: Are We Doing Enough?

Arica White, PhD, MPH¹; Leandris C. Liburd, PhD²; Fátima Coronado, MD, MPH³

JAMA Ophthalmology

Progression of Myopia in School-Aged Children After COVID-19 Home Confinement

Jiaxing Wang, MD, PhD; Ying Li, MD, PhD; David C. Musch, PhD, MPH; Nanwei, MD; Xiaoli Qi, MD; Gang Ding, MD; Xue Li, MD; Jing Li, MD; Linlin Song, MD; Ying Zhang, MD; Yuxian Ning, MD; Xiaoyu Zeng, MD; Ning Hua, MD; Shuo Li, MD, PhD; Xuehan Qian, MD, PhD

MDPI Applied Sciences

Current Challenges Supporting School-Aged Children with Vision Problems: A Rapid Review

Qasim Ali, Ilona Heldal, Carsten G. Helgesen, Gunta Krūmina, Cristina Costescu, Attila Kovari, Jozsef Katona and Serge Thill

Camino Contigo

Funding amount: \$2,511,360

Project Expenditure Category: 2.19 Social Determinants of Health: Community Health Workers of Benefits Navigators

Project overview

- Camino aims to expand its Camino Contigo Program (Behavioral Health Services that offer individual counseling, play therapy, and peer support services) to address unmet needs in the County, specifically in the Latino immigrant community, by staffing bilingual professionals to treat substance use disorders and other mental health needs.
- www.caminohealthcenter.com

Performance Measures

Output Measures (Numbers)	Prior Years	Current Year July 2023 – June 2024
Number of unduplicated individuals served by Mecklenburg County ARPA Grant	2261	5751
Number of unduplicated individuals receiving Therapy	84	555
Number of unduplicated individuals receiving Social Navigation Services	690	997
Number of patients screened for behavioral health needs	1146	3320
Number Depression Anxiety Stress Scales (DASS) administered	146	175
Number of unduplicated individuals receiving employment preparation and employment placement services	542	897

Use of Evidence

Collaborative Care Model - Proven Effective

A recent systematic review found strong evidence that collaborative care is effective for improving depression outcomes in racial ethnic minority populations. The Collaborative Care Model differs from other attempts to integrate behavioral health services because of the replicated evidence supporting its outcomes, its steady reliance on consistent principles of chronic care delivery, and attention to accountability and quality improvement (QI). Over time, expert consensus has identified five essential elements of the Collaborative Care Model.

- Patient-Centered Team Care
- Population-Based Care
- Measurement-Based Treatment to Target
- Evidence-Based Care
- Accountable Care



www.psychiatry.org/psychiatrists/practice/professional-interests/integrated-care/learn

Peer Supports Services - Proven Effective

Guiding Values for Peer Support in North Carolina

Guiding Values for Peer Support in North Carolina | NC Peer Support Specialist Certification Program (unc.edu)

Expansion of Nurse Family Partnership

Funding amount: \$2,632,646

Project Expenditure Category: 2.19 Social Determinants of Health: Community Health Workers of Benefits Navigators

Project overview

- Nurse- Family Partnership (NFP) program is an evidence-based, pre and postnatal nurse home visitation program, targeting low-income, expectant mothers who are at greater risk of having poor pregnancy outcomes. Once paired with a nurse, participants receive intensive engagement from pregnancy until the child's second birthday; Nurses will complete 64 weekly or bi-weekly visits over a 30+ month period.
- www.careringinc.org

Performance Measures


Output Measures (Numbers)	Prior Years	Current Year July 2023 – June 2024
Number of moms enrolled in ARPA-funded Nurse-Family Partnership and completing 1+ home visits	98	194
Number of home visits (in-person or virtual) provided by ARPA-funded Care Ring Nurse-Family Partnership nurses	773	2,138
Number of babies born during measurement period to mothers enrolled in ARPA-funded Nurse-Family Partnership	38	99
Number ARPA-funded Nurse-Family Partnership clients with at least 1 post-partum visit during the measurement year	42	91
Number of ASQ-3 screenings completed for ARPA-funded Nurse-Family Partnership clients	10	135
Number of DANCE assessments completed for ARPA-funded Nurse-Family Partnership clients	5	57

Use of Evidence

Nurse-Family Partnership (NFP) is an evidence-based, pre- and postnatal nurse home visitation program, targeting low-income, expectant mothers who are at greater risk of having poor pregnancy outcomes, who are predominantly women of color. Pairing a family with a registered nurse, they receive intensive engagement from pregnancy until the child's second birthday. This home visitation model provides education, screening, support and referrals. Goals include improving (1) pregnancy outcomes, (2) child health and development and (3) the economic self-sufficiency of the family. The model has been implemented in 100s of sites across the country and has almost 40 years of evidence from randomized-controlled trials. See this link for peer reviewed research on NFP model effectiveness.

<https://www.nursefamilypartnership.org/about/proven-results/published-research/>

The Coalition for Evidence-Based Policy has recognized NFP as meeting the highest standards of evidence for effectiveness and return on investment. Additionally, HHS has completed a review of Home Visiting Evidence of Effectiveness (HomVEE) to provide a transparent assessment of the quality of research evidence for a variety of home visitation models. HHS finds that NFP meets all



criteria for designation as an “evidence-based early childhood home visiting service delivery model,” with details provided here:

<https://homvee.acf.hhs.gov/effectiveness/Nurse-Family%20Partnership%20%28NFP%29%C2%AE/In%20Brief>

Food For All

Funding amount: \$3,979,540

Project Expenditure Category: 2.1 Household Assistance: Food Programs

Project overview

- Loaves & Fishes/Friendship Trays is expanding its current grocery home delivery service by introducing a free Instacart platform. The program will also:
 - Increasing operations from 3 days a week to 7 days a week.
 - Increase the number of individuals served through grocery and meal home deliveries
- <https://loavesandfishes.org/home/>

Performance Measures

Output Measures (Numbers)	Prior Years	Current Year July 2023 – June 2024
Number of unduplicated clients who receive food through grocery home delivery from Loaves & Fishes/Friendship Trays	23,447	25,627
Number of pounds of fresh produce distributed	103,934.11	127,973
Number of unduplicated clients served in priority area zip codes (28205, 28206, 28208, 28212, 28216, 28217)	11,685	12,015
Number of unduplicated clients served from underrepresented populations (Black and Latinx)	18,638	20,164
Number of unduplicated clients served by home delivered meals	6,268	5,915

Use of Evidence

The Grocery Home Delivery Program was created during the pandemic to continue to feed food insecure residents that tested positive for COVID, since pantries were temporarily closed due to many volunteers falling into the high-risk group. The program was later expanded to three operating days to serve residents who could not pick up from one of our pantries, usually due to a transportation barrier. In March 2022, the program evolved once again to offer client choice through an Instacart-like online grocery website where clients can choose the foods they would like delivered to their door.

The purpose of this quantitative study is to describe the relationship between receiving a grocery home delivery and food, nutritional, and financial security using a summative evaluation approach. To do so, we will use a quasi-experimental or non-randomized evaluation design. Using non-probability convenience sampling to collect quantitative data, the study will have sufficient statistical power. Evaluation will start at the end of the 3-year grant period and be completed by mid-fourth year.

Key research questions being evaluated include:

1. Does the program have an effect on client food security in a 12-month period after receiving 1 delivery?
2. Does the program have an effect on client nutritional security in a 12-month period after receiving 1 delivery?
3. Does the program have an effect on client financial security in a 12-month period after receiving 1 delivery?

HOPE Community Clinic

Funding amount: \$3,282,207

Project Expenditure Category: 2.21 Medical Facilities for Disproportionately impacted Communities

Project overview

- Project 658, a clinic that offers medical and counseling services, is requesting is upfitting a new, larger clinic space in the summer of 2022 that will meet the increasing demand for medical and behavioral health care.
 - Funding will also provide for additional interpreters/interpretive services, and additional medical and behavioral health staff, as well as program money for transportation and training materials, necessary to meet the medical and mental health needs of the community.
- www.hopeeastclt.com


Performance Measures

Output Measures (Numbers)	Prior Years	Current Year July 2023 – June 2024
Number of uninsured women received a mammogram screening	69	101
Number of behavioral health appointments provided to uninsured/underinsured	4517	4634
Number of uninsured individuals provided access for free flu vaccines	373	390
Number of uninsured children that receive free school health assessments	181	333
Number of individuals that receive Social Determinants of Health (SDOH) screening	738	1147
Number of individuals that receive pro bono psychiatric services	216	411

Use of Evidence

FIT Model: Feedback-informed treatment (FIT) is an evidence-based practice recognized by SAMSHA where clinicians gather real-time input from clients using structured measures to identify what is and is not working in therapy and then adjust to better meet client's needs. FIT aims to incorporate the client's perspective about the therapeutic relationship. FIT has been shown to be effective because clinicians use measures to monitor their performance, it helps to select the most effective treatment methods, and it enhances the therapeutic relationship. The two measures primarily used are the Session Rating Scale (SRS) and the Outcome Rating Scale (ORS). The SRS is a four-item measure of the therapeutic alliance that includes gathering information about how the client feels about the relationship, the goals and topics, the approach to treatment, and an overall rating. The ORS measures the client's perspective of change or improvement (or lack thereof) in relation to where they started. The ORS asks about progress in the following areas: individual, interpersonal, social, and overall. These measures have good reliability and validity and are designed to be used in everyday practice.

EMDR: Eye Movement Desensitization Reprocessing (EMDR) therapy is an evidence-based psychotherapy which has been recognized by the World Health Organization (WHO) as a first-choice treatment for Posttraumatic Stress Disorder (PTSD; WHO, 2013). The new International Society for Traumatic Stress Studies (ISTSS) guidelines (Berliner et al., 2019) rated EMDR as



strongly recommended in the treatment of PTSD in children, adolescents and adults. These recommendations were based on high quality systematic reviews developed through Cochrane database, the National Institute for Health and Care Excellence (NICE) guidelines, and the aforementioned WHO recommendation, as well as on the results of randomized controlled trials. In the last decade, there has been increasing research into the efficacy of EMDR in other psychiatric and somatic disorders with comorbid psychological trauma (Valiente-Gómez et al.). EMDR is based on the Adaptive Information Processing (AIP) model, which posits that much of psychopathology is due to the maladaptive encoding of and/or incomplete processing of traumatic or disturbing adverse life experiences (Hase et al.).

Seeking Safety: Seeking Safety is an evidence-based model, with over 45 published research articles and consistently positive results. It is an integrated practice to serve individuals that have experienced trauma and/or substance use. For all studies, go to www.seekingsafety.org, section Evidence. Studies include pilots, randomized controlled trials, multi- site trials.

TF-CBT: TF-CBT is an evidence-based treatment for children and adolescents impacted by trauma and their parents or caregivers. It is a components-based treatment model that incorporates trauma-sensitive interventions with cognitive behavioral, family, and humanistic principles and techniques. TF-CBT has proved successful with children and adolescents (ages 3 to 18) who have significant emotional problems related to traumatic life events. It can be used with children and adolescents who have experienced a single trauma or multiple traumas in their lives.


Cognitive Processing Therapy (CPT): CPT is an evidenced-based, manualized treatment protocol that has been found effective for the treatment of posttraumatic stress disorder (PTSD) and other corollary symptoms following traumatic events.

Triple P: The Triple P – Positive Parenting Program is one of the most effective evidence-based parenting programs in the world, backed up by more than 35 years of ongoing research. Triple P gives parents simple and practical strategies to help them build strong, healthy relationships, confidently manage their children’s behavior and prevent problems developing. Triple P is used in more 30 countries and has been shown to work across cultures, socio-economic groups and in many different kinds of family structures.

TCT-A: ITCT-A is an evidence-based, multi-modal therapy that integrates treatment principles from the complex trauma literature, attachment theory, the self-trauma model, affect regulation skills development, and components of cognitive behavioral therapy. It involves structured protocols and interventions that are customized to the specific issues of each client, since complex posttraumatic outcomes are notable for their variability across different individuals and different environments.

CBT: Cognitive-behavioural therapy (CBT) is a practical, goal-focused approach that helps children understand the relationship between their thoughts, feelings and behaviours. The aim is to identify the dysfunctional and distorted cognitions associated with their psychological problems and to create more functional and balanced cognitive patterns that create less emotional distress and more helpful behaviours. CBT has strong evidence as an effective intervention for children and adolescents with emotional problems. The benefits for children with physical health and chronic conditions appear promising, although further research is required to substantiate these gains.

DBT: Dialectical behavior therapy (DBT) is a comprehensive, evidence-based treatment for borderline personality disorder (BPD). The patient populations for which DBT has the most empirical support include parasuicidal women with borderline personality disorder (BPD), but there have been promising findings for patients with BPD and substance use disorders (SUDs), persons who meet criteria for binge-eating disorder, and depressed elderly patients. Although



DBT has many similarities with other cognitive-behavioral approaches, several critical and unique elements must be in place for the treatment to constitute DBT. Some of these elements include (a) serving the five functions of treatment, (b) the biosocial theory and focusing on emotions in treatment, (c) a consistent dialectical philosophy, and (d) mindfulness and acceptance-oriented interventions.

Child Centered Play Therapy: CCPT is a developmentally responsive, play-based mental health intervention for young children ages 3 to 10 who are experiencing social, emotional, behavioral and relational disorders. CCPT utilizes play, the natural language of children, and therapeutic relationship to provide a safe, consistent therapeutic environment in which a child can experience full acceptance, empathy, and understanding from the counselor and process inner experiences and feelings through play and symbols.

PCIT: Parent–Child Interaction Therapy (PCIT) is an empirically supported intervention originally developed to treat disruptive behavior problems in children between the ages of 2 and 7 years. Since its creation over 40 years ago, PCIT has been studied internationally with various populations and has been found to be an effective intervention for numerous behavioral and emotional issues.

Practice Self-Regulation: Practice Self-Regulation™ (PS-R) is all about resilience and optimal development. It is a neuroscience-based and trauma-informed program promoting health and well-being in young adults. It is a promising practice based on SAMHSA funded research and it based on empirical data and includes evidence-based interventions.

SPARCS: SPARCS is a manually-guided and empirically-supported group treatment designed to improve the emotional, social, academic, and behavioral functioning of adolescents exposed to chronic interpersonal trauma (such as ongoing physical abuse) and/or separate types of trauma (e.g. community violence, sexual assault). The curriculum was designed to address the needs of adolescents who may still be living with ongoing stress and may be experiencing problems in several areas of functioning including difficulties with affect regulation and impulsivity, self-perception, relationships, somatization, dissociation, numbing and avoidance, and struggles with their own purpose and meaning in life as well as worldviews that make it difficult for them to see a future for themselves. The curriculum has been successfully implemented with at-risk youth in various service systems (e.g. schools, juvenile justice, child-welfare, residential) in over a dozen states.

West Boulevard Food Cooperative

Funding amount: \$250,000

Project Expenditure Category: 2.1 Household Assistance: Food Programs

Project overview

- The Cooperative Food Market will be a full-service, member-owned, equal-opportunity grocery store focused on healthy, local, sustainable, and affordable food options for the West Charlotte community.

Performance Measures

Output Measures (Numbers)	Prior Years	Current Year July 2023- June 2024
West Boulevard Co-operative Food Market construction is on schedule	0	Yes
West Boulevard Co-operative Food Market construction is on budget	0	Yes

Use of Evidence

NA

Sustaining a Healthy Lifestyle

Funding amount: \$593,821

Project Expenditure Category: 2.1 Household Assistance: Food Programs

Project overview

- Ada Jenkins will expand access to food support services by upfitting their current kitchen to provide cooking demonstrations for seniors as well as meal kits and recipes for participants to take home.

Performance Measures

Output Measures (Numbers)	Prior Years	Current Year July 2023-June 2024
Number of seniors (ages 55+) trained	0	20
Number of individuals (children 3rd-8th grade & parents) trained	0	0
Number of meal kits distributed	0	155
Kitchen renovations completed	No	No

Use of Evidence

NA

LMC Childrens Meals on the Go

Funding amount: \$423,294

Project Expenditure Category: 2.1 Household Assistance: Food Programs

Project overview

- LMC Children Services, Inc. will expand their Child Meals On-The-Go Initiative by purchasing a mobile food truck that will provide free meals in high need neighborhoods.

Performance Measures

Output Measures (Numbers)	Prior Years	Current Year July 2023- June 2024
Number of healthy meals cooked	1,415	12,482
Number of healthy meals delivered by mobile food truck	1,407	12,463
Number of youth served ages (1-18 years old)	1,407	12,463
Number of nutrition education cards distributed with meals weekly	635	5,692

Use of Evidence

NA

Heart and Hands Food Pantry Food Security Initiative

Funding amount: \$966,700

Project Expenditure Category: 2.1 Household Assistance: Food Programs

Project overview

- Hearts and Hands Food Pantry will address food insecurity by expanding their food delivery services and fresh food pop ups in food desert communities.

Performance Measures

Output Measures (Numbers)	Prior Years	Current Year July 2023- June 2024
Number of unduplicated clients served by curbside pick-up	1,330	9,355
Number of unduplicated clients served by food delivery service	947	4,536
Number of mobile food pantry sites	4	5
Number of clients served per mobile food pantry	333	931

Use of Evidence

NA

New Mobile Vision Clinic – Vision to Learn

Funding amount: \$708,114

Project Expenditure Category: 2.25, Addressing Educational Disparities: Academic, Social, and Emotional Services

Project overview

- Vision to Learn will expand their free vision exam and prescription glasses program for CMS students by purchasing a new mobile vision clinic vehicle.

Performance Measures

Output Measures (Numbers)	Prior Years	Current Year July 2023-June 2024
Number of eye exams provided	0	0
Number of glass distributed	0	0
Number of referrals for follow-up care	0	0
Purchase Sprinter Van	0	0

Use of Evidence

Vision To Learn provides free access to eye screenings, exams and glasses to school-aged children. In 2015, UCLA released a peer-reviewed evaluation on a three-year study with a sample of about 1500 (1494) students. Researchers analyzed students two years prior to receiving VTL’s glasses intervention and one-year after wearing them. The results were staggering, demonstrating increases in student math and reading scores. Additionally, teachers reported a noticeable increase in classroom engagement amongst those students. To further illustrate impact, a recent study by Johns Hopkins (2021) demonstrates dramatic learning gains amongst school-aged children receiving VTL’s glasses intervention. Research based on the largest controlled study in the U.S., as more than 7,000 students from over 100 schools in Baltimore were included. Students displaying the greatest gains, equal to four to six months of learning, are those often identified as challenging to help, and are typically students that fall in the bottom quarter of their class, academically, and those with learning differences and disabilities. These studies effectively illustrate VTL’s ability to close academic achievement gaps amongst school-aged children, and expand health equity through increased access to care.

Maternal and Child Health Journal

Parent, Teacher, and Student Perspectives on How Corrective Lenses Improve Child Wellbeing and School Function

Rebecca N. Dudovitz, Nilufar Izadpanah, Paul J. Chung & Wendelin Slusser

JAMA Ophthalmolgy

Effect of a Randomized Interventional School-Based Vision Program on Academic Performance of Students in Grades 3 to 7 A Cluster Randomized Clinical Trial

Amanda J. Neitzel, PhD; BetsyWolf, PhD; Xinxing Guo,MD, PhD; Ahmed F. Shakarchi, MBBS, MPH; Nancy A. Madden, PhD; Michael X. Repka, MD, MBA; David S. Friedman, MD, PhD, MPH; Megan E. Collins, MD, MPH



PREVENTING CHRONIC DISEASE

Addressing Racial and Ethnic Disparities in COVID-19 Among School-Aged Children: Are We Doing Enough?

Arica White, PhD, MPH¹; Leandris C. Liburd, PhD²; Fátima Coronado, MD, MPH³

JAMA Ophthalmology

Progression of Myopia in School-Aged Children After COVID-19 Home Confinement

Jiaxing Wang, MD, PhD; Ying Li, MD, PhD; David C. Musch, PhD, MPH; Nanwei, MD; Xiaoli Qi, MD; Gang Ding, MD; Xue Li, MD; Jing Li, MD; Linlin Song, MD; Ying Zhang, MD; Yuxian Ning, MD; Xiaoyu Zeng, MD; Ning Hua, MD; Shuo Li, MD, PhD; Xuehan Qian, MD, PhD

MDPI Applied Sciences

Current Challenges Supporting School-Aged Children with Vision Problems: A Rapid Review

Qasim Ali, Ilona Heldal, Carsten G. Helgesen, Gunta Krumina, Cristina Costescu, Attila Kovari, Jozsef Katona and Serge Thill

Village Heartbeat, Inc.

Funding amount: \$375,170

Project Expenditure Category: 2.19, Social Determinants of Health: Community Health Workers or Benefits Navigators

Project overview

- Village Heartbeat will expand their collaborative initiative which engages Faith Based Organizations to increase access to affordable culturally relevant behavioral health services in Black Communities.

Performance Measures

Output Measures (Numbers)	Prior Years	Current Year July 2023- June 2024
Number of Community Engagement Activities	0	8
Number of Black Healthcare Professionals facilitating community engagement events	0	3
Number of Black Healthcare Professionals (Behavioral Health and other healthcare professionals) recruited for the Collaborative Network (CN)	0	15

Use of Evidence

NA

Promoting Equity in Locally Grown Foods

Funding amount: \$1,219,432

Project Expenditure Category: 2.1 Household Assistance: Food Programs

Project overview

- The Bulb Gallery will address food insecurity by expanding their fresh food boxes program in East and West Charlotte.

Performance Measures

Output Measures (Numbers)	Prior Years	Current Year July 2023- June 2024
Number of neighborhood mobile markets	76	327
Number of market customers served through mobile pop-up markets	2,960	14,083
Number of fresh food boxes distributed through mobile markets	2,404	9,905

Use of Evidence

NA

Community Outreach – Black Birthing Professions

Funding amount: \$374,373

Project Expenditure Category: 2.19, Social Determinants of Health: Community Health Workers or Benefits Navigators

Project overview

- Johnson C. Smith will expand their Black Birthing Professions program that focuses on improving maternal and child health outcomes of families of color by widening access to professional training for individuals of color.

Performance Measures

Output Measures (Numbers)	Prior Years	Current Year July 2023-June 2024
Number of Lactation Specialist enrollees	8	8
Number of Lactation Specialist graduates	7	8
Number of eligible Lactation Specialist graduates that take the International Board of Lactation Consultant Examiners Test	7	8
Number of Birth Doula Certification Program enrollees	13	26
Number of Birth Doula Certification Program graduates	13	26

Use of Evidence

NA

Providing Access to Trans Health (PATH)

Funding amount: \$1,014,423

Project Expenditure Category: 2.19, Social Determinants of Health: Community Health Workers or Benefits Navigators

Project overview

- Charlotte Transgender Healthcare Group will address the needs of transgender and gender diverse individuals by provide free medical and mental health services.

Performance Measures

Output Measures (Numbers)	Prior Years	Current Year July 2023-June 2024
Number of unduplicated individuals served by Mecklenburg County ARPA Grant	3	112
Number of unduplicated individuals of color served	0	48
Number of unduplicated individuals served who are underinsured or uninsured	3	112
Number of unduplicated individuals served case management	3	112
Number of individuals who received individual mental health counseling	3	301
Number of individuals referred to receive medical care	0	77


Use of Evidence

The EBIs selected for the Providing Access to Transgender Health (PATH) Program have been identified as effective with our population of focus and most have been utilized either in individual or group format in prior SAMHSA-funded projects managed by our subcontractor, Duke University's Center for Health Policy & Inequalities Research.

MENTAL HEALTH INTERVENTIONS

Screening, Brief Intervention and Referral to Treatment (SBIRT): SBIRT is an evidence-based methodology for rapidly identifying problematic substance use, providing harm reduction-based substance use education and referral to substance use treatment as needed.¹ SBIRT includes universal screening, which is an important feature for the proposed program, as it offers an opportunity to identify and discuss substance use in a normalized and nonthreatening way with individuals. Through the nonjudgmental screening process, participants may gain insight into potential negative effects of substance use and have information about options to seek assistance when ready. In addition to screening for substance use, SBIRT tools will screen for mental health concerns. This process will provide an opportunity to offer mental health education and initiate assessment for care needs. The case manager will implement SBIRT at intake and include recommendations in the treatment plan.

Motivational Interviewing (MI): MI is utilized to assist individuals to move toward reaching the goals they identify for themselves. It has a core objective of assisting individuals to overcome ambivalence and/or resistance to behavior change and involves five main principles to guide the facilitator including expressing empathy, demonstrating discrepancies between goals and actions, avoiding argumentation, rolling with resistance, and building self-efficacy.² Research has found MI appropriate for use with



individuals across the spectrum of treatment knowledge and readiness and it can be implemented by ancillary treatment team members with appropriate training and supervision as well as by treatment counselors. MI has been found to be effective among a variety of populations including young adults and African Americans.³⁻⁵ Duke has successfully employed MI in previous SAMHSA funded programs as it best suits the needs of a client population who can often be in precontemplation and contemplation stages of change. MI will be implemented by the program counselors and the case managers.

Seeking Safety: Seeking Safety is a “present focused,” EBP that can be conducted in a group or individual format to help people attain safety from trauma and/or substance use. “It has been described as a safe model as it directly addresses both trauma and addiction but without requiring clients to delve into the trauma narrative.”⁶ Seeking Safety has 25 modules that provide education and skills building regarding substance use and trauma/mental health coping and recovery.⁶ The model offers practical skills to increase quality of life and reduce risk behavior and has shown positive outcomes among a variety of populations including homeless individuals, different race/ethnicities and gender identities and individuals with dual diagnoses.⁷

Cognitive Behavior Therapy (CBT): To augment MI, the counselors will offer CBT in their individual sessions as appropriate and will teach CBT principles and skills in group sessions. CBT provides education around automatic thoughts, beliefs, and emotions, and helps enhance skills for coping with triggers and other stressors to prevent relapse.⁸ CBT has been well-established as an evidence based treatment approach and is well suited for individual therapy with young adults and LGBTQ+ populations.^{9, 10}

Acceptance and Commitment Therapy (ACT): ACT has emerged as a treatment modality with strong evidence base in attenuating psychiatric symptoms, including depression and anxiety, and chronic pain in a variety of populations including LGBTQ+ adults. ACT promotes psychological flexibility, which is defined as “the ability to contact the present moment more fully with acceptance and mindfulness as a conscious human being.” Through six core processes, ACT builds skills to achieve and maintain enhanced mental well-being.^{11, 12}

Dialectical Behavior Therapy (DBT): DBT is a comprehensive evidence-based treatment that can be used to treat Borderline Personality Disorder, which is more common among populations with trauma histories such as LGBTQ+ individuals.¹³ DBT has also shown some effectiveness in treating other mental disorders including depression and anxiety.¹⁴⁻¹⁷ It includes education and skills building in critical areas including mindfulness, distress tolerance, and emotional regulation. DBT skills group and individual DBT therapy will be provided for PATH participants.

Trauma Treatments:

Cognitive Processing Therapy (CPT) assists individuals to develop skills to challenge and modify unhelpful beliefs related to the trauma, thus creating “a new understanding and conceptualization of the traumatic event so that it reduces its ongoing negative effects on current life.”^{18, 19} CPT will be used in both individual and group format in PATH.

Eye Movement Desensitization and Reprocessing (EMDR) “focuses on reprocessing the dysfunctionally stored memories of the traumatic experience, enabling the client to progress through appropriate stages of affect and insight to reach an adaptive resolution regarding critical issues such as personal responsibility, safety in the present, and the availability of choices in the future.”²⁰ EMDR will be provided through contracted therapists with credentialing in this area.

Attachment-Based Family Therapy (ABFT) is a type of evidence-based family therapy in which the provider aims to help the parent and child to “repair ruptures in their relationship and work to develop or rebuild an emotionally secure relationship.”^{21, 22} The treatment works to build alliance in the family while also promoting autonomy for the child/young adult. The authors of this therapy have adapted it to meet the specialized needs of diverse families and have found empirical support for this adapted

version of ABFT in suicidal youth and young adults where family support regarding gender identity has been tenuous.²³

MEDICAL INTERVENTIONS

The EBI for medical gender-affirming care is specifically focused on hormone therapy for transgender and gender diverse individuals as based on the WPATH Standards of Care, Version 8,²⁴ Endocrine Society Clinical Practice Guidelines,²⁵ and UCSF Center of Excellence Guidelines for Gender-Affirming Care.²⁶

References:

1. Substance Abuse and Mental Health Services Administration. *Screening, Brief Intervention and Referral to Treatment (SBIRT) in Behavioral Healthcare*. 2011.
2. [Goodtherapy.org](http://www.goodtherapy.org). Motivation Enhancement Therapy. <http://www.goodtherapy.org/learn-about-therapy/types/motivational-enhancement-therapy>. Published 2016. Accessed April, 2017.
3. Rubak S, Sandbaek A, Luitzen T, Christensen B. Motivational interviewing: a systematic review and meta-analysis. *British Journal of General Practice*. 2005; 55(513):305-312.
4. Miller W, Rose G. Toward a theory of motivational interviewing. *American Psychologist*. 2010;64(6):527-537.
5. Lundahl B, Burke B. The effectiveness and applicability of motivational interviewing: a practice-friendly review of four meta-analyses. *Journal of Clinical Psychology*. 2009;65(1232-1245).
6. Treatment Innovations. About Seeking Safety. <http://www.treatment-innovations.org/ss-description.html>. Published 2016. Accessed April, 2021.
7. Lenz A, Henesy R, Callendar K. Effectiveness of Seeking Safety for Co-Occurring Posttraumatic Stress Disorder and Substance Use. *Journal of American Counselor*. 2016;94:51-59.
8. Siqueland L, Crits-Christoph P. Current developments in psychosocial treatments of alcohol and substance abuse. *Current Psychiatry Reports*. 1999;1:179-184.
9. Kalichman S, Cherry C, Browne-Sperling F. Effectiveness of a video-based motivational skills-building HIV risk reduction intervention for inner-city African American men. *Journal of Consulting and Clinical Psychology*. 1999;67(959-966).
10. Baker A, Boggs T, Lewin T. Randomized controlled trial of brief cognitive-behavioral interventions among regular users of amphetamine. *Addictions*. 2001;96:1279-1287.
11. Zhang C, Leeming E, Smith S, Chung P, Hagger M, Hayes S. 2018. Acceptance and Commitment Therapy for health behavior change: A contextually-driven approach. *Frontiers in Psychology*. 11. <https://doi.org/10.3389/fpsyg.2017.02350>
12. Gloster A, Walder N, Levin M, Twohig M, Karekla M. The empirical status of acceptance and commitment therapy: A review of meta-analyses. *Journal of Contextual Behavioral Science*. 2020;18:181-192.
13. Chapman A. Dialectical Behavior Therapy. *Psychiatry*. 2006;3(9):62-68.
14. Malivoire B. Exploring DBT skills training as a treatment avenue for generalized anxiety disorder. *Clinical Psychology: Science and Practice*. 2020;27(4).
15. Lothes J, Kirk D, St. John J. The effects of a DBT informed partial hospital program on: depression, anxiety, hopelessness, and degree of suffering. *Psychology and Psychotherapy*. 2014;4(3).
16. Cook N, Gorraiz M. Dialectical behavior therapy for nonsuicidal self-injury and depression among adolescents: preliminary meta-analytic evidence. *Child and Adolescent Mental Health*. 2015;21(2):81-89.
17. Feldman G, Harley R, Kerrigan M, Jacobo M, Favo M. Change in emotional processing during a dialectical behavior therapy-based skills group for major depressive disorder. *Behavioral Research and Therapy*. 2009;47(4):316-321.
18. American Psychological Association. Cognitive Processing Therapy. Mecklenburg County 2024 Recovery Plan Performance Report



<https://www.apa.org/ptsd-guideline/treatments/cognitive-processing-therapy>. Published 2017. Accessed January, 2022.

19. Chard K, Ricksecker E, Healy E, Bradley E, Resick P. Dissemination and experience with cognitive processing therapy. *Journal of Rehabilitation Research and Development*. 2012;49(5):667-678.

20. Shapiro F. The Role of Eye Movement Desensitization and Reprocessing (EMDR) Therapy in Medicine: Addressing the Psychological and Physical Symptoms Stemming from Adverse Life Experiences. *Permanente Journal*. 2014;18(1):71-77.

21. Diamond G, Russon J, Levy S. Attachment-Based Family Therapy: A Review of the Empirical Support. *Family Process*. 2016;55(3):595-610.

22. Good Therapy. Attachment-Based Family Therapy (ABFT). 2018.

<https://www.goodtherapy.org/learn-about-therapy/types/attachment-based-family-therapy>

Charlotte Community Health Clinic

Funding amount: \$3,810,415

Project Expenditure Category: 2.21 Medical Facilities for Disproportionately Impacted Communities

Project overview

- Charlotte Community Health Clinic will expand access to health care by opening three new satellite clinics in East Charlotte through partnerships with the Steve Smith Foundation, Thompson Child and Family, and OurBridge for kids. Charlotte Community Health Clinic will also install a dental lab and onsite pharmacy at their Medical Plaza Drive location.

Performance Measures

Output Measures (Numbers)	Prior Years	Current Year July 2023-June 2024
Number of patients served by Charlotte Community Health Clinic (CCHC) providers for primary care	3,297	8,285

Use of Evidence

NA

Access to Bilingual Dental Care

Funding amount: \$4,683,215

Project Expenditure Category: 2.21 Medical Facilities for Disproportionately Impacted Communities

Project overview

- Camino Community Development Corporation will launch a new dental program to address the needs of Charlotte's Latino population. Funds will go toward renovations of their current location as well as purchasing a new mobile dental clinic.

Performance Measures

Output Measures (Numbers)	Prior Years	Current Year July 2023- June 2024
Number of individuals who receive dental services	0	0
Total number of dental appointments at mobile dental unit	0	0
Number of individuals who receive preventative oral health education at community outreach events	0	275
Mobile Dental Unit Purchase	0	In Progress
Number of active dental chairs installed at 208 Stetson	0	In Progress

Use of Evidence

NA

Mecklenburg County Pediatric Dental Clinic

Funding amount: \$1,453,904

Project Expenditure Category: 2.21 Medical Facilities for Disproportionately Impacted Communities

Project overview

- Public Health will purchase a van to provide a range of dental treatments to kids who have little to no access to dental care, including preventative care, minimally invasive treatment, health education.

Performance Measures

Output Measures (Numbers)	Prior Years	Current Year July 2023- June 2024
Increase the number of elementary school age students screened who are referred to a dentist from 4.5% who see a dentist to 15%	0	0
Increase number of eight year olds who get sealants on their first molars and six and seven year olds who get sealants on their primary molars	0	0
Decrease the number of kindergartners (K-5) with tooth decay from 11.3% to 8.3%	0	0

Use of Evidence

NA

Food Insecurity

Funding amount: \$989,000

Project Expenditure Category: 2.1 Household Assistance: Food Programs Communities

Project overview

- The Department of Social Services will receive \$989,000 to continue funding the culturally sensitive meal program. The program provides meals to seniors 60 years and older while recognizing and respecting differences in culture, race, ethnicity, religion, and socioeconomic characteristics.

Performance Measures

Output Measures (Numbers)	Prior Years	Current Year July 2023- June 2024
Number of meals served	0	85,540
Number of seniors served	0	709

Use of Evidence

NA

EMS – Logistics to EMT

Funding amount: \$547,076

Project Expenditure Category: 2.10 Assistance to Unemployed or Underemployed Workers

Project overview

- Mecklenburg County EMS will expand their Logistics to EMT (Career Pathways) program with provides high school students with agency paid EMT training.

Performance Measures

Output Measures (Numbers)	Prior Years	Current Year July 2023- June 2024
Increase in OST-EMT recruitment	0	42.16%
OST-EMT release	0	15
OST-EMT-Paramedic release	0	0

Use of Evidence

NA

Care Ring – The Bridge

Funding amount: \$359,180

Project Expenditure Category: 2.19, Social Determinants of Health: Community Health Workers or Benefits Navigators

Project overview

- Care Ring will link resources to underserved neighborhoods and populations. This is a community-embedded approach to increasing health care access - one that centers trust, relationship-building, resource-sharing and collective effort. The Bridge is a partnership bringing health care access to communities via a mobile unit.

Performance Measures

Output Measures (Numbers)	Current Year July 2023- June 2024
Number of unduplicated clients receiving at least one service through The Bridge mobile unit	352
Number of duplicated clients receiving at least one service through The Bridge mobile unit	249
Number of mobile unit encounters completed	1265
Number of referrals to Primary Care	63
Number of referrals to community mental health resources	62

Use of Evidence

NA

Safe Alliance

Funding amount: \$200,500

Project Expenditure Category: 1.12, Mental Health Services

Project overview

- Safe Alliance will expand their existing resources to support survivors of Domestic Violence and Sexual Assault in the immediate aftermath of trauma.

Performance Measures

Output Measures (Numbers)	Current Year July 2023- June 2024
Number of domestic violence and sexual assault clients served by ARPA-funded Senior Advocate at the Lake Norman Office	43
Number of counseling sessions conducted by ARPA-funded Clinician at the Lake Norman Office Note: ARPA allocation covers 10% of Clinician's salary	117
Number of Safety Plans completed by ARPA-funded Senior Advocate with domestic violence and sexual assault clients at Lake Norman Office	172
Number of interactions the ARPA funded Senior Advocate has with law enforcement officials to support domestic violence and sexual assault survivors	20

Use of Evidence

NA

Behavioral Health for Incarcerated Women

Funding amount: \$380,842

Project Expenditure Category: 1.12, Mental Health Services

Project overview

- The Center for Community Transitions is expanding behavioral health services for currently incarcerated women serving the final 1-3 years of their state prison sentence at the applicant's residential, work release dorm.
 - The expansion includes hiring additional staff to increase individual therapy sessions, group counseling, and trauma/substance abuse programming for residents living at the work release dorm.
- www.centerforcommunitytransitions.org

Performance Measures

Output Measures (Numbers)	Prior Years	Current Year July 2023-June 2024
# accountability book entries per resident	1	1
# community volunteer (CV) interactions, onsite family visits or home leaves per resident	30	300
# behavioral health intake surveys completed	22	12
# group counseling sessions	553	80

Use of Evidence

NA

Behavioral Health Services

Funding amount: \$388,886

Project Expenditure Category: 1.12, Mental Health Services

Project overview

- Teen Health Connection will make capital improvements to their existing office space for the expansion of therapy services, including the conversion of teen prevention programming areas (workstations, meeting areas, and group discussion spaces) into 5 therapy offices.
- During the renovation, the program will also start to recruit for five new behavioral health therapists (recruitment and onboarding expected to take up to 12 months) to build out its outpatient therapy team, though these positions are not funded in this request; patient building is expected to offset these costs.
- www.teenhealthconnection.net

Performance Measures

Output Measures (Numbers)	Prior Years	Current Year July 2023-June 2024
Number of unduplicated individuals served by Mecklenburg County ARPA Grant	216	1,801
Number of new behavioral health treatment rooms built on site at Teen Health Connection	5	0
Number of new therapists hired and seeing patients by June 2024	5	0
Increase in outpatient behavioral health patient volume (total number of visits) attributable to the five new therapists supported through the ARPA grant	538	3,935

Use of Evidence

Teen Health Connection's goal is to increase their capacity to deliver a higher volume of care and make therapeutic services more accessible to local teens through the expansion of our existing behavioral health team. The proposed expansion of treatment rooms dedicated to outpatient therapy will increase the capacity to apply evidence-based treatments such as Trauma-Focused Cognitive Behavioral Therapy (TF-CBT) and EMDR, however these methods of treatment are delivered based on patient need and eligibility and are not directly funded by the project.

CHAT Collaborative

Funding amount: \$914,380

Project Expenditure Category: 1.12, Mental Health Services

Project overview

- Pats Place will expand the CHAT Collaborative, which was established in 2019 to foster communication between mental health providers and Pat’s Place to monitor children’s participation and progress in therapy.
 - Pat’s Place staff will provide clinical supervision and advanced clinical training (at no cost) to grow ~ 275 therapists’ skills and capacity to provide effective treatment. Additionally, staff will recruit new, culturally appropriate providers to facilitate “good-fit” connections with geographically suitable providers.
- www.patsplacecac.org

Performance Measures

Output Measures (Numbers)	Prior Years	Current Year July 2023-June 2024
Number of children served by Mecklenburg County ARPA Grant.	733	546
Number of caregivers served by Mecklenburg County ARPA Grant.	641	543
Number of direct referrals to culturally appropriate, good fit, trauma-trained children’s mental health providers.	406	258
Number of consultations and referral suggestions provided to community partners and members of the general public via the Collaborative.	283	272
Number of new Collaborative treatment providers who commit to providing evidence-based therapy via this project.	37	9

Use of Evidence


Pat’s Place Child Advocacy Center connects children and their caregivers to a wide network of vetted, children’s mental health providers. CHAT Collaborative Network therapists have completed a minimum of 40 contact hours CEUs in accordance with the provider’s mental health licensing requirements for one or more of the six-evidence-based, treatment modalities recognized by the **California Evidence-Based Clearinghouse (CEBC)** which evaluates trauma treatment modalities for client-level interventions for children and adolescents.

CHAT Collaborative network providers must furnish documentation that they have completed an approved learning collaborative/training before clients are referred. The CEBC recognizes the following treatment modalities as evidence based:

Trauma-Focused Cognitive-Behavioral Therapy (TF-CBT) CEBC » Program › Trauma Focused Cognitive Behavioral Therapy (cebc4cw.org)

Eye Movement Desensitization and Reprocessing (EMDR) CEBC » Program › Eye Movement Desensitization And Reprocessing (cebc4cw.org)

Parent-Child Interaction Therapy (PCIT) CEBC » Program › Parent Child Interaction Therapy
Mecklenburg County 2024 Recovery Plan Performance Report



(cebc4cw.org)

Child-Parent Psychotherapy (CPP) CEBC » Program › Child Parent Psychotherapy (cebc4cw.org)

Child and Family Traumatic Stress Intervention (CFTSI) CEBC » Program › Child And Family Traumatic Stress Intervention Cftsi (cebc4cw.org)

Alternatives for Families: A Cognitive-Behavioral Therapy (AF-CBT) CEBC » Program › Alternatives For Families A Cognitive Behavioral Therapy (cebc4cw.org)

Counseling Center

Funding amount: \$1,160,000

Project Expenditure Category: 1.12, Mental Health Services

Project overview

- Mental Health America is renovating unused space at its office to serve as a counseling center to offer short-term mental health counseling for underserved individuals ages 8+.
 - Program will also offer college students (in counseling programs) stipends if they complete their required clinical supervision at the facility.
 - Program builds upon work that is already provided through Meck Hope.
- www.mhacentralcarolinas.org


Performance Measures

Output Measures (Numbers)	Prior Years	Current Year July 2023-June 2024
Number of unduplicated people of color served	55	
Number of unduplicated clients served who are uninsured	33	31
Number of unduplicated clients served who are underinsured	12	17
Number of unduplicated clients referred to its short-term counseling program other organizations	33	36
Number of unduplicated clients served who are residents of target neighborhoods and qualified census tracts	18	8
Number of unduplicated students who receive supervision and training in counseling and mental health services	20	36
Number of unduplicated clients referred to its short-term counseling program other organizations	33	
Number of unduplicated individuals (viewers) reached by mental health communications campaign: billboards & radio	12,060,764	
Number of unduplicated individuals (viewers) reached by mental health communications campaign: social media	1,244,140	

Use of Evidence

The MHA Pro-Bono Counseling Center Project aims to create a free mental health clinic for uninsured and underinsured youth and adults in targeted neighborhoods in the Charlotte region and to help train and support the mental health services workforce through training and mentorship. Participants will receive services on location at MHA Central Carolinas from graduate students under supervision of the Clinical Program Director.

This project will measure progress toward outcomes using a pre-post quantitative study design to measure progress toward stated outcomes in the ARPA Performance Template. There are three primary outcomes measured:

- 
1. Percentage of clients who complete at least 5 sessions.
 2. Percentage of clients who show improvement on the PHQ-4.
 3. Percentage of clients who indicated they were "satisfied" or "very satisfied" with the level of care they received.

Each of these outcomes will be measured for all clients served through the counseling center, though they will also be reviewed and reported out by two subgroups (a) uninsured and underinsured individuals, and (b) individuals who are residents of target neighborhoods and qualified census tracts. Data will be collected on program participants. There is no control group included in the evaluation.

Empowering Fathers Initiative

Funding amount: \$550,000

Project Expenditure Category: 1.13, Substance Use Services

Project overview

- Grace-Mar is expanding its Empowering Fathers Program which provides a dedicated mental health resource to fathers who have need for mental health substance abuse and trauma services
 - Expands fathers served per year
 - Provides a dedicated mental health clinician
 - Adds an advocate and a job coach/recruiter
- www.clttdads.com


Performance Measures

Output Measures (Numbers)	Prior Years	Current Year July 2023-June 2024
Number of unduplicated Fathers with court ordered child-support cases, approved by CSE, who are entered into the Empowering Fathers Program	25	52
Number of Group Counseling Sessions Offered	4	46
Number of Individual Fathers who complete at least one group session	25	50
Number of fathers who receive mental health services at no cost	25	52
Number of uninsured fathers who access mental health services	25	52
Number of fathers in the empowering fathers who access mental health services that live in the corridors of opportunity zip codes	25	52

Use of Evidence

Grace Mar will engage in three phases of intervention development beginning with exploration and basic science curriculum development. The primary goal of this project is to create an evidence based and cultural informed curriculum for fathers. The three steps aim to include a (1) pre-design phase, (2) design/building phase, and (3) implementation phase. Using the exploratory, preparation, intervention, and sustainability (EPIS) intervention development model of evidenced based practices, our research consultant team will expand upon existing knowledge on the needs of fathers while advancing more culturally informed strategies in partnership with community key stakeholders.

As a shifting priority in evidence-based practice is a greater emphasis on identifying mental and physical health as an integrated continuum rather than as disconnected and unrelated stages (Richards et al., 2017). Thus, the purpose of the pre-design phase will include a needs assessment to explore the complex intersections of biopsychosocial experiences of minority fathers while integrating intergenerational constructs into a behavioral, and psychosocial framework that helps to define mental and physical health risk across generations. Prior research underscores that mental illness, stress, and trauma are often deeply rooted in intergenerational factors and family dynamics (Nadel & Thornberry, 2017).



The exploratory and pre-design research efforts will explore the evidence to support the foundation for curriculum. This includes reviewing common structures used, a formal review of the current literature, and comprehensive needs assessment. The needs assessment will be accomplished by using secondary the following data sources including:

- Existing Literature and Peer Reviewed Articles
- Examine evidence-based practice models
- Federal, State and Local level Data (i.e., CDC, Health Department, DOJ)

In addition to the needs assessment, the research consultant team will further conduct an impact intervention assessment to examine gaps and to add to the rigor of the design process. Similarly, the research consultant team will conduct a series of small group listening session and focus groups to explore and test specific content and outcome of curriculum. This will inform the final build of the curriculum.

The implementation phase will include a small pilot of curriculum-based intervention including minority fathers.

References

Nadel, E. L., & Thornberry, T. P. (2017). Intergenerational consequences of adolescent substance use: Patterns of homotypic and heterotypic continuity. *Psychology of Addictive Behaviors*, 31(2), 200-211.<http://dx.doi.org/10.1037/adb0000248>

Richards, J., Pickett, O.K., & Wilhite, B.C., Life course and social determinants: Professional resource brief, (National Center for Education in Maternal and Child Health, Washington, DC, 2017). Can be retrieved from <https://www.ncemch.org/guides/lifecourse.php#NCEMCH>.



Pedestrian Bridge

Funding amount: \$13,000,000

Project Expenditure Category: 1.14, Other Public Health Services

Project overview

- The County committed \$11 million in SLFRF funds to enable pedestrians and mobility challenged residents a direct connection between a Regional Recreation Center that offers vital health & fitness programs for the local community and a new Community Resource Center that will provide access to integrated health and human services including, Economic, Public Health, Child Support, Food & Nutrition, Youth & Family Services, Veteran, and Community Support Services.

Peer-Run Crisis Prevention

Funding amount: \$3,056,292

Project Expenditure Category: 1.12, Mental Health Services

Project overview

- Promise resource Network will continue the peer-run warm-line, currently funded through County funding, that serves as the portal for MeckHOPE and a new peer-run respite that offers a 10-day stay for those experiencing a mental health crisis.
 - Warm Line allows people experiencing distress to call and talk to a peer anytime day or night.
 - Respite offers a 10 day stay at a healing retreat as an alternative to the emergency department for people experiencing a mental health crisis.
- www.promiseresourcenetwork.com

Performance Measures


Output Measures (Numbers)	Prior Years	Current Year July 2023-June 2024
Number of Respite Guests	92	102
Number of Respite Guests utilizing respite within 1 week of engagement with PRN	83	34
Number of Peer Support Specialists identified lived experience with Police involvement / involuntary commitment (IVC)	124	78
Total amount of calls into warm line	9,069	17,762
Number of outreach calls as a result of initial call into warmline	471	1,159
Number of callers identifying seeking Post Covid-19 recovery related to Mental Health	4,090	5,167
Number of warmline hours offered	9,480	8,064

Use of Evidence

Promise Resource Network (PRN) is a consumer-operated organization (COSP) and, is operating a 24/7 peer-run respite and peer-run warm-line for Mecklenburg County residents that are experiencing emotional distress, mental health and/or substance use related challenges, trauma, etc. PRN is utilizing both evidence-based interventions and promising practices with the models that it is operating.

Evidence-Base and Program Evaluation:

1. Peer support is an evidence-based practice.
<https://www.mhanational.org/sites/default/files/Evidence%20for%20Peer%20Support%20May%202018.pdf>
2. Consumer-operated services programs (COSP) are an evidence-based practice with a fidelity scale that was established by the Mental Health and Substance Abuse Services Administration (SAMHSA). The model and fidelity is the result of multi-site research that was translated into a COSP evidence-based practice toolkit



<https://store.samhsa.gov/sites/default/files/d7/priv/sma11-4633-theevidence-cosp.pdf>

3. Peer-Run Respite are an emerging promising practice to reduce hospitalization and create a safe, healing alternative for people with mental health crises. Outcomes have included a 70% reduction in the use of emergency department, fewer inpatient stays, quality of life improvements (healing, empowerment, self-esteem) and reduced costs. All current research can be found here:
<https://www.peerrespite.com/research>

4. Peer-Run Warm-Lines have an emerging research base:

Dalgin, R.S., Maline, S., & Driscoll, P. (2011). Sustaining recovery through the night: Impact of a peer-run warm line.<https://warmline.org/PeerWLImpact2011.pdf>

Dalgin, Dalgin & Metzger (2018). A Longitudinal Analysis of the Influence of a Peer Run Warm Line Phone Service on Psychiatric Recovery
<https://pubmed.ncbi.nlm.nih.gov/28831687/>

School Based Health Programs

Funding amount: \$350,000

Project Expenditure Category: 1.12, Mental Health Services

Project overview

- Right Moves for Youth is expanding their school-based mental health programming, which offers group counseling to preventatively address mental health challenges (such as isolation, anxiety and depression that have resulted from COVID-19 pandemic).
 - Students in grades 6-12 are referred to the program by student support staff, administrators, teachers, school resource officers and other members of law enforcement, other youth-serving agencies, and parents
 - Program Specialists facilitate in-school weekly groups meeting (of about 15 students) using life skills curricula that nurture the holistic health and social uplift of students.
- www.rightmovesforyouth.org

Performance Measures

Output Measures (Numbers)	Prior Years	Current Year July 2023-June 2024
Number of unduplicated individuals served by Mecklenburg County ARPA Grant	1,336	1,006
Number of weekly group sessions	553	704

Use of Evidence

RMFY's program model is research-based and practice informed and uses assessment tools that are informed by evidence. The program model utilizes several evidenced based assessment tools to ensure the students in our program has the best opportunity to be prepared to achieve personal success post their high school career. All students take a pre and post survey yearly to assess student growth. Assessments are distributed during group time and the data is entered and analyzed using a Paired-Sample T-Test within statistical software (i.e., SPSS). RMFY is assessing a combination of the students mental and physical factors through the Resilience Assessment. The Resilience Assessment is a 6-domain assessment that produces a unique holistic view of individual resilience. The six factors are vision, composure, reasoning, health, tenacity, and collaboration.

UCITY Family Zone

Funding amount: \$822,107

Project Expenditure Category: 1.12, Mental Health Services

Project overview

- The UCITY Family Zone, a place-based "ecosystem" of 80 organizations in northeast Charlotte, is requesting funding to expand its existing network of community ambassadors in local apartments (4 new ambassadors who live in the apartments), providing more health literacy opportunities in the community, and providing more health screenings and referrals.
 - Primary outcomes of interest are screening for mental health and social determinant needs (960 individuals per year), referral to primary and mental health specialty care (154 per year), and referral to social service organizations or health education providers (250 per year).
- www.universitycityfoundationnc.org

Performance Measures


Output Measures (Numbers)	Prior Years	Current Year July 2023-June 2024
Number of residents screened for Social Determinants of Health	196	235
Number of residents referred for clinical Mental Health Assessment	18	6
Number of residents referred for physical health needs	26	7
Number of residents receiving referrals for food security	118	197
Number of residents participating in housing stability counseling	48	29

Use of Evidence

Community Ambassador intervention is based on the Community Health Worker (CHW) model. CHWs are trusted community members who have been shown to be effective liaisons for providing care coordination between community members, health care systems, social services, and other organizations. The project is guided by the research documenting CHW effectiveness for improving health outcomes, reducing hospital costs, addressing the social determinants of health, contributing to local policy change through advocacy, and addressing mental health needs. The project also relies on evidence supporting the importance of addressing the social determinants of health in order to improve community health, the effectiveness of mental health first aid programs, and the value of a community health science and care coordination for providing access to care and improved health outcomes in marginalized communities.

Ingram M, Schachter KA, Sabo SJ, Reinschmidt KM, Gomez S, De Zapien JG, Carvajal SC. A community health worker intervention to address the social determinants of health through policy change. J Prim Prev. 2014 Apr;35(2):119-23.

Mecklenburg County 2024 Recovery Plan Performance Report



Barnett ML, Gonzalez A, Miranda J, Chavira DA, Lau AS. Mobilizing Community Health Workers to Address Mental Health Disparities for Underserved Populations: A Systematic Review. *Adm Policy Mental Health* 2018;45(2):195-211

Healthy People 2030, U.S. Department of Health and Human Services, Office of Disease Prevention and Health Promotion. Retrieved June 24, 2022, from <https://health.gov/healthypeople/objectives-and-data/social-determinants-health>.

DeHaven MJ, Gimpel N, Kitzman H. Working with Communities: Meeting the health needs of those living in vulnerable communities when Primary Health Care (PHC) and Universal Health Care (UHC) are not available. *Journal of Evaluation in Clinical Practice*. 2021; 27 (5): 1065-1065.

DeHaven MJ, Gimpel NA, Kitzman-Carmichael H, Gutierrez D, and Revens KE. Designing Health Care: A community health science solution for reducing health disparities by integrating social determinants and the effects of place. *Journal of Evaluation in Clinical Practice*. 2020: 26 (5): 1564 – 1572

DeHaven M, Kitzman-Ulrich H, Gimpel N, Culica D, O'Neil L, Marcee A, Foster B, Biggs M, and Walton J. The effects of a community-based partnership, Project Access Dallas (PAD), on emergency department utilization and costs among the uninsured. *J Public Health (Oxf)*. 2012;34(4):577-583.

Gimpel N, Marcee A, Kennedy K, Walton J, Lee S, DeHaven MJ. Patient perceptions of a community-based care coordination system. *Health Promotion Practice*. 2010; 11 (2): 173-181.

Morgan AJ, Ross A, Reavley NJ. Systematic review and meta-analysis of Mental Health First Aid training: Effects on knowledge, stigma, and helping behaviour. *PLoS One*. 2018 May 31;13(5).



Alliance – Community Transitions Recovery Program

Funding amount: \$615,721

Project Expenditure Category: 1.14; Other Public Health Services

Project overview

- Alliance Health will implement a Community Transition Recovery Program (CTRP) which will provide short-term intensive program and supervision to support Mecklenburg County residents who have high and complex needs.

Alliance – Children’s Transitional Group Home

Funding amount: \$912,000

Project Expenditure Category: 1.12; Mental Health Services

Project overview

- Alliance Health will develop a Children’s Transitional Group Home that provides residential services and support for children in Mecklenburg County DSS custody.

NourishMeck – A Hunger Hub for Hope

Funding amount: \$2,000,000

Project Expenditure Category: 2.1 Household Assistance: Food Programs

Project overview

- Loaves and Fishes will address food insecurity by constructing a new food distribution center which will be located in the Thomasboro Hoskins neighborhood.

Performance Measures

Output Measures (Numbers)	Prior Year	Current Year July 2023-June 2024
Number of pounds of fresh food distributed	0	331,670
Number of speciality food boxes distributed	0	2,154
Number of medically tailored meals delivered	0	11,179
Number of meals delivered through meal delivery service	0	27,229
Number of unduplicated clients who received food from grocery home delivery service	0	6,693
Number of duplicated clients who received food from grocery home delivery services	0	7,214
Number of duplicated clients who received food from FoodShares Program	0	5,532
Number of unduplicated clients who received groceries from Loaves & Fishes/Friendship Trays	0	31,902

Use of Evidence

Our evidence-based practices are our specialty food boxes and medically tailored meals. They fall under the Food is Medicine category. The goals of these projects are to increase the health of chronically ill clients through receiving healthy foods. Often these clients are diagnosed with chronic health conditions such as diabetes, hypertension, heart disease, etc. that can be improved with a healthier diet.

I did the calculation based on number of meals/people projected to be served and how much square footage each program will have dedicated it in the new building. Of the \$2,000,000 awarded, \$341,040 will be dedicated to these programs.

There are many sources for Food is Medicine but here are a few:

The Aspen Institute "Food is Medicine Research Action Plan" https://www.aspeninstitute.org/wp-content/uploads/2022/01/Food-is-Medicine-Action-Plan-Final_012722.pdf

Bhat, S., Coyle, D. H., Trieu, K., Neal, B., Mozaffarian, D., Markland, M., & Wu, JHY "Healthy Prescription Programs and Their Impact on Dietary Behavior and Cardiometabolic Behavior Risk Factors: A Systemic Review and Meta-Analysis." <https://academic.oup.com/advances/article/12/5/1944/6274221?searchresult=1>

Downer, S., Berkowitz, SA, Harlan, TS, Olstad, DL, & Mozaffarian, D., "Food is Medicine: Actions to Integrate Food and Nutrition into Mecklenburg County 2024 Recovery Plan Performance Report

Healthcare." <https://www.ncbi.nlm.nih.gov/pmc/articles/PMC7322667/>

UMAR Van Replacement

Funding amount: \$256,021

Project Expenditure Category: 1.12, Mental Health Services

Project overview

- UMAR will purchase specially equipped vans to support its population of adults with developmental disabilities and behavioral issues at its six group homes in the County, extending the organizations ability to safely integrate its residents into the community.

Performance Measures

Output Measures (Numbers)	Prior Years	Current Year July 2023- June 2024
Number of vans purchased	2	2
Number of clients served (Group home residents & Art Center participants)	11	175

Use of Evidence

NA

Protecting the Mental Health of LGBTQ Youth in Mecklenburg County

Funding amount: \$315,000

Project Expenditure Category: 1.12, Mental Health Services

Project overview

- Time Out Youth will bring on an additional full-time, licensed mental health counselor to help meet the increasing demand for mental health services among the many LGBTQ youth in our community.

Performance Measures

Output Measures (Numbers)	Prior Years	Current Year July 2023-June 2024
Number of unduplicated LGBTQ Youth served	0	27
Number of LGBTQ youth referrals to outside services	0	3
Number of uninsured or underinsured youth served	0	159
Number of youth connected to affordable inpatient treatment	0	1
Number of unduplicated youth provided with bus passes to access care in-center	0	11
Number of local middle and high schools that receive informational materials	0	127

Use of Evidence

NA

Improving Outcomes for High-Risk Youth

Funding amount: \$411,981

Project Expenditure Category: 1.12, Mental Health Services

Project overview

- Pat's Place Child Advocacy Center will provide prevention and intervention services to youth who have experienced sexual abuse, physical abuse, human trafficking, or been witnesses to domestic violence and homicide. Services to be provided include mental health therapy, case management, and psychoeducational empowerment are expected to improve outcomes for many the County's high risk youth population.

Performance Measures

Output Measures (Numbers)	Prior Years	Current Year July 2023- June 2024
Number of youth served by the program	0	78
Number of caregivers served by the program	0	82
Number of mental health services (individual/group therapy sessions) provided to participants	0	269
Number of youth participating in psychoeducational groups	0	46

Use of Evidence

NA

Equitable Access to Services for Survivors of Human Tracking

Funding amount: \$1,003,439

Project Expenditure Category: 1.12, Mental Health Services

Project overview

- Safe House Project will receive funds to support its outreach and awareness campaign to help victims of human trafficking access services, bridging the gap between available resources and those in need of support.

Performance Measures

Output Measures (Numbers)	Prior Years	Current Year July 2023- June 2024
Number of service units provided to survivors of trafficking	20	160
# of call received	10	212
Number of service providers available to survivors	1	303
Number of communications products	5	19
Trainings conducted to frontline professionals	3	2

Use of Evidence

NA

Increasing Access to Services for Substance Use Disorder for Underserved Populations

Funding amount: \$604,167

Project Expenditure Category: 1.13, Substance Use Services

Project overview

- Hope Haven will received funding to enhance and expand current services by covering the cost of facility improvements, including roof repairs, HVAC replacement, security upgrades, and commercial laundry equipment. This support increases access to services for substance use disorders for many of the County's underserved populations.

Performance Measures

Output Measures (Numbers)	Prior Years	Current Year July 2023- June 2024
Number of unduplicated individuals receiving substance abuse services	263	307
Number of capital projects completed*	1	2

Use of Evidence

NA

Mental Health Equity: Providing Evidence based Psychiatric Care in Community Clinics

Funding amount: \$547,300

Project Expenditure Category: 1.12, Mental Health Services

Project overview

- Hope Way will increase the number of clinicians and the number of hours committed to providing direct psychiatric care to uninsured, children and adolescent patients at the Michael Jordan Clinic and Hope Community Clinic..

Performance Measures

Output Measures (Numbers)	Prior Years	Current Year July 2023- June 2024
Number of unduplicated patients served	163	402
Number of annual visits (duplicated)	190	438
Number of Physician hours provided	335.5	1,065.75

Use of Evidence

NA

Expanding Access to Community Based Mental and Behavioral Health Services to Preserve Mecklenburg County’s Children and Families

Funding amount: \$1,500,000

Project Expenditure Category: 1.12, Mental Health Services

Project overview

- ProCure Therapeutic Agency will expand access to its Community-Based Mental and Behavioral Health Services Program, where practitioners support clients with an array of services, including substance use treatment, medication management, individual/family psychotherapy, and trauma treatment.

Performance Measures


Output Measures (Numbers)	Prior Years	Current Year July 2023-June 2024
Number of new unduplicated individuals served by Mecklenburg County/ARPA Funds	89	228
Number of unduplicated children served by Mecklenburg County/ARPA Funds	68	132
Number of families engaged in Multisystemic Therapy for Child Abuse and Neglect (MST-CAN)	11	28
Number of families engaged in Outpatient Therapy Services (OPT)	25	113

Use of Evidence

ProCure Therapeutic Agency, Inc. is a Nationally Accredited Mental Health Organization that was founded in 2008 and specializes in providing Evidenced Based Children and Family Mental and Behavioral Health Services in Mecklenburg County. The project funded is called Expanding Access to Community-Based Mental and Behavioral Health Services to Preserve Mecklenburg County Children and Families.

ProCure Therapeutic Agency, Inc. will improve the behavioral and mental health outcomes for Mecklenburg County’s uninsured and under-insured children and families by increasing access to resources, services, and programming. Using Evidenced Based and community-based prevention continuum of services, historically underrepresented and marginalized communities will have access to high-quality mental and behavioral healthcare. The strategies include expanding culturally sensitive behavioral health programming and using community-based methods (e.g., Multisystemic Therapy, and Multisystemic Therapy for Child Abuse and Neglect). ProCure will also promote mental health services and reduce stigmas associated with seeking support through education and advocacy efforts, including a mental health communications campaign, developing a mental health directory, providing virtual and face-to-face wellness events, and disseminating information through printed materials and online platforms. In addition to the Evidenced Based Community Programs, ProCure has a FREE Mental Health Therapy Program that uses Evidenced Based Treatment Models.

The dollar amount of Expanding Access to Community-Based Mental and Behavioral Health Services to Preserve Mecklenburg County Children and Families through our Multisystemic Therapy Program, Multisystemic Therapy for Child Abuse and Neglect, and the Free Mental Health Therapy Program is \$507,000.



Multisystemic Therapy is an Evidenced Based Model.

Multisystemic Therapy for Child Abuse and Neglect (MST CAN) is an Evidenced Based Model

MST has multiple randomized trials performed by outside individuals (research done by the developer has more concerns for being biased) that all continue to show strong outcomes.

Often times the different registries provide a summary of the research – Here is the blueprints version

<https://www.blueprintsprograms.org/programs/32999999/multisystemic-therapy-mst/>

Infant and Early Childhood Mental Health Services

Funding amount: \$1,494,007

Project Expenditure Category: 1.12, Mental Health Services

Project overview

- Public Health will create an Infant and Early Childhood team that will provide mental health services to families who are ineligible for services provided by the Children Developmental Services Agency.

Performance Measures

Output Measures (Numbers)	Prior Years	Current Year July 2023- June 2024
Number of families with children birth to age 3 who receive trauma informed mental health services	0	39
Number of families receiving services with YFS involvement or CDCP referral	0	11

Use of Evidence

NA



The C.W. Williams Community Health Clinic

Funding amount: \$2,052,195

Project Expenditure Category: 2.21, Medical Facilities for Disproportionately Impacted Communities

Project overview

- C.W. Williams will address health disparities for minority individuals by expanding access with the construction of a new facility to provide affordable, high-quality healthcare.

Use of Evidence

NA

Wi-Fi for Detention Center

Funding amount: \$741,289

Project Expenditure Category: 3.4, Public Sector Capacity: Effective Service Delivery

Project overview

- The project is to install a wireless network for internet access, an expressed need due to requests from the Courts, CJS, and contracted healthcare providers to conduct evaluations, telemedicine, and various court proceedings in a virtual environment. Wi-Fi would be available in all detention facilities, including Detention Center Central, the Juvenile Detention facility, and the Courthouse.

Multi-Interdisciplinary Outreach Team

Funding amount: \$2,036,825

Project Expenditure Category: 3.2, Public Sector Workforce: Rehiring Public Sector Staff

Project overview

- Community Support Services will create a multi-interdisciplinary street outreach team that will provide strategic outreach efforts to provide resources to high-need homeless populations.

Performance Measures

Output Measures (Numbers)	Prior Years	Current Year July 2023-June 2024
Number of individuals served	0	506
Individuals moved from unsheltered to emergency shelter.	0	196
Individuals moved from unsheltered to permanent housing – both subsidized and unsubsidized.	0	83
Individuals moved from unsheltered to a temporary location such as with friends or family or boarding home.	0	51
Individuals entered a higher level of care, including the detention center, long term assisted living, detox, hospital, or psychiatric hospital.	0	7

Use of Evidence

NA

Office of Violence Prevention – The Way Forward Community Violence Prevention Plan Implementation

Funding amount: \$2,829,239

Project Expenditure Category: 3.2, Public Sector Workforce: Rehiring Public Sector Staff

Project overview

- Public Health will implement a Violence Prevention Plan to address community violence. The plan engages diverse partners including local government agencies, community residents, stakeholders, community-based organizations and local businesses to provide safe and healthy communities.

Performance Measures

Output Measures (Numbers)	Prior Years	Current Year July 2023-June 2024
Infrastructure for violence prevention plan established including five cross sector implementation teams established to coordinate strategy implementation and progress	No	Yes
Evaluation plan established to collect and review violence prevention plan data and progress towards goals;	No	Yes
Contact management system established to disseminate implementation reports, presentations, findings, and other community engagement feedback engagement	No	No
Implement Peacekeepers Academy (PA) - Number of CBO graduates from program	0	24
Pre and post surveys measuring perceived knowledge, skills, and abilities changed as a result of PA participation	No	Yes
Implement 100 Youth Advisory Council - Number of middle and high schools assisting with the recruitment and promotion	0	0
Number of youth and young adult participants in 100 YAC	0	148
Number of peer-led discussions by 100 YAC	0	0
Number and type of 100 YAC sponsored youth development activities	0	0
Number and type of 100 YAC training opportunities	0	0

Use of Evidence

NA

Miracle at Cedar Street Campaign

Funding amount: \$3,000,000

Project Expenditure Category: 6.1, Revenue Replacement

Project overview

- Charlotte Rescue Mission is requesting \$3,000,000 to build a new facility for its Rebound Men’s Program, which serves community members at the intersection of addiction and homelessness. The new facility, expected to be completed in June 2023, will provide 166 beds for men seeking treatment.
- [www.Charlotte Rescue Mission.org/miracle-donation](http://www.CharlotteRescueMission.org/miracle-donation)

Performance Measures

Output Measures (Numbers)	Prior Years
Number of unduplicated individuals enrolled in the CORE program at Rebound during the fiscal year	452
Number of individuals who complete the CORE program	123
Number of individuals who do not complete the CORE program	292

Use of Evidence

Charlotte Rescue Mission (CRM) utilizes evidence-based interventions for all programming, including our core addiction recovery programs, Rebound for Men and Dove’s Nest for Women and Children. Rebound and Dove’s Nest are no-cost, 120-day residential programs, allowing residents the opportunity to live in a safe, stable environment free from substance use while receiving treatment. Our professional substance use counselors lead individual and group therapy sessions and are trained in the following modalities:

- Cognitive Behavioral Therapy: a type of talk therapy that focuses on changing negative thought or behavior patterns. It is highly effective in treating many psychological disorders, including substance use disorder. Considering that substance use disorder impacts up to 50% of those diagnosed with severe mental health disorders, CBT is an invaluable tool.
- Motivational Interviewing: refers to an evidence-based form of conversational therapy that addresses resistance to change. SAMHSA describes MI as especially effective for treating addiction in the textbook TIP 35: Enhancing Motivation for Change in Substance Use Disorder Treatment, stating that an “analysis of more than 200 randomized clinical trials found significant efficacy of MI in the treatment of [substance use disorder] (Miller & Rollnick 2014)”.
- 12 Step Programs: widely considered community-based, accessible addiction recovery options that provide peer support to those navigating sobriety. They are best utilized as part of a comprehensive approach to addiction recovery that includes therapy and other treatment strategies and can help maintain sobriety long-term.
- Trauma-Informed Care via the digital Hazelden Curriculum: utilized by our professional substance use counselors to address the lingering impact of trauma on addiction.



The Local Foods Production and Distribution Center

Funding amount: \$6,000,000

Project Expenditure Category: 6.1, Revenue Replacement

Project overview

Carolina Farm Trust will address food insecurity by constructing a new food production and distribution center in West Charlotte.

DSS Cottages

Funding amount: \$2,000,000

Project Expenditure Category: 6.1, Revenue Replacement

Project overview

- The County is renovating two cottages that will serve DSS involved youth for up to 45 days. One of the cottages will be renovated to have the physical space to serve 8-12 youth; and the other 6-8 youth.

Alliance Health Facility Based Crisis Center

Funding amount: \$1,928,098

Project Expenditure Category: 6.1, Revenue Replacement

Project overview

- Funding for the for the construction of an adult Facility-Based Crisis Center.

Afterschool Programming

Funding amount: \$665,000

Project Expenditure Category: 2.11 Healthy Childhood Environments: Childcare

Project overview

- OurBridge is expanding free afterschool care to 75 immigrant and refugee families at the new location on South Boulevard
 - Afterschool program focuses on English Language Acquisition and STEAM
 - Programs run M-F from 3:00-6:00 for K5 and 4:30-7:00 for Middle Schoolers
- www.joinourbridge.org

Performance Measures


Output Measures (Numbers)	Prior Years	Current Year July 2023-June 2024
Number of K5 immigrant and refugee students in South Boulevard program	82	79
Number of hours of individual or small group literacy instruction for all students (15 hours per student over the course of the program with a 90% attendance goal)	1975.28	268.55
Average student attendance	61.9	64
Number of adults served through the South Blvd.	103	223

Use of Evidence

OurBRIDGE for KIDS funding is invested in five lines of activity (LOA) that, together, are expected to lead to specific, measurable outcomes for the children, families, and communities we work with.

Staffing. ourBRIDGE invest in staff members and volunteers, to ensure the support they offer is effective and tailored to the communities they work with. Research indicates the quality of staff working at after school programs is one of the most important characteristics of program success, as quality of program staff affects every aspect of implementation (Cross, Gottfredson, Wilson, Rorie, & Connell, 2010). In order to ensure our staff is capable and delivers care consistent with our values and goals, ourBRIDGE provides recurring, culturally-sensitive, trauma-informed training with a focus on fostering Love, Education, Respect, and Diversity (L.E.R.D.).

- Cultural Competence. Research illustrates that cultural competence is a critical aspect of providing effective services and care to immigrants and refugees (Lau, & Rodgers, 2021; Hynes, 2003), and building and maintaining cultural competency around our evolving community of children and families is an enduring value at ourBRIDGE. Further, research illustrates that simply translating materials into the language of the user is not sufficient to enable immigrant families to fully advocate for their needs (Uttal, 2006).
- Trauma-Informed Care (TIC). A large percentage of immigrant families experience significant levels of trauma, to include pre-migration trauma in their home countries (e.g. war and violence), as well as traumas surrounding immigration and acclimation to the U.S. (Goodman, Vesely, Letiecq, & Cleaveland, 2017). Research illustrates that culturally




competent trauma-informed care is highly effective in improving the healing journeys of immigrants at both the individual and family levels (Wylie et al, 2018). Central to our efforts is a commitment to providing fully trauma-informed care and classroom support. Trauma informed care seeks to understand, identify, and respond to the impact of trauma on the lives of children who have experienced it. Applying TIC practices is known to increase: (a) physical, psychological, and emotional safety; (b) trustworthiness, (c) choice, (d) collaboration, and (e) autonomy (Menschner, & Maul, 2016; Wilson, Pence, & Conradi, 2013), which enables participants in our program to be more receptive to the services we provide and to more fully engage with our afterschool programming.

Physical Space. Research indicates that built environment factors can contribute to up to 25% improvement in learning progression (Barrett, Zhang, Moffat, & Kobbacy, 2013). Further research demonstrates the therapeutic effects that culturally relevant art, design, and visual components can have on families and children who are adjusting to new environments after immigration (McGregor, & Ragab, 2016; Reyhner, Gilbert, & Lockard, 2011). To achieve an optimal environment for immigrant children and their families, ourBRIDGE invests in creating and maintaining safe and vibrant physical spaces where children can receive curriculum programming, support, and experience engaging relationships.

Curriculum Programming. Research suggests the use of structured, evidence-based curricula are important to the success of children who attend after school programs (Durlak, & Weissberg, 2007; Gerstenblith, Soule, Gottfredson, Lu, Kellstrom, Womer, et al. 2005). In keeping with this, ourBRIDGE for KIDS provides a standardized, trauma-informed, and culturally-specific curriculum to immigrant children from the South Boulevard area.

- English language acquisition: The majority of ourBRIDGE students are in the novice stages of learning English. Research has shown that learning English is correlated with higher educational attainment, earnings, social wellbeing, and improved mental health (Landgrave, 2019). The faster students and families can learn English, the faster they have access to opportunities and positive outcomes.
- Socio-emotional wellbeing: Research underscores that afterschool programs like ours provide children with a sense of stability when they might be experiencing a great deal of instability in other areas of life (e.g. home life, cultural transition, etc.; Seryak, 2011).
- Acculturation to the U.S.: Research indicates school-based programs play a central role in immigrant acculturation after resettlement (Bennouna, Brumbaum, McLay, Allaf, Wessells, & Stark, 2021). Additionally, research demonstrates that using a Culturally Responsive Pedagogy, which focuses more on who we teach, than what we teach, is an effective strategy for supporting acculturation and adjustment (Bennouna, Brumbaum, McLay, Allaf, Wessells, & Stark, 2021). Research supports using this style of Culturally Responsive Engagement with students in order to cultivate a welcoming and inclusive climate, and to develop strong relationships with immigrant families and communities (Bennouna, Brumbaum, McLay, Allaf, Wessells, & Stark, 2021).



Family Support. The mental health challenges of immigrant children are often based in that traumas affect several or all family members, and studies support the importance of offering supportive care to the entire family, which leads to overall improved family functioning that benefits the children who attend ourBRIDGE (Wylie et al., 2018).

Community Outreach and Support. Research has shown positive outcomes when connections are strengthened between a students' school and home community (Coward, 2016). This research underscores the importance of building a supportive community for refugee students between home and school.

References

Barrett, P., Zhang, Y., Moffat, J., & Kobbacy, K. (2013). A holistic, multi-level analysis identifying the impact of classroom design on pupils' learning. *Building and environment*, 59, 678-689.

Bennouna, C., Brumbaum, H., McLay, M. M., Allaf, C., Wessells, M., & Stark, L. (2021). The role of culturally responsive social and emotional learning in supporting refugee inclusion and belonging: A thematic analysis of service provider perspectives. *Plos one*, 16(8), e0256743.

Cross, A. B., Gottfredson, D. C., Wilson, D. M., Rorie, M., & Connell, N. (2010). Implementation quality and positive experiences in after-school programs. *American journal of community psychology*, 45(3), 370-380.

DeCapua, A., & Marshall, H. W. (2011). Reaching ELLs at risk: Instruction for students with limited or interrupted formal education. *Preventing school failure: Alternative education for children and youth*, 55(1), 35-41.

Durlak, J. A., & Weissberg, R. P. (2007). *The impact of after-school programs that promote personal and social skills*. Chicago, IL: Collaborative for Academic, Social, and Emotional Learning. Retrieved February 12, 2007, from www.casel.org

Gerstenblith, S. A., Soule', D. A., Gottfredson, D. C., Lu, S., Kellstrom, M. A., Womer, S. C., et al. (2005). ASPs, antisocial behavior, and positive youth development: An exploration of the relationship between program implementation and changes in youth development. In J. L. Mahoney, R. W. Larson, & J. S. Eccles (Eds.), *Organized activities as contexts of development: Extracurricular activities, after-school and community programs* (pp. 457–478). Mahwah, NH: Lawrence Erlbaum & Associates.


Goodman, R. D., Vesely, C. K., Letiecq, B., & Cleaveland, C. L. (2017). Trauma and resilience among refugee and undocumented immigrant women. *Journal of Counseling & Development*, 95(3), 309-321.

Hynes, T. (2003). The issue of "trust" or "mistrust" in research with refugees: Choices, caveats and considerations for researchers (UNHCR Working Paper No. 98).

Kolano, L., & Wang, C. (2019, August 5). Evaluation of ourBRIDGE for KIDS Year 2 [Comprehensive Report]. Charlotte, North Carolina: University of North Carolina - Charlotte.

Lau, L. S., & Rodgers, G. (2021). Cultural competence in refugee service settings: a scoping review. *Health equity*, 5(1), 124-134.

Menschner, C., & Maul, A. (2016). *Key ingredients for successful trauma-informed care implementation*. Trenton: Center for Health Care Strategies, Incorporated.



McGregor, E., & Ragab, N. (2016). *The Role of Culture and the Arts in the Integration of Refugees and Migrants*. European Expert Network on Culture and Audiovisual (EENCA).

Reyhner, J., Gilbert, WS, & Lockard, L.(Eds.).(2011). Honoring Our Heritage: Culturally Appropriate Approaches for Teaching Indigenous Students. *International Journal of Multicultural Education*, 13(2).

Seryak, C. M. (2011). *After School Programs as Protective Resources for Homeless Children: An Exploratory Study*. University of Illinois at Chicago.

Uttal, L. (2006). Organizational cultural competency: Shifting programs for Latino immigrants from a client-centered to a community-based orientation. *American Journal of Community Psychology*, 38(3), 251-262.

Wilson, C., Pence, D. M., & Conradi, L. (2013). Trauma-informed care. In *Encyclopedia of social work*.

Wylie, L., Van Meyel, R., Harder, H., Sukhera, J., Luc, C., Ganjavi, H., ... & Wardrop, N. (2018). Assessing trauma in a transcultural context: challenges in mental health care with immigrants and refugees. *Public health reviews*, 39(1), 1-19.

Childcare Licensing Assistance

Funding amount: \$393,725

Project Expenditure Category: 2.11 Healthy Childhood Environments: Childcare

Project overview

- CCSA at First Baptist Church-West seeks to become a 4-5 star licensed childcare provider program for 4-year-olds to address the need for affordable, high-quality childcare for black and Latino families.
 - Building Code issues have stalled the licensing process for this organization, and they are now requesting funds to address code issues, including installing fire-resistant doors, fire alarms, carbon monoxide detectors constructing sidewalks, fencing, and a playground.
 - Program will add staffing for one-year of operational support: 2 Lead Teachers, 1 Assistant Teacher, and 1 Substitute Teacher.
- www.charlottetsa.org

Performance Measures

Output Measures (Numbers)	Prior Years	Current Year July 2023-June 2024
Replacement of 40 doors to 45-minute fire resistant doors through bid process	40	Completed
Fire alarm and inspection services and installation of approximately 23 carbon monoxide detectors by Fire Control Systems (company selected through bid process)	23	Completed
Sidewalk construction (contractor selected through bid process)	Completed	Completed
Fence relocation (contractor selected through bid process)	In progress	Completed

Use of Evidence

NA

Home Visiting

Funding amount: \$319,233

Project Expenditure Category: 2.12 Healthy Childhood Environments: Home Visiting

Project overview

- SSMC is expanding their current home visiting services to expectant and parenting families (850 residents currently served, increase to 1,400) by developing a platform to facilitate an integrated system of home visiting care in the community. Visits are intended to promote infant and child health, foster educational development, and school readiness and help prevent child abuse and neglect. Implementation will occur in three phases:
 - Planning: the organization will assess and evaluate the current landscape of existing home visiting services and perform a gap analysis to determine community need.
 - Marketing: the organization will raise awareness and present results to communicate both needs and opportunities.
 - Implementation: the organization will resource earlier results from the planning phase to recruit new organizations to provide home visiting services, encourage existing ones to adopt more evidence-based home visiting models, and assist in expanding programming.
- www.smartstartofmeck.org

Performance Measures

Output Measures (Numbers)	Prior Years	Current Year July 2023-June 2024
Fiscal modeling conducted and sustainable funding plan developed	N/A	N/A
Integrated data collection system created and tested	N/A	N/A

Use of Evidence

The primary outcome for this project is the expansion of home visiting services in Mecklenburg County. The evaluation design consists of the annual collection and reporting of outputs and outcomes.

The disaggregation of outcomes by demographics can be calculated both by targeted saturation (census tracts, socioeconomic, etc.) of home visiting services and in the evaluation plan for each home visiting model. Currently, Smart Start collects demographic data from all funded EB/EI home visiting programs and reports this data to the North Carolina Partnership for Children. Also, we will analyze components of both program- and system-level implementation that are critical to the replication of high-quality home visiting programs. Recently, Smart Start funded and released the *Landscape Study of Prenatal to age 3 Services and Supports in Mecklenburg County* which can serve as a baseline for relevant demographic data.

Parent Child +

Funding amount: \$300,000

Project Expenditure Category: 2.12 Healthy Childhood Environments: Home Visiting

Project overview

- Charlotte Bilingual Preschool is assisting Spanish speaking Latinx families prepare their children for pre-k by supporting healthy development and school readiness
 - Families will receive bi-weekly visits from Early Learning Specialists, as well as books and educational toys that support literacy
 - Families will also be connected to food, housing, medical, and educational resources
- www.bilingualpreschool.org

Performance Measures

Output Measures (Numbers)	Prior Years	Current Year July 2023-June 2024
Unduplicated monthly number of children served by Mecklenburg County ARPA Grant	81	17
Number of books/educational toys provided	1,542	646
Number of families served annually by Mecklenburg County ARPA Grant.	81	17
Number of home/virtual visits	2,820	1,301
Number of community building activities	53	27


Use of Evidence

ParentChild+, an evidence-based intervention that aims to support families, caregivers, and communities in order to prepare children from diverse backgrounds for success in school. Several studies and evaluations have been conducted to understand the impacts of ParentChild+ (formerly known as the Parent Child Home Program) on child and family outcomes. Examples of this research are described below.

- *Long-Term Academic Outcomes of Participation in the Parent-Child Home Program (PCHP) in King County Washington*
- *Playful learning, school readiness, and urban children:*
- *Lasting effects of early education: A report from the Consortium of Longitudinal Studies.*
- *Long-term impact of a verbal interaction program for at-risk toddlers: An exploratory study of high school outcomes in a replication of the Mother-Child Home Program.*
- *Home Again.*

For additional research, see <https://www.parentchildplus.org/knowledge-center/#research>

References



ORS Impact (2015). Long-term academic outcomes of participation in the Parent-Child Home Program (PCHP) in King County, WA. Seattle, WA.

Astuto, J. (2014). Playful learning, school readiness, and urban children: Results from two RCTs. PCHP Annual Meeting. Uniondale, NY. May 2014. New York University.

Lazar, I., & Darlington, R. (1982) Lasting effects of early education: A report from the Consortium of Longitudinal Studies. Monographs of the Society for Research in Child Development, 47.

Levenstein, P., Levenstein, S., Shiminski, J.A., & Stolzberg, J.E. (1998). Long-term impact of a verbal interaction program for at-risk toddlers: An exploratory study of high school outcomes in a replication of the Mother-Child Home Program. *Journal of Applied Developmental Psychology*; 19, 267-285.

Maddon, J., O'Hara, J.M., & Levenstein, P. (1984). Home Again. *Child Development*, 55, 636-647.

Rafoth, M., & Knickelbein, B. (2005). Cohort One Final Report: Assessment Summary of the Parent Child Home Program. An evaluation of the Armstrong Indiana County Intermediate Unit PCHP Program.
Center for Educational and Program Evaluation located at Indiana University of Pennsylv

Parent Child +

Funding amount: \$497,530

Project Expenditure Category: 2.12 Healthy Childhood Environments: Home Visiting

Project overview

- CORE Programs, Inc, is expanding their Parent Child+ program to accommodate 22 additional students.
 - Parent Child+ is a home visiting program that aims to help with early literacy and school readiness with 92 twice-weekly home visits.
 - Children graduate from the program at the end of 46 weeks.
- www.coreclr.org

Performance Measures

Output Measures (Numbers)	Current Year July 2023-June 2024
Number of infants served by early learning center	Obtaining new building space
Number of one-year-old children served by early learning center	Obtaining new building space
Number of two-year-old children served by early learning center	Obtaining new building space
Number of three-year-old children served in Preschool Program	Obtaining new building space
Number of four-year-old children served in Preschool Program	Obtaining new building space

Use of Evidence

Parent Child+, a research-proven home visiting model, prepares young children for school success by increasing language and literacy skills, enhancing social-emotional development, and strengthening the parent-child relationship. Three overarching goals guide program implementation: 1) to increase verbal and non-verbal interaction between the parent and the child; 2) to develop and enhance positive child behaviors; and 3) to promote and encourage early literacy skills. Embedded in the model are quality assurance activities designed to help sites track the following outcomes: parent-child verbal and non-verbal interaction, children’s behavior traits and some aspect of early literacy. ParentChild+ is delivered exclusively in the homes of participants. Services are provided to parent-child dyads through twice-weekly home visits over a two-year period. Each week a gift of a book or educational toy is given to the family, creating a permanent home-library for the family. During the home visit, parent-child dyads are involved in reading, play activities, quality verbal interaction, and developmentally appropriate tasks. The site Coordinator and the Early Learning Specialist also connect families to other community services. ParentChild+ targets families with two- and three-year-old’s who face multiple obstacles to educational and economic success. These risk factors include, living in poverty, being a single or teen-age parent, low parental education status, literacy and language barriers (e.g. immigrant families), and social or geographic isolation.

References

Allen, L., Sethi, A. & Astuto, J. (2007). An Evaluation of Graduates of a Toddlerhood Home Visiting Program at Kindergarten Age. *NHSA DIALOG*, 10(1), 36-57.

Kamerman, S.B. & Kahn, A.J. (1995). *Starting Right*. New York: Oxford University Press.

Lazar, I. & Darlington, R. (1982). *Lasting Effects of Early Education: A Report from the Consortium of Longitudinal Studies*. Monographs of the Society for Research in Child Development 47 (serial #195).

Levenstein, P. & Sunley, R. (1968). Stimulation of verbal interaction between disadvantaged mothers and children. *American Journal of Orthopsychiatry*, 38, 116-121. Levenstein, P. (1970). Cognitive growth in preschoolers through verbal interaction with mothers. *American Journal of Orthopsychiatry*, 40, 426-432

Levenstein, P. (1970). Cognitive growth in preschoolers through verbal interaction with mothers. *American Journal of Orthopsychiatry*, 40, 426-432.

Levenstein, P. (1972): But does it work in homes away from home? *Theory Into Practice* 11, 157-162.

Levenstein, P. & Staff of Verbal Interaction Project. (1976). *Child's Behavior Traits (CBT)*. In O.G. Johnson, ed. *Tests and measurements in child development: Handbook II, Volume I*. San Francisco: Jossey-Bass.

Levenstein, P., Levenstein, S., Shiminski, A.J., & Stolzberg, E.J. (1998). Long-term impact of a verbal interaction program for at-risk toddlers: An exploratory study of high school outcomes in a replication of the Mother-Child Home Program. *Journal of Applied Developmental Psychology* 19(2): 267-285.

Levenstein, P., Levenstein, S. & Oliver, D. (2002). First grade school readiness of former child participants in a South Carolina replication of the Parent-Child Home Program. *Journal of Applied Developmental Psychology*, 23: 331-353.

U.S. Office [Department] of Education, National Center for Educational Communication. (1972). *Mother-Child Home Program, Freeport, New York: Model Programs, Compensatory Education*. Washington, D.C.: U.S. Government Printing Office

Greater Enrichment Program Transportation

Funding amount: \$130,000

Project Expenditure Category: 2.14 Health Childhood Environments: Early Learning

Project overview

- Greater Enrichment Program will expand transportation services for their afterschool and summer camp programs by purchasing 2 new 15-passenger buses.

Performance Measures

Output Measures (Numbers)	Prior Years	Current Year July 2023- June 2024
Number of 12- 14 passenger Childcare Mini buses purchased	1	1
Number of students enrolled in the Greater Enrichment Program (unduplicated)	346	92

Use of Evidence

NA

Parents As Teachers (PAT) Early Childhood Development Program

Funding amount: \$62,500

Project Expenditure Category: 2.14 Health Childhood Environments: Early Learning

Project overview

- YMCA of Greater Charlotte will expand their Parents as Teachers (PAT) program which provides information, support and encouragement that parents need to help promote their children's development during the crucial early years of life..

Performance Measures

Output Measures (Numbers)	Prior Years	Current Year July 2023- June 2024
Number of unduplicated individuals	0	56
Number of children under age 4 served by the PATs program	0	31
Number of age level developmental activities held with children birth to 3	0	246
Number of in-home visits to families by Parent Educator	0	251

Use of Evidence

NA

Freedom School Summer Program

Funding amount: \$211,752

Project Expenditure Category: 2.14 Health Childhood Environments: Early Learning

Project overview

- Freedom School Partners will receive \$260,000 to fund one free Summer Camp Program for students in a high need area..

Performance Measures

Output Measures (Numbers)	Prior Years	Current Year July 2023- June 2024
Number of children enrolled in K-8th grade Freedom School literacy and enrichment program	54	56
Total number of Integrated Reading Curriculum (IRC) instructional hours provided	65	22.5
Number of children enrolled who come from low-income families	43	42

Use of Evidence

NA

Families Doing Time

Funding amount: \$300,000

Project Expenditure Category: 2.14 Health Childhood Environments: Early Learning

Project overview

- The Center For Community Transitions will expand their Families Doing Time Program which addresses the overall social emotional wellbeing of children who have an incarcerated parent.

Performance Measures

Output Measures (Numbers)	Prior Years	Current Year July 2023- June 2024
Number of school partnerships	0	9
Number of students who are evaluated on both the pre-assessment and post-assessment.	0	59
Number of students served by the Families Doing Time Program	0	59
Number of home visits/intakes	0	36
Number of intakes completed during home visits	0	31
Number of wraparound service referrals	0	28

Use of Evidence

NA

Strive to Thrive

Funding amount: \$273,131

Project Expenditure Category: 2.14 Health Childhood Environments: Early Learning

Project overview

- Strive CLT will expand enrollment for their afterschool program that serves students in the Southside Homes community.

Performance Measures

Output Measures (Numbers)	Prior Years	Current Year July 2023- June 2024
Number of eligible K-3 students enrolled Stive CLT afterschool program	13	32
Number of staff who operate the Strive CLT afterschool program	6	10
Number of individuals who volunteer at the Strive CLT afterschool program	18	79
Number of students tutored in reading literacy	26	193
Number of vocabulary reinforcement activities held	36	177

Use of Evidence

StriveCLT offers Active Reading tutoring weekly, at least three days per week, during our Afterschool program. Active Reading is considered an evidence-based method supporting increased reading literacy [see Charlotte-Mecklenburg Library and Read Charlotte]. Our Active Reading is conducted by volunteer tutors, who are not compensated. The program is overseen by one of our Afterschool Coordinators. She is not compensated through ARPA funding for that particular component because we began using Active Reading as our literacy tutoring of choice before we received the ARPA grant. We do provide data about it monthly, however, because two of our ARPA performance measures ask the following questions:

- Number of individuals who volunteer at the StriveCLT afterschool program.
- Number of students tutored in reading literacy.

Active Reading is a research-based approach designed and implemented with the goal of supporting skills development in improving children's vocabulary and comprehension skills. Information to document it as an evidence-based intervention can be found at the following sites:

<https://www.cmlibrary.org/active-reading>

<https://www.readcharlotte.org/initiatives/active-reading/>

POP's Passion

Funding amount: \$275,000

Project Expenditure Category: 2.14 Health Childhood Environments: Early Learning

Project overview

- POP's Passion will expand their community based afterschool program for students who attend Burns Academy and Thomasboro Elementary.

Performance Measures

Output Measures (Numbers)	Prior Years	Current Year July 2023- June 2024
Number of parents who attend monthly meetings	0	66
Number of invites distributed to individuals who live in disproportionately impacted communities	0	250
Number of students who attend weekly life skill sessions	0	126
Number of students who attend mental health life skill sessions	0	63
Number of children enrolled in the K-8 summer camp at no charge	0	26
Number of children enrolled in the K-8 after school program at no charge	0	88

Use of Evidence

NA

Youth Academic Enrichment Program

Funding amount: \$415,000

Project Expenditure Category: 2.14 Health Childhood Environments: Early Learning

Project overview

- Mount Carmel Baptist Church will provide full-day summer camp to students from Tuckaseegee and Paw Creek Elementary.

Performance Measures

Output Measures (Numbers)	Prior Years	Current Year July 2023- June 2024
Number of parents who attend parent engagement workshops aimed at providing parents with strategies to support learning beyond the classroom	0	40
Number of parents who receive reading kits and supplies to support learning at home	0	53
Number of students in grades K-3 who attend the summer program	0	125

Use of Evidence

NA

Castle’s Daycare

Funding amount: \$450,000

Project Expenditure Category: 2.14 Health Childhood Environments: Early Learning

Project overview

- Castle's Daycare Academy will expand access to their early childhood development program and increase access to affordable childcare services..

Performance Measures

Output Measures (Numbers)	Prior Years	Current Year July 2023-June 2024
Number of students enrolled in the program	30	30
Student to teacher ratio in Pre-K program	30:3	30:5
Number workshops or conferences held to address leadership development, workforce development, financial literacy, entrepreneurship, business development, or parenting	1	1

Use of Evidence

NA

KEFA Tutoring and Mentoring Academy

Funding amount: \$432,320

Project Expenditure Category: 2.14 Health Childhood Environments: Early Learning

Project overview

- The Save Our Children Movement, Inc. will expand their afterschool and summer programs in high needs areas of Charlotte.

Performance Measures

Output Measures (Numbers)	Prior Years	Current Year July 2023-June 2024
Number of children enrolled in KEFA Summer Camp	48	Summer camp in progress
Number of children ages birth to 3 (B-3) who participate in "in home" KEFA services	3	
Number of neighborhood events held to spread awareness of KEFA services	2	15
Number of child-welfare involved or foster care families who are referred to KEFA	17	200
Number of reading activities held with child welfare involved or foster care children	48	3,210
Number of math activities held with child welfare involved or foster care children	36	3,210

Use of Evidence

The Save Our Children Movement Inc is utilizing a form of "impact evaluation" to gauge the effects of our KEFA Academy. They have taken a pilot program from the fiscal year 2022-2023 and placed this project under the scrutiny of an impact evaluation standard. Their intention is to implement our measures and then ascertain the outcomes of employing these measures over three complete years.

"Outcome/effectiveness evaluation measures program effects in the target population by assessing the progress in the outcomes or outcome objectives that the program is to achieve. Impact evaluation assesses program effectiveness in achieving its ultimate goals."

<https://www.cdc.gov/std/program/pupestd/types%20of%20evaluation.pdf>

Early Learning Center

Funding amount: \$3,000,000

Project Expenditure Category: 2.14 Health Childhood Environments: Early Learning

Project overview

- Charlotte Bilingual Preschool will increase access to affordable childcare by renovating a new location on Plaza Road.

Performance Measures

Output Measures (Numbers)	Prior Years	Current Year July 2023- June 2024
Number of infants served by early learning center	0	0
Number of one-year-old children served by early learning center	0	0
Number of two-year-old children served by early learning center	0	0
Number of three-year-old children served in Preschool Program	0	0
Number of four-year-old children served in Preschool Program	0	0

Use of Evidence

NA

Summer Camp Scholarships

Funding amount: \$791,000

Project Expenditure Category: 2.37 Economic Impact Assistance: Other

Project overview

- The Summer Camp Fund seeks funding to provide low-income children with summer camp scholarships.
 - The Summer Camp Fund anticipates sending 176 kids to camp in 2022, 645 kids in 2023, and 645 kids in 2024.
- www.summercampa.org

Performance Measures

Output Measures (Numbers)	Prior Years	Current Year July 2023-June 2024
Number of children receiving scholarships funded by Mecklenburg County ARPA Grant	180	719
Number of camps receiving funding from Mecklenburg County ARPA Grant	9	24
Number of camp weeks funded by ARPA	203	871

Use of Evidence

Program provides camp scholarships to children of low-income families who otherwise would be unlikely to have this experience that is a regular and valued part of the lives of their more affluent peers. Thereby:

- Providing a nature-based experience which stimulates appreciation for the environment, at the same time offering high-quality programming and activities which build independence, problem-solving and team skills.
- Helping to bridge summer learning loss by ensuring our partner camps offer a literacy component in their programming.
- Offering swimming and/or water safety lessons, skills often lacking in children from low-income families, a significant safety issue.
- Exposing children to new experiences and people from diverse backgrounds, in order to expand their vision of what could be.

While all of these outcomes were valuable pre-pandemic, they are even more so after two years of isolation for many children, resulting in learning loss and mental health issues for so many youth.

Citations for Our Evidence-Based Interventions:

Peterson, T.K., Ph.D., and Anthony II, K.A., Ed.D., *Evidence Base for Summer Enrichment and Comprehensive Afterschool Opportunities (2021)*.
https://www.afterschoolalliance.org/afterschoolsnack/Evidence-Base-for-Summer-Enrichment-and-Comprehensive_06-24-2021.cfm

Parks, Environment, and Infrastructure

Ambient Air Monitoring Program

Funding amount: \$420,000

Project Expenditure Category: 1.14, Other Public Health Services

Project overview

- The project is to improve the County’s existing air quality monitoring equipment. Project will:
 - Replace 10 pieces of monitoring equipment ranging in age from 10-22 years old.
 - Purchase a backup fine particulate matter monitor.
 - Replace a failing HVAC unit at one monitoring station
 - Purchase a vehicle, and 2 monitors to be used for portable monitoring.

Baccalaureate School Gymnasium Renovation

Funding amount: \$2,000,000

Project Expenditure Category: 1.14, Other Public Health Services

Project overview

- The Town of Davidson will repair and renovate the former historic Charlotte Mecklenburg School's MS International Baccalaureate School gymnasium. Funding will support the town’s first public indoor recreational space that can also be used for youth and senior activities.

Performance Measures

Output Measures (Numbers)	Prior Years	Current Year July 2023-June 2024
Number of programs offered with ARPA funding	0	0
Number of participants enrolled with ARPA funding	0	0
Number of scholarships awarded	0	0

Use of Evidence

NA

Replace Lead Pipes

Funding amount: \$250,000

Project Expenditure Category: 2.20 Social Determinants of Health: Lead Remediation

Project overview

- Cherry Community Organization will contract with professional vendors and subcontractors to replace all existing lead pipes with nonlead-based materials for housing owned by the organization built between 1921 and 1925. Mediation assessments are also included. The replacement of the pipes will mitigate the effects of toxic contaminants for the tenants that reside in the 10-11 homes identified.
- www.thehistoriccherry.com

Performance Measures

Output Measures (Numbers)	Prior Years	Current Year July 2023-June 2024
Number of eligible households identified (Owned by Cherry Community Organization)	13	0
Number of households contracted for service	13	0
Number of households with 100% replacement service lines	0	13

Use of Evidence

NA

Wi-Fi for Parks and Recreation Centers

Funding amount: \$1,310,000

Project Expenditure Category: 1.14 , Other Public Health Services

Project overview

- The project is to provide free or boosted public Wi-Fi service at eight recreation centers or pavilions and six parks. The service would be accessible inside the facilities and in the parking areas outside of the facilities. The outdoor Wi-Fi would allow for free public usage, and indoor Wi-Fi would bolster the Department's ability to offer programming requiring Internet access. The project will also provide Internet access for neighborhood residents who do not have it at home. The sites are located in a Meck Playbook "priority area." Mecklenburg County IT staff and contractors would be involved in the Wi-Fi installation and services provided. Design work is expected to begin the Fall of 2022 and construction is expected to begin the Summer of 2024.

Archdale Park

Funding amount: \$4,000,000

Project Expenditure Category: 6.1, Revenue Replacement

Project overview

- The project is to begin design and construction of improvements and expansion of amenities within Archdale Park, which is an existing 16.6-acre park located in a south region QCT and defined as a "priority community" in the Meck Playbook. Existing amenities include a basketball court, picnic shelter, playground, and multipurpose field. The County Park and Recreation Master Plan found this park to be in poor condition in comparison to other parks in the County. Design work is expected to begin the Fall of 2022 and construction is expected to begin the Summer of 2024.

Druid Hills Park

Funding amount: \$1,000,000

Project Expenditure Category: 6.1, Revenue Replacement

Project overview

- The project is for the final phase of the Druid Hills Park master plan, which includes an expanded shelter with restrooms to support outdoor community programming, additional picnic shelters, expanded walking trails, and a larger community garden. Construction is expected to begin the Summer of 2022.

Historic Stewart Creek Enhancement Project

Funding amount: \$3,582,500

Project Expenditure Category: 6.1, Revenue Replacement

Project overview

- The project executes the final phase of the Historic Stewart Creek Enhancement Project, which is expected to create stable stream banks, reduce bacteria levels, restore the habitat, and improve aquatic life for one mile of stream.
 - Phase I construction is complete
 - Phase II construction is underway with an anticipated completion date of Spring 2023.
 - Phase III will build upon prior investments, resulting in 3.3M+ miles (64.3%) of Stewart Creek being restored. Phase II construction should be completed in Spring of 2024.

LC Coleman Park

Funding amount: \$2,000,000

Project Expenditure Category: 6.1, Revenue Replacement

Project overview

- The project will replace existing park amenities, invest in new amenities to expand park offerings, and improve accessibility from all entrances into the park. Design work is expected to begin the Fall of 2022 and construction is expected to begin the Summer of 2024.

Monroe Road Park

Funding amount: \$2,500,000

Project Expenditure Category: 6.1, Revenue Replacement

Project overview

- The project is to begin design and construction of Monroe Road Park, anticipated to begin in the Fall of 2022 and Summer of 2024, respectively. These improvements will also align with the relocation of a County recycling center currently under design on a small portion of this site.

Irwin Creek Stream Enhancement Project at the Old City Landfill

Funding amount: \$2,350,000

Project Expenditure Category: 6.1, Revenue Replacement

Project overview

- The project is for the Irwin Creek Stream Enhancement project at the Old City Landfill. The project will stabilize stream banks, eliminate landfill waste/leachate from entering the creek, reduce bacteria levels and enhance habitat for improving aquatic life for 0.9 miles of stream.

Inclusive and Accessible Playgrounds with Paths of Travel

Funding amount: \$2,960,000

Project Expenditure Category: 6.1, Revenue Replacement

Project overview

- The project will provide fully inclusive and accessible playgrounds for 4 parks, fully accessible playground surfaces for 9 parks and sensory pathways, accessible paths of travel for 4 parks. Playgrounds, surfacing and paths of travel will meet ADA requirements.

Workforce and Economic Development

ARPA Administration

Funding amount: \$2,351,985

Project Expenditure Category: 7.1: Administrative Expenses

Project overview

- The County committed SLFRF funds to establish the ARPA Program Team, made up of a Program Manager, Management Analyst, Procurement Analyst, Auditor, and Accountant II. The Team's responsibility is to administer all funding in accordance with Treasury and County guidelines, manage all reporting and compliance requirements, and coordinate with recipients to monitor project goals and outcomes. The Team also developed a public facing website to serve as an information hub of how SLFRF funds are being resourced, how local nonprofits and businesses can request funding, and how other sources of pandemic relief are supporting community needs.

The County also committed ARPA funds to a marketing campaign to encourage community participation in the development of plans and priorities for allocation of SLFRF funds. The campaign helped ensure everyone, especially communities disproportionately impacted by the pandemic and those historically marginalized, were represented in plan development.

ESL and Citizenship Preparation

Funding amount: \$677,538

Project Expenditure Category: 2.37 Economic Impact Assistance: Other Districts

Project overview

- International House is expanding their education and workforce development programs that aim to help immigrants become proficient English speakers and prepare for citizenship.
 - The program includes citizenship classes, individual tutoring programs, and career coaching
 - The provider will add three new ESL classes (Navigating the Community, Financial Literacy, and Employment in the US) that will last 8 weeks.
 - In addition, the provider will add another Immigration Attorney that will increase the capacity of its Immigration Law Clinic.
- www.ihclt.org

Performance Measures

Output Measures (Numbers)	Prior Years	Current Year July 2023-June 2024
Adult immigrants enrolled in Workforce Development ESL classes and/or Citizen Preparation classes.	393	678
Adult immigrants will be paired with tutors annually to support them in their integration process	185	181
Number of instruction hours offered per client per 8-week cycle	32	32
Increased capacity of Immigration Legal Clinic due to this grant	149	300
Number of immigration documents that could lead to more stable employment based on legal representation by our Immigration Law Clinic	914	98
Adult immigrants holding professional credentials from other countries will receive one-on-one career coaching	46	141
Adult immigrants who will receive one-on-one career coaching	92	242

Use of Evidence

Project focuses on providing workforce development centered educational services to adults through group ESL classes, individual tutoring, and career counseling. Our program utilizes evidence-based research to drive the development and implementation of these programs. In 2015, World Education Service (WES) conducted a research study to look for patterns and trends in the immigrant community that increase one’s likelihood of achieving success in the U.S.; “The online study surveyed 4,002 respondents, producing exciting new findings which shed light on the essential role that social capital, English skills, workplace acculturation, and other factors play in helping immigrant professionals succeed.” (Bergson-Shilcock, 2015). The findings produced from

research studies like these, drive the development of best-practices in our own programs.

For example, one of the key findings from this research was that “English really matters: Across the board, stronger English language skills were correlated with virtually every possible measure of immigrant economic success. Nearly half of respondents (40%) who reported speaking English as their primary language had achieved earnings success.” (Bergson-Shilcock, 2015). Our Adult Education programs emphasize the importance of learning English and provide free courses for adult learners in the community at the Beginning, Intermediate, and Advanced levels. Our ESL teachers go through a rigorous 9-hour training course on working with adult learners, cultural sensitivity, growth-mindset, and strategies for correcting grammar and speech. The teacher training incorporates a variety of evidence-based teaching practices including Growth Mindset and Malleable Intelligence Theory and the Four Principles of Language Learning. The latter comes from textbook, “Teaching Adults ESL: a teacher resource book” published by New Readers Press, the publishing branch of the renowned ProLiteracy organization.

As a nation-wide leader in the field of adult literacy and basic education research, materials published by ProLiteracy’s New Readers Press are widely regarded as top-choice selections for educators. ProLiteracy’s citizenship textbooks are also used by our citizenship-preparation program. Additionally, our citizenship-preparation program utilizes study materials published directly from USCIS, the federal agency that conducts naturalization interviews. Our traditional ESL classes will use a curriculum that is aligned to the English Language Proficiency Standards for Adult Education with correspondences to College and Career Readiness Standards for English Language Arts and Literacy, and Mathematical and Science Practices—the same content standards used by NC Community College adult basic education programs. Teachers will be introduced to this curriculum and these content standards during their training, to ensure class quality and that the content being covered is relevant to adult learners and level-appropriate. All courses of English-language instruction contribute to an immigrant adult’s employability and likelihood of achieving career success here in Charlotte. The curriculum covers topics like Healthy Living, Financial Literacy, Emergency Preparation, Navigating the Community, with one 8-week class session specially devoted to Employment-focused English. Our Citizenship-preparation program is on-going throughout the year.

Citations:

Bergson-Shilcock, Amanda and Witte, James. *Steps to Success: Integrating Immigrant Professionals in the U.S.* New York, NY: World Education Services, 2015. WES: <https://www.wes.org/partners/global-talent-bridge/>

Teaching Adults: an ESL Resource Book, New Readers Press: a ProLiteracy Publishing Company, 2012. ProLiteracy: <https://www.proliteracy.org/What-We-Do/Overview>
USCIS: www.uscis.gov

U.S. Department of Education, Office of Career, Technical and Adult Education. *Adult English Language Proficiency Standards for Adult Education*. Washington, DC, 2016. Web: <https://lincs.ed.gov/publications/pdf/elp-standards-adult-ed.pdf>

Yeager, D. S., & Dweck, C. S. (2020). What can be learned from growth mindset controversies? *American Psychologist*, 75(9), 1269–1284. <https://doi.org/10.1037/amp0000794>

Healthcare Workforce Development

Funding amount: \$1,780,172

Project Expenditure Category: 2.10 Assist to Unemployed or Underemployed Workers

Project overview

- Expansion of the Health Cares-Healthy Careers program, which is an online training platform to train and develop young professionals for entry-level positions in healthcare (focus on dental assisting).
 - The program helps secure certifications and offer participants an opportunity to train with healthcare professionals, while receiving a \$15/hr stipend for 20 hrs per week for 12 weeks (\$180K).
- www.cltblkchamber.com

Performance Measures

Output Measures (Numbers)	Prior Years	Current Year July 2023-June 2024
Number of unduplicated individuals served by Mecklenburg County ARPA Grant	80	91

Use of Evidence

NA

Pace Program

Funding amount: \$156,857

Project Expenditure Category: 2.10 Assistance to Unemployed or Underemployed Workers

Project overview

- The Pre-Apprenticeship Construction Experience (PACE) program allows up to 80 participants to train-work 40 hours a week with different employers, obtaining general knowledge from different trade paths, and earn a salary (\$12/hour or \$5,760) for the 12-week training period (divided into three phases)
 - Phase 1: 20 students receive an Intensive Induction training centered around construction safety, career mindset, and skills developed specifically around the needs of the employers and their trade.
 - Phase 2: Craft & Trade Academy partners with different construction employers that host participants as interns. Employers offer experiences in trades such as Electrical, Carpentry, Tile, and HVAC. 20 participants are divided into groups of four that rotate among employers every two weeks for 10 total weeks. (Employers may extend employment offers at end of rotation)
 - Phase 3: Upon program completion and job acceptance, participants are placed solely under the care of the employer with monthly check-ins from the Craft and Trade Academy. Candidates who complete the program satisfactorily receive a set of tools at no cost, allowing them to enter the construction marketplace with the proper tools for their trade path.
- <https://craftandtradeacademy.org>

Performance Measures

Output Measures (Numbers)	Prior Years
Number of individuals entering program	39
Number of individuals successfully graduating from PACE Program instructional course	34
Number of individuals successfully completing employer rotation	25
Number of individuals receiving and accepting an offer of employment	21
Average number of job offers per individual	5
Number remaining in employment at six months	0

Use of Evidence

NA

Pathway Tutoring and Education

Funding amount: \$854,906

Project Expenditure Category: 2.37 Economic Impact Assistance: Other

Project overview

- Angels & Sparrows is expanding their two-generation education program, which includes tutoring for children (to bridge learning gaps resulting from COVID 19), as well as ESL classes for parents. The program plans to add high school equivalency classes, Accelerated Career Training, and Vocational Training through partnerships with other local agencies.
- www.angelsandsparrows.org

Performance Measures

Output Measures (Numbers)	Prior Years	Current Year July 2023-June 2024
Number of High School Equivalency class attendees	5	6
Number of students receiving facilitated Accelerated Career Training	0	0
Number of students enrolled in Vocational Training	2	6
Number of students receiving high-quality tutoring school year	47	71
Number of teens taking SAT/ACT Test preparation class	5	18
Number of children enrolled in Pathway Program	45	71

Use of Evidence

Angel and Sparrows plans to employ a Two Generation Approach to connect the families we serve with tutoring for children and foundational education programs for their parents

“The two-generation framework draws on a history of efforts to address the needs of both children and parents while capitalizing on the implications of what science has demonstrated: the development of children and parents is inextricably linked.” Lombardi, J., Mosle, A., Patel, N., Schumacher, R., & Stedron, J. (2014). Gateways to Two Generations: The Potential for Early Childhood Programs and Partnerships to Support Children and Parents Together. Aspen Institute. Washington DC: Ascend at the Aspen Institute.

“We know that a family’s earnings increase 1.5 times with an associate’s degree compared to a high school diploma.” The Aspen Institute & Georgetown University McDonough School of Business Global Social Enterprise Initiative. (2014). The Bottom Line: Investing for Impact on Economic Mobility in the U.S. Washington DC: The Aspen Institute.

“The share of U.S. jobs requiring a college degree will increase to 63% in the next decade.” The Aspen Institute & Georgetown University McDonough School of Business Global Social Enterprise Initiative. (2014). The Bottom Line: Investing for Impact on Economic Mobility in the U.S. Washington DC: The Aspen Institute.

"A \$3,000 difference in a parent's income when their child is young is associated with a 17% increase in the child's future earnings." Lombardi, J., Mosle, A., Patel, N., Schumacher, R., & Stedron, J. (2014). *Gateways to Two Generations: The Potential for Early Childhood Programs and Partnerships to Support Children and Parents Together*. Aspen Institute. Washington DC: Ascend at the Aspen Institute.

"Children from low-income families often enter kindergarten 12 to 14 months behind their peers in pre-reading and language skills and over 84% of them are 'below proficient' in reading by fourth grade." The Aspen Institute & Georgetown University McDonough School of Business Global Social Enterprise Initiative. (2014). *The Bottom Line: Investing for Impact on Economic Mobility in the U.S.* Washington DC: The Aspen Institute.

Annie E. Casey Foundation. (2010). *Early Warning! Why Reading by the End of Third Grade Matters*. Baltimore: Annie E. Casey Foundation.

"The parent's level of education correlates with their level of expectation for their children's success and results in encouragement for the child to develop high expectations of their own." Long-Term Effects of Parent's Education on Childhood Educational & Occupational Success. *Merrill Palmer Q* (Wayne State Univ Press). 2009 July. 55(3): 224-249. doi10.1353/mpq.0.0030.

"If women, minorities, and children from low-income families were to invent at the same rate as white men from high-income (top 20%) families, the rate of innovation in America would quadruple." Bell, A., Chetty, R., Jaravel, X., Petkova, N., & Van Reenen, J. (2019, May). Who Becomes an Inventor in America? The Importance of Exposure to Innovation. *The Quarterly Journal of Economics*, 134(2), 647-713.

Program Expansion

Funding amount: \$275,000

Project Expenditure Category: 2.10 Assistance to Unemployed or Underemployed Workers

Project overview

- ASPIRE Community Capital's is expanding their current business training programs that focus on aspiring entrepreneurs of color from distressed, low- to moderate income communities, but with a focus on mental health, sector-specific business development.
 - Business Readiness Program (BRP)- a virtual, seven-week, interactive course designed for small business entrepreneurs whose businesses may still be in the ideation phase or who require assistance to further develop their business model.
 - Community Business Academy (CBA)-this 12-week course offers business training for entrepreneurs with emphasis on critical business fundamentals such as business planning, finance, marketing, problem-solving, and more.
 - Business Accelerator Services (BAS) program, which provides one-on-one coaching and business development resources to further strengthen and grow the participant's business. Participants meet bi-weekly for 6 weeks with a business coach to develop 90-day action plans and assess the ongoing execution of the outlined action items, which are focused on the growth and sustainability of their small business.
- www.aspirecommunitycapital.org

Performance Measures

Output Measures (Numbers)	Prior Years	Current Year July 2023-June 2024
Number of individuals who complete the Business Readiness Program	0	48
Number of individuals who complete the Community Business Academy (CBA)	0	15
Number of CBA participants who move into Business Accelerator Services (BAS)	0	15

Use of Evidence

Aspire Community Capital will engage in program evaluation with this funding. They are planning to contract with UNC Charlotte for program evaluation. Aspire will provide the specifics of the program evaluation once they have time to plan with the external evaluator. The evaluation is included as part of our contract and deliverables.

REEP 3.0

Funding amount: \$782,800

Project Expenditure Category: 2.10 Assistance to Unemployed or Underemployed Workers

Project overview

- The ReEntry Entrepreneurship (REEP) program will provide comprehensive and applied workforce and entrepreneurial training to formerly incarcerated persons.

Program will offer training in 3 main phases over a 12-month period

- LEARN phase: Teaching tech fundamentals; cognitive skills + EQ/business communications (presentation & writing); business modeling (entrepreneur or employee). cognitive skills + EQ/business communications
 - EARN Phase - Opportunity for additional credentialing + internships w/area (fair-chance) employers OR test entrepreneurial business-model + customer discovery
 - BUILD Phase - participant will choose either an employment or entrepreneurial career path. Entrepreneurial path will be equipped with a Business-in-a-Box toolkit (including material resources, back-office support, coaching and kick-starter capital – participants would then be eligible for the RECONNEX program/application) or building a new career as a value-added entry level employee through the internship. For those entering the entrepreneurial path, the program will provide 10 - \$5,000 kick starter grants per year to participants.
- www.citystartuplabs.com

Performance Measures

Output Measures (Numbers)	Prior Years	Current Year July 2023-June 2024
Number of participants in REEP: LEARN/EARN/BUILD	14	29

Use of Evidence

The Learn, Earn and Build (LEB) model for entrepreneurship training takes participants through approximately six months of training to help them learn core competencies and entrepreneurship, earn via an apprenticeship where they seek validation of their business model, then build out their business with the aid of our funding and other supportive services.

As the formerly incarcerated often faces stigmas and challenges that prevent them from getting viable employment, another alternative is entrepreneurship. According to Hwang & Phillips (2020), there is “*supportive evidence that entrepreneurship provides formerly incarcerated individuals with higher income compared to their earnings from employment, helping individuals with criminal records to close the income gap.*”

Should participants choose to become valued-added employees rather than or in addition to pursuing entrepreneurship, LEB also plans to address most of the foundational skills as outlined in the McKinsey Global Institute’s research regarding the future-proofing of citizen’s skills for the

world of work. McKinsey identified 56 foundational skills, or DELTAs: “*These skills showed that higher proficiency in them is already associated with a higher likelihood of employment, higher incomes, and job satisfaction.*”

References

McKinsey & Co. Defining the Skills Citizens Will Need in the Future World of Work

By Marco Dondi, Julia Klier, Frédéric Panier, and Jörg Schubert, June 2021

<https://www.mckinsey.com/industries/public-and-social-sector/our-insights/defining-the-skills-citizens-will-need-in-the-future-world-of-work>

Hwang, Kylie & Phillips, Damon. (2020). Entrepreneurship as a Response to Labor Market Discrimination for Formerly Incarcerated People. 10.13140/RG.2.2.22562.38080.

Marco Dondi, Julia Klier, Frédéric Panier, and Jörg Schubert (June 25, 2021) McKinsey, “Defining the skills citizens will need in the future world of work” Retrieved from:

<https://www.mckinsey.com/industries/public-and-social-sector/our-insights/defining-the-skills-citizens-will-need-in-the-future-world-of-work>

Ramakers, A., Nieuwbeerta, P., Wilsem, J. V., & Dirkzwager, A. (2016). Not just any job will do: A study on employment characteristics and recidivism risks after release. *International Journal of Offender Therapy and Comparative Criminology*, 1-24. doi:10.1177/0306624X166361

STEAM Training

Funding amount: \$234,277

Project Expenditure Category: 2.25 Addressing Educational Disparities: Academic, Social, and Emotional Services

Project overview

- Powerup USA is providing after-school and summer programs focused on STEAM enrichment, activities, and instruction for youth, as well as training for adults
 - Goal #1 – To facilitate and manage after-school and summer STEAM programs and provide STEM workshops and programs within the community to youth, low-income adults, displaced workers, and senior citizens.
 - Goal #2 – To expose the community to cultural diversity in STEAM areas.
- www.powerupusa.org

Performance Measures

Output Measures (Numbers)	Prior Years	Current Year July 2023-June 2024
Number of registered adults in Job preparedness/Readiness	36	90
Number of Youth enrolled in the STEAM program (Afterschool or Summer)	115	17
Number of Artist participating in the Film Festival	143	147
Number of Artist participating in our monthly Meetups	79	51

Use of Evidence

Power Up USA uses a Descriptive evaluation that does the following:

- Helps show whether our program is operating as planned, and provides us with feedback about the services we offer.
- Determine whether our program is producing the types of outputs and outcomes we want.
- Help clarify program processes, goals outputs and outcomes

Pre and post testing/outcome measurement of participants during the program period will allow us to see if our program is operating as intended.

Survey, interview or focus group data relating to program experiences. This might involve open-ended surveys, interviews or focus groups of a randomly or systematically selected group of program participants. These data collections can be designed to collect data from people who either fairly represent our service population (e.g. are selected using a randomization process) or who are targeted because they can provide useful information (e.g. only participants who have attended all program sessions are surveyed).

Power Up USA will use A multi-method evaluation (descriptive study) including a questionnaire, observation, test, and existing data to get information on the intended change as well as the relations between participants' program performance and self-confidence

Vocational Training

Funding amount: \$1,050,000

Project Expenditure Category: 2.10 Assistance to Unemployed or Underemployed Workers

Project overview

- NCIA is expanding their current vocational training program that focuses on veterans, justice-involved individuals, homeless residents, and other disadvantaged individuals. The program is broken into four steps:
 - Step 1: Provide extensive, industry-recognized vocational certification in one of three vocational/credentialing tracks: Automotive Repair, Commercial Driver's License (CDL) Class B, or HVAC/R
 - Step 2: Deploy comprehensive Workforce Development Institute to teach job readiness skills, conflict management, financial literacy, and resume-writing strategies, as well as other necessary skills
 - Step 3: Provide customized case management to eradicate barriers that have previously prevented gainful employment
 - Step 4: Facilitate job placement by offering opportunities with the local companies with whom the applicant partners
- www.ncianet.org

Performance Measures

Output Measures (Numbers)	Prior Years	Current Year July 2023-June 2024
Number of individuals served by Mecklenburg County ARPA Grant	84	42
Industry Recognized Credentials Acquired (Goal: 75% or higher) Goal is cumulative to include all industry recognized credentials for all students in training. Credentials are as followed: - CDL Class B License - HVAC Employment Ready Certifications (Electrical, Heat & Gas, Refrigerant) and CFC Universal Certification - Automotive ASE Brakes Certification, Dayco Drive Belt Certification and ALLDATA Certification	131	101

Use of Evidence

NA

Creative Entrepreneurs Initiative

Funding amount: \$509,750

Project Expenditure Category: 2.10 Assistance to Unemployed or Underemployed Workers

Project overview

- The Creative Entrepreneurs Initiative will provide workforce preparedness and access to training opportunities to help Mecklenburg artists and creatives. The funds will provide two 4-month semesters per year.

Performance Measures

Output Measures (Numbers)	Prior Years	Current Year July 2023- June 2024
Number of unduplicated individuals enrolled in the Creative Entrepreneurs Initiative	13	45
Number of duplicated non-cohort individuals who attend Creative Entrepreneurs Initiative modules in-person	219	550
Number of duplicated non-cohort individuals who attend virtual curriculum learnings outside of Creative Entrepreneurs Initiative participants	54	424
Number of applications to the Creative Entrepreneurs Initiative from Mecklenburg artists and creatives	103	235

Use of Evidence

Charlotte Is Creative is conducting program evaluations for various components of our Creative Entrepreneurs Initiative (CEI). Applicants for the CEI cohort and registrants for in-person and virtual programs provide demographic data (age, gender, ethnicity/race). In addition to this, CEI cohort members & auditors are asked to complete a survey that includes questions evaluating the following:

- Gained social capital, confidence as a business owner, and results of having a stronger business as a result of the CEI program
- feedback on classes that were most beneficial
- feedback on classes that could be altered or replaced
- additional topics to include in modules
- feedback on additional opportunities that could be offered in the CEI cohort experience
- input on engaging as an alumni of the program

Pathway Program Enhancements

Funding amount: \$395,055

Project Expenditure Category: 2.10 Assistance to Unemployed or Underemployed Workers

Project overview

- Angels and Sparrows will add ancillary services, staff, and expanded programs, for its Pathway Program which focuses on providing a path to livable wages and a promising future for children. The funding will allow the agency to address the needs of Pathway families and ensure successful program outcomes more effectively. Funding will also increase accessibility to one of the few interventions offering economic development opportunities to low-income families who reside in North Mecklenburg.

Performance Measures

Output Measures (Numbers)	Prior Years	Current Year July 2023-June 2024
Number of Pathway teens in grades 9-12 paired with a college coach	0	6
Number of students participating in summer enrichment activities	0	21
Number of Pathway young adults paired with a mentor/coach through the alumni program	0	1
Number of Pathway families receiving childcare so they can access Pathway programming	0	4
# of participants in Mobility Mentoring	0	10

Use of Evidence

Pathway program utilizes the two-generation approach from the Ascend Network/Aspen Institute. The two-generation approach is a strategy that builds family well-being by working with children and the adults in their lives together. It involves identifying the factors that undermine a family's overall well-being, then working with the family to solve problems, access new resources, and sharpen existing skills. Two-generation approach centers on the whole family to create a legacy of educational success and economic prosperity that passes from one generation to the next. The approach has six key components: early childhood education, K-12 education and college/career readiness, post-secondary and employment pathways, social capital, health (including mental health) and economic assets. 100% of our Pathway budget is centered on the two-generation approach. Each of our program components are based off the approach and we implement activities and/or enter into partnerships that strictly align with each of the six key components.

Our key Pathway program goals include:

- Build skills for parents to increase their household income/earn a livable wage
- Provide access to preschool (ages birth to 5), high quality tutoring (ages 5-18) and summer enrichment for students to ensure academic success
- Develop career/college pathways for children and their parents
- Meet families' holistic health needs so they can participate in educational and/or workforce opportunities
- Increase social capital for parents and their children

-
- Offer workshops and establish partnerships that increase the families' knowledge and access to economic assets

Per Scholas IT Training

Funding amount: \$600,000

Project Expenditure Category: 2.10 Assistance to Unemployed or Underemployed Workers

Project overview

- Per Scholas will provide 12 – 14 weeks of tuition-free technical and professional skills training needed to launch quality jobs in the IT sector such as IT Support, Software Engineering, Cybersecurity, and AWS.

Performance Measures

Output Measures (Numbers)	Prior Years	Current Year July 2023- June 2024
Number of individuals served	42	0
Number of Professional Development sessions provided, to include resume development and mock interviews	35	20
Number of Learner Support Team workshops	8	8

Use of Evidence

Per Scholas' entire model is evidence-based and has been proven effective at achieving training and employment outcomes by external evaluators in multiple studies, including multi-year studies by Public/Private Ventures (Sectoral Employment Impacts Study) and MDRC (WorkAdvance). MDRC's findings showed that on average, Per Scholas participants earned nearly 20% more than participants in the control group over seven years; they were 48% more likely than control group members to report being satisfied with their lives; and Per Scholas participants were half as likely to rely on TANF, SNAP, housing assistance or unemployment insurance. In addition, the direct economic return on investment over seven years (including higher after-tax incomes for participants, increased government tax revenues and benefits savings, and financial gains experienced by society as a whole) was found to be at least 8x the total training cost.

Smart Girls Squad STEM Program

Funding amount: \$335,800

Project Expenditure Category: 2.25 Addressing Educational Disparities: Academic, Social, and Emotional Services

Project overview

- Smart Girls will receive funding for its 20-week STEM career education program for 5th-grade girls which increases interest, confidence, and fluency in STEM career pathways.

Performance Measures

Output Measures (Numbers)	Prior Years	Current Year July 2023- June 2024
# of Students Enrolled in Smart Girl Squad STEM Program	0	140

Use of Evidence

NA

Goal Achievers Mentor Program

Funding amount: \$332,944

Project Expenditure Category: 2.25 Addressing Educational Disparities: Academic, Social, and Emotional Services

Project overview

- The Academy of Goal Achievers received funding to support an intensive mentoring program that provides high school students and young adults (18-23) the opportunity to develop into youth leaders and prepare and successfully complete post-secondary education and careers pathways. Key programs use a two generational model to facilitate; increase, prepare and expose students to training and employment opportunities to meet workforce demands now and in the future through college and career readiness, group mentoring and career coaching.

Performance Measures

Output Measures (Numbers)	Prior Years	Current Year July 2023-June 2024
Number of students that attend a college tour	78	145
Number of college tours offered to students	6	15
Number of students that attend the Vocational Trade Fair	0	175
Number of students awarded internal scholarships	0	24
Amount of internal scholarship dollars awarded to students	0	\$15,500
Number of students that are provided a laptop	0	28
Number of students provided bus passes	10	18
Number of students paired with a Career Coaching Mentor	19	35
Number of students that attend Career Coaching group sessions	73	70
Number of High School students placed in a summer internship	0	10

Use of Evidence

NA

She Built This City

Funding amount: \$790,413

Project Expenditure Category: 2.10 Assistance to Unemployed or Underemployed Workers

Project overview

- She Built this City received funding to support expansion of its workforce development program, Women in the Trades Pre-Apprenticeship by adding a second location to train 160 additional participants. The workforce programs provide participants the skills needed to obtain employment with a construction company or apprenticeship program and wrap-around services to remove barriers such as childcare needs, technology needs, and access to transportation.

Performance Measures

Output Measures (Numbers)	Prior Years	Current Year July 2023-June 2024
Total amount of stipends provided to students	\$10,820	\$70,601.00
Number of child supervision provided to workforce participants	72	1227
Number of participants referred to the MeckSuccess Program or other similar agencies	1	48
Number of meals provided to workforce participants and their children	365	2,448
Number of language translation hours provided to Spanish-speaking workforce participants	81	151
Number of Google Chromebooks distributed to workforce participants	12	82
Number of unduplicated participants enrolled in the pre-apprenticeship program	14	64
Number of Pre-apprenticeship program graduates - Cohort Spring FY '23	10	0
Number of Pre-apprenticeship program graduates - Cohort Fall FY '24	0	38
Number of Pre-apprenticeship program graduates - Cohort Spring FY '24	0	22
Number of participants who secure an interview with an employer or apprenticeship	9	43
Number of participants who receive resume writing support	9	75
Number of participants who receive interview readiness support	11	76
Number of participants who complete emotional intelligence training	11	77
Number of participants who complete from Poverty to Wealth Training	10	80

Use of Evidence

She Built This City's pre-apprenticeship is designed to spark interest and build career pathways for women, girls, and marginalized communities in the construction and skilled trades. To effectively increase access to work and employment opportunities by reducing barriers, SBTC is using evidence-based support, including:

- **Weekly stipend:** SBTC has allocated \$16,200 per cohort so that each student may receive up to \$120 per week during the program (based on attendance and punctuality.) The U.S. Department of Labor notes that, "It is recommended to include a cash stipend in your pre-apprenticeship training program. This will help participants pay their bills, which will help you retain your participants." Furthermore, research by Per Scholas found that stipend recipients "spent the funds most frequently on basic needs such as food, utilities, rent, transportation, and other household expenses." She Built This City's pre-apprenticeship is a barrier-breaking program, and weekly stipends help ensure students are not making financial sacrifices to participate in quality training. SBTC spends almost \$3,500 on meals per cohort, and almost \$10,500 on meals for three cohorts per fiscal year.
- **Child Supervision:** Unfortunately, "[m]any young parents balancing work with education or training must pay out-of-pocket child care costs, and the burden is especially high for single parents." In order to make the pre-apprenticeship available to all those dedicated to participating, SBTC provides free child supervision during each class so that a parent does not need to pay for childcare in order to receive training. Child supervision is for nine hours/week over nine weeks, so that \$2,025 is spent per cohort, and \$6,075 for three cohorts in one fiscal year.
- **Language Translation Services:** The Hispanic and Latino populations are the second-fastest growing ethnic group in the United States, but the fastest growing ethnic group in Charlotte/Mecklenburg County. SBTC provides translation services for every class to ensure all communities have access to training. In their research, Jobs for the Future found that a Spanish-language option [opens] up opportunities for ELLs who would not otherwise have been able to participate," which further helps to "improve their work and employability and what they earn." Translation services are provided at each class: three hours per class, three classes per week, nine weeks is \$2,025 allocated for translation services per cohort, and \$6,075 for three cohorts in one fiscal year.
- Finally, pre-apprenticeships are proven to be effective gateways to lucrative careers in the construction industry. They are "an important part of efforts to help low-income individuals and historically excluded populations gain access to apprenticeship opportunities" by offering "women and minorities potential pathways into apprenticeships and jobs in the building trades."

Citations:

U.S. Department of Labor, [Pre-Apprentice Pathways for Women into High Wage Careers](#)

Per Scholas, [Stipend and Skills Training: A Winning Combination](#)

Sandstrom, Heather, et al. "Balancing Work with School and Training while Raising Young Children": Urban Institute, 2019. [Balancing Work with School and Training while Raising Young Children](#)

Jobs for the Future, [Growing Opportunities in Manufacturing through Bilingual Upskilling](#)

Helmer, Matt and Maureen Conway, "Workforce Intermediaries and the Apprenticeship System: Lessons and Implications from the Construction Industry": Aspen Institute, June

Cakeable Vocational Training and Cafe

Funding amount: \$1,010,500

Project Expenditure Category: 2.10 Assistance to Unemployed or Underemployed Workers

Project overview

- Cakeable Charlotte will increase its vocational readiness program for individuals with intellectual and developmental disabilities (I/DD). Funding will support the expansion of the bakery program on Monroe Road and the opening of the Cakeable Cafe at 401 North Tryon Street.

Performance Measures

Output Measures (Numbers)	Prior Years	Current Year July 2023- June 2024
Number of unduplicated individuals who receive specific and transferable job skills development in the Cakeable Café	0	45
Number of unduplicated individuals who receive specific and transferable job skills development in the Cakeable bakery	1	4
Number of workforce development training hours in the Cakeable Café for individuals with Intellectual Development Disabilities	22	2347.15
Number of workforce development training hours in the Cakeable bakery for individuals with Intellectual Development Disabilities	175	1414.5

Use of Evidence

NA

The ROC Charlotte

Funding amount: \$900,000

Project Expenditure Category: 2.25 Addressing Educational Disparities: Academic, Social, and Emotional Services

Project overview

- The ROC Charlotte will expand its ROC-North training facility which currently serves Chambers High by adding a 5,000 SF enclosed flex lab addition to not only serve more Chambers students but also serve students from Garinger High.

Performance Measures

Output Measures (Numbers)	Prior Years	Current Year July 2023-June 2024
Flex Lab Addition Completed	No	Yes

Use of Evidence

NA

Latin American Chamber of Commerce of Charlotte

Funding amount: \$1,500,000

Project Expenditure Category: 2.10 Assistance to Unemployed or Underemployed Workers

Project overview

- The Latin American Chamber of Commerce of Charlotte (LACCC), in partnership with nonprofit Prospera, will receive funding to support a Hispanic/Latino Center for Economic Opportunity in the Albemarle Road Corridor of Opportunity. The Center will serve as a destination for employee recruitment, skill-building, and workforce training.

Performance Measures

Output Measures (Numbers)	Prior Years	Current Year July 2023- June 2024
# of cumulative email addresses gathered through canvassing	0	0
# of surveys completed by Albemarle Corridor residents	0	0
# of Albemarle Corridor residents that visit the center after the grand opening	0	0
Site purchased for Hispanic/Latino Center for Economic Opportunity	No	In Progress
Participants in Portal de Oportunidad - 'Cultivando Talento' job seeker training and corporate networking program	0	0
Participants in Portal de Oportunidad - Third party programming offered on-site at the Center	0	0
Participants in Portal de Oportunidad - 'Entrepreneurship Hub' supporting entrepreneurs a three stages of growth	0	0
Participants in Portal de Oportunidad - One-On-One Entrepreneur Sessions	0	0
Participants in Portal de Oportunidad - Trainings & Seminars	0	0

Use of Evidence

NA

Digital Divide

Funding amount: \$2,917,635

Project Expenditure Category: 2.10 Assistance to Unemployed or Underemployed Workers

Project overview

- The Charlotte Mecklenburg Library will expand their efforts in addressing the digital divide in our community. The expansion will be focused on digital literacy, internet connectivity, device and resource accessibility, and infrastructure.

Performance Measures

Output Measures (Numbers)	Prior Years	Current Year July 2023- June 2024
Number of people served by Digilit Courses Delivered onsite to high need areas	0	1,441
Total Number of Digilit Programs Offered in Spanish	0	352
Total Digital Circulation	0	3,720,083

Use of Evidence

NA

Sheriff's Office Bonus

Funding amount: \$746,000

Project Expenditure Category: 4.1 Public Sector Employees

Project overview

- Treasury guidelines allow premium pay for essential workers. Public safety staff were funded a one-time bonus for their efforts to maintain safety and security in County facilities during the pandemic.

MEDIC Bonus

Funding amount: \$2,056,436

Project Expenditure Category: 4.1 Public Sector Employees

Project overview

- Under the CARES Act guidelines hazard pay or incentive pay is an allowable expense for essential employees (MEDIC employees meet this definition). The local government determines the rate of hazard pay to be provided. It can be a one-time bonus, a percentage of base pay, or compensatory leave.
- Medic staff were funded through a one-time bonus for the elevated health risks they faced and continue to face during the public health emergency.

Mecklenburg County Bonus

Funding amount: \$11,650,044

Project Expenditure Category: 4.1 Public Sector Employees

Project overview

- Treasury guidelines allow premium pay for essential workers. All County employees, by virtue of their employment, are deemed essential and have managed additional responsibilities; many have experienced added risk and made personal sacrifices to support the response to the pandemic. Premium pay for County employees was funded through a one-time bonus.

Community Support Services Staff

Funding amount: \$1,000,000

Project Expenditure Category: 3.2: Rehiring Public Sector Staff

Project overview

- Community Support Services plan to hire six full-time Licensed Clinicians and one full-time Clinical Supervisor which will enable the department to expand mental health services for adults and children experiencing domestic violence.
- Project will expand the County's mental health and related support services and provide crisis intervention and trauma treatment services for adults, children and youth experiencing domestic violence.