



County Administrative Office

Leonard X. Hernandez
Chief Executive Officer

Luther Snoke
Chief Operating Officer

San Bernardino County RECOVERY PLAN

State and Local Fiscal Recovery Funds 2021 REPORT

BOARD OF SUPERVISORS

COL. PAUL COOK (RET.)
First District

JANICE RUTHERFORD
Second District

DAWN ROWE
Vice Chair
Third District

CURT HAGMAN
Chairman,
Fourth District

JOE BACA, JR.
Fifth District

LEONARD X. HERNANDEZ
Chief Executive Officer



San Bernardino County 2021 RECOVERY PLAN

CONTENTS

| | | | |
|------------------------------------|-----------|--------------------------------|-----------|
| GENERAL OVERVIEW | 3 | PROJECT INVENTORY | 16 |
| Executive Summary | 3 | | |
| Uses of Funds | 5 | | |
| Promoting Equitable Outcomes | 13 | | |
| Community Engagement | 15 | | |
| Labor Practices | 15 | | |
| Use of Evidence | 15 | | |

GENERAL OVERVIEW

EXECUTIVE SUMMARY

On March 11, 2021, the American Rescue Plan Act (ARPA) was signed into law and established the \$350 billion Coronavirus State and Local Fiscal Recovery Fund to distribute much needed resources to state and local governments throughout the nation. Of that amount, San Bernardino County has been allocated \$423.5 million, creating an unprecedented opportunity to not only rebuild from the pandemic, but to immediately invest in transformative public service projects that would otherwise remain far into the future.

On June 8, 2021 (amended on August 24, 2021), the County’s Board of Supervisors took its initial step towards investing the funds by passing the *San Bernardino County Local Fiscal Recovery Fund Spending Plan*. This plan allocated the County’s full \$423.5 million through December 31, 2024 into three distinct spending categories and numerous subcategories that aligned with the overarching goal of rebuilding stronger communities in response to the pandemic, as follows:

1. Pandemic Response (\$138.5 million):

The rebuilding of San Bernardino County out of the COVID-19 pandemic must start with the County continuing to provide the core function of basic public health services to our residents. At the time of this writing, the contagious Delta variant is becoming prevalent in all parts of the country and San Bernardino County has a large segment of its eligible population (43.6%) that is currently unvaccinated. In recognition of this concerning development, the Board has allocated \$88.5 million towards Testing, Vaccinations, and County departmental response, which will be used in part to fund innovative ways to engage those residents of the County who are hesitant about receiving a vaccine.

Because the pandemic has had a disproportionate impact on our homeless population, the County is leveraging another \$50 million in ARPA funds to maximize federal and state homelessness and housing resources. To address this complex and growing crisis and capitalize on the significant level of resources that have become available, the County has established a Community Revitalization unit that will coordinate and oversee the County’s ARPA funded initiatives to end homelessness.

2. Economic Recovery (\$175.0 million):

For San Bernardino County, the impact of COVID-19 has mirrored that of the nation and California as a whole. Sectors using lower paid marginally educated workers, including travel, amusement, restaurants, retail and consumer services, were hit particularly hard. This disparate outcome has highlighted one of the fundamental and continued challenges facing San Bernardino County as it relates to its economic recovery—the need for a highly educated workforce.

Although the educational attainment of the County’s residents is a multi-faceted challenge requiring solutions from a wide array of stakeholders, the County’s Board of Supervisors has decided to capitalize on the opportunity to use ARPA funds to provide families with much needed broadband infrastructure, which will help ensure better access to educational programs and services.

The Treasury’s Interim Final Rule also allows for “funds to be used for investments in water and sewer infrastructure needs,...recogniz[ing] the critical role that clean drinking water and services for the collection and treatment of wastewater

and storm water play in protecting public health” (see Interim Final Rule, p. 17 of 39). For the County, clean water projects also represent a base requirement for areas to achieve future economic growth. In accordance with ARPA requirements, the County is partially funding a water project in the City of Chino (up to \$20 million). The County is in the process of implementing an Interim Remedial Action Plan for groundwater contaminated by volatile organic compounds (VOCs) proximate to its County-operated Chino Airport. This remedial plan will reduce toxicity, mobility, and volume in contaminated groundwater, and is most likely to prevent future impacts to downgradient and off-site groundwater resources.

3. Government Operations (\$110.0 million):

As the primary local government response to the COVID-19 pandemic, the County has learned the importance of developing the most efficient and effective programs and services for its residents. It also recognizes the integral role the County Board members play in understanding and advocating for the needs of their particular residents. As a result, ARPA resources have been allocated for Strategic Board Projects (\$35 million), County System Improvements (\$34 million), After Action Planning (\$20 million), Strategic Business Partnerships (\$10 million), and administrative costs (\$11 million). For further detail on these important allocations, see the “Use of Funds” section.

CONCLUSION

To maximize the effective use of its ARPA funds for residents, the County plans to consult numerous community stakeholder groups as projects and programs are developed. The County will use its well-established Vision Element Groups, which consist of subject area experts and community representatives, to fully vet the use of the County’s ARPA funds. There will be a particular focus on ensuring the equitable allocation of funds to benefit residents who have been disproportionately impacted by the pandemic. Through its declaration of racism as a public health crisis the County has recognized that some people in our community enter life well behind – or ahead of – the “starting line” due to existing societal structure rather than individual actions. As a result,

funds will be used on projects and programs that assist the County’s most vulnerable populations. Funds will also be strategically utilized to gain maximum impact by creating evidence-based evaluations to determine the efficacy of programs.

With proper strategic planning and implementation, it is believed that the County’s Local Fiscal Recovery Fund Spending Plan will help our communities emerge from this global pandemic stronger than ever. We believe this opportunity will help to achieve our Countywide Vision of a county that capitalizes on the diversity of its people to create a vibrant economy with high-quality education and community health that can be a home for anyone seeking a sense of community and the best life has to offer.

USES OF FUNDS

On June 8, 2021 (amended on August 24, 2021), the County’s Board of Supervisors took its initial step towards investing the funds by passing the *San Bernardino County Local Fiscal Recovery Fund Spending Plan*. This plan allocated the County’s full \$423.5 million through December 31, 2024 into three distinct spending categories and numerous subcategories that aligned with the overarching goal of rebuilding stronger communities in response to the pandemic, as follows:

American Rescue Plan Act: Local Fiscal Recovery Fund Spending Plan (\$423.5 million)

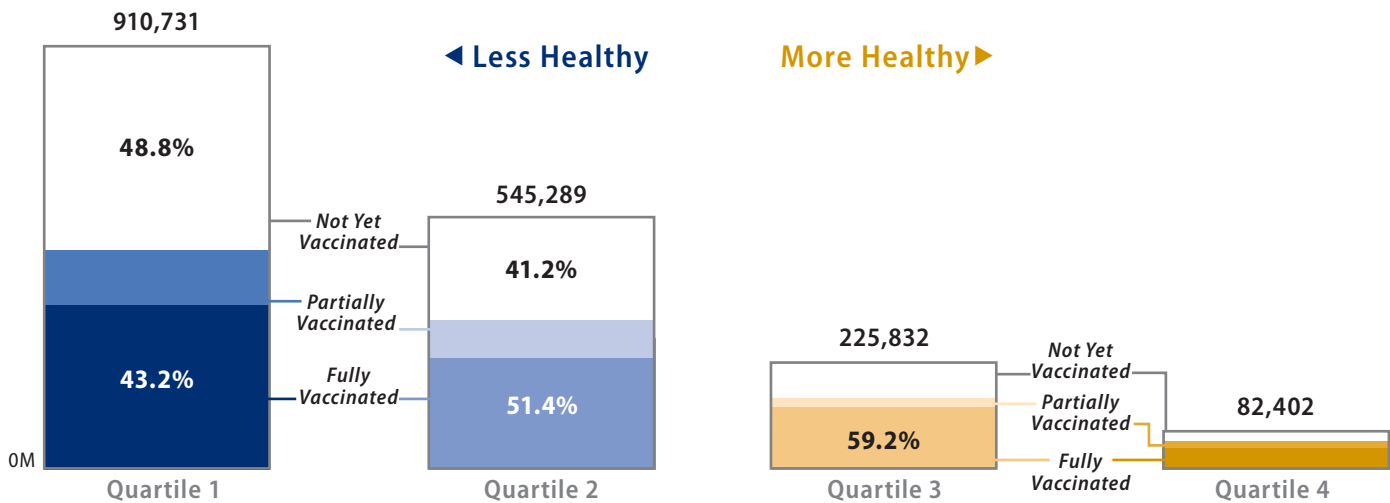
| YEAR 1: \$160 MILLION | YEAR 2: \$160 MILLION | YEAR 3 \$75 MILLION | YEAR 4 (6 months): \$28.5 MILLION |
|--|---|---|---|
| <p>Pandemic Response: \$80 Million</p> <ul style="list-style-type: none"> • \$20.0M Homeless Services & Housing • \$60.0M Testing, Vaccines, and Department Response | <p>Pandemic Response: \$40 Million</p> <ul style="list-style-type: none"> • \$20.0M Homeless Services & Housing • \$20.0M Testing, Vaccines, and Department Response | <p>Pandemic Response: \$10 Million</p> <ul style="list-style-type: none"> • \$5.0M Homeless Services & Housing • \$5.0M Testing, Vaccines, and Department Response | <p>Pandemic Response: \$8.5 Million</p> <ul style="list-style-type: none"> • \$5.0M Homeless Services & Housing • \$3.5M Testing, Vaccines, & Department Response |
| <p>Economic Recovery: \$60 Million</p> <ul style="list-style-type: none"> • \$15.0M Economic Development Strategy • \$45.0M Key Strategic Infrastructure Improvements <ul style="list-style-type: none"> ◦ Broadband ◦ Water/Sewer | <p>Economic Recovery: \$80 Million</p> <ul style="list-style-type: none"> • \$5.0M Economic Development Strategy • \$75.0M Key Strategic Infrastructure Improvements <ul style="list-style-type: none"> ◦ Broadband ◦ Water/Sewer ◦ Other Pandemic Response Infrastructure Needs | <p>Economic Recovery: \$25 Million</p> <ul style="list-style-type: none"> • \$25.0M Key Strategic Infrastructure Improvements <ul style="list-style-type: none"> ◦ Broadband ◦ Water/Sewer ◦ Other Pandemic Response Infrastructure Needs | <p>Economic Recovery: \$10 Million</p> <ul style="list-style-type: none"> • \$10.0M Key Strategic Infrastructure Improvements <ul style="list-style-type: none"> ◦ Broadband ◦ Water/Sewer |
| <p>Government Ops: \$20 Million</p> <ul style="list-style-type: none"> • \$17.0M County System Improvement <ul style="list-style-type: none"> ◦ Pandemic Based Tech ◦ Innovation/Efficiency ◦ Service Delivery Enhancements • \$3.0M Administration | <p>Government Ops: \$40 Million</p> <ul style="list-style-type: none"> • \$3.0M County System Improvements <ul style="list-style-type: none"> ◦ Digital Transformation Hub • \$20.0M Strategic Board Projects • \$10.0M Strategic Business Partnerships • \$4.0M “After Action” Planning Improvements • \$3.0M Administration | <p>Government Ops: \$40 Million</p> <ul style="list-style-type: none"> • \$14.0M County System Improvements • \$13.0M “After Action” Planning Improvements • \$10.0M Strategic Board Projects • \$3.0M Administration | <p>Government Ops: \$10 Million</p> <ul style="list-style-type: none"> • \$3.0M “After Action” Planning Improvements • \$5.0M Strategic Board Projects • \$2.0M Administration |

1. Pandemic Response (\$138.5 Million):

Public Health (EC1) – Testing, Vaccination, and Direct Department Response (\$88.5 million): The rebuilding of San Bernardino County out of the COVID-19 pandemic must start with the County continuing to provide the core function of basic public health services to our residents. At the time of this writing, the contagious Delta variant is becoming prevalent in all parts of the country and San Bernardino County has a large segment of its eligible population (43.6%) that is currently

unvaccinated. This is especially concerning for our County, as 51.6% of the County’s population is categorized by the State of California as living in the lowest quartile of the California Healthy Places Index. This index segments the entire state population based on conditions that shape health, including housing, transportation and education. Of the 910,731 County residents living in the lowest quartile that are eligible for a vaccine, 48.8% (444,640) have chosen not to get a Covid vaccination at this time.

Vaccination Progress by Quartile: San Bernardino County Community Conditions



Source: As reported by the California Department of Public Health on August 5, 2021: <https://covid19.ca.gov/vaccination-progress-data/>

In recognition of this concerning development, the Board has allocated \$88.5 million towards Testing, Vaccinations, and County departmental response, which will be used in part to fund innovative ways to engage those residents of the County who are hesitant about receiving a vaccine.

Negative Economic Impacts (EC2) – Homeless Services and Housing (\$50.0 million): Because the pandemic has had a disproportionate impact on our homeless population, the County is leveraging another \$50 million in ARPA funds to maximize federal and state homelessness and housing resources.

As of its last count of the homeless population in 2020, the County had 3,125 homeless individuals, representing a 20% increase from the prior year and 48% more than in 2018. Of that population, 3 out of every 4 individuals live unsheltered. To address this complex and growing crisis and capitalize on the significant level of resources that have become available, the County has established a Community Revitalization unit that will coordinate and oversee the County’s ARPA funded initiatives to end homelessness. The County has dedicated one of its highest-level classifications, an Assistant Executive Officer, to focus exclusively on leading this new organizational unit.

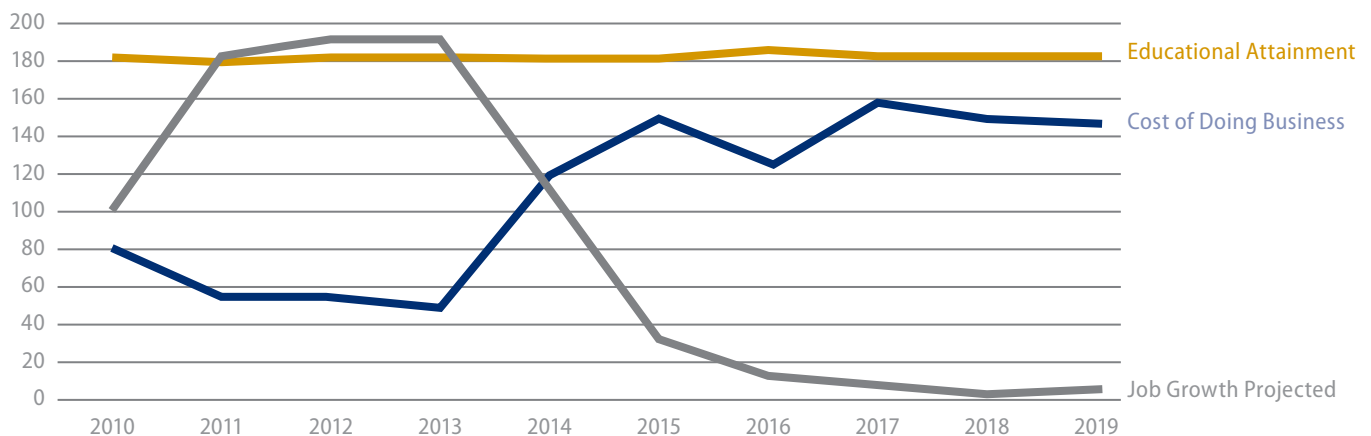
2. Economic Recovery (\$175.0 million State and Local Recovery Fund, up to \$211.0 million Emergency Rental Assistance Program):

For San Bernardino County, the impact of Covid has mirrored that of the nation and California as a whole. Sectors using lower-paid marginally educated workers, including travel, amusement, restaurants, retail, and consumer services, were hit particularly hard. This has resulted in a situation where employment levels of lower paid workers have been disproportionately impacted. When compared to pre-pandemic levels from January 2020, nationwide employment rates amongst high-wage employees have grown 7.4% while the employment rate amongst the lowest quartile of workers has declined by 22.2%¹. This disparate outcome has highlighted one of the fundamental and continued challenges facing San Bernardino County as it relates to its economic recovery—the need for a highly educated workforce.

A region’s attractiveness as a place to do business is critical in our interconnected national economy,

where entrepreneurs and businesses have choices about where to locate. The availability of business supports, opportunities for growth, and barriers to doing business are all factors influencing these choices. Since businesses provide jobs, economic growth, and entrepreneurship opportunities, a strong business climate and growing job base is important for maintaining San Bernardino County’s economic health and quality of life. Since 2010, the Riverside-San Bernardino Metro Area has continually improved its business climate and was most recently ranked 72 out of 200 nationwide metro areas in Forbes’ 2019 ranking of Best Places for Business and Careers². Among the components measured, Riverside-San Bernardino ranked highest for projected job growth and has seen improvement as a region in the cost of doing business. However, low educational attainment continues to be a stubborn problem in which the area is currently ranked 183 out of 200 metro areas.

Forbes – Best Places for Business: Riverside-San Bernardino Ranking by Component



Although the educational attainment of the County’s residents is a multi-faceted challenge requiring solutions from a wide array of stakeholders, the County’s Board of Supervisors has decided to

capitalize on the opportunity to use ARPA funds to provide families with much needed broadband infrastructure, which will help ensure better access to educational programs and services.

¹ Nationwide data as of May 5, 2021. See Opportunity Insights – Economic Tracker. <https://tracktherecovery.org/>

² See *Forbes*’s “2019 Best Places for Business and Careers” rankings.

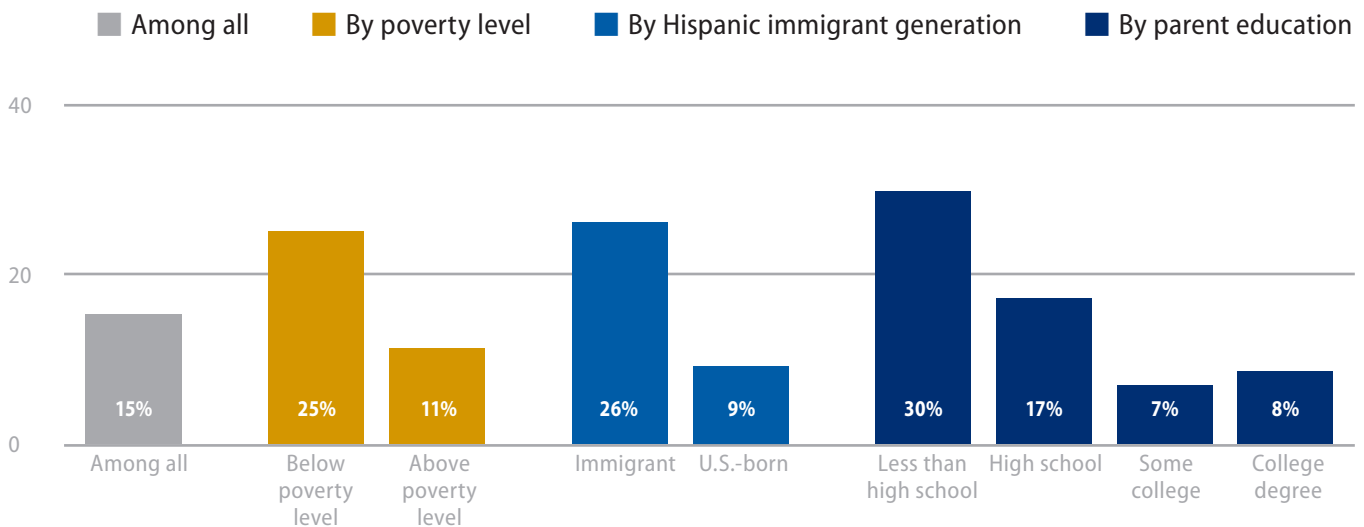
As part of its Spending Plan, \$155.0 million has been set aside for Strategic Infrastructure Improvements, including investments in broadband, water, and sewer.

Infrastructure (EC5) – Broadband Access: A recent survey conducted by Rutgers University in March and April 2021³ found that although there have been considerable improvements in broadband

access amongst households below the federal poverty line, one in four impoverished families with children ages three to thirteen still do not have broadband. Additionally, a full 30% of families by parent education that have less than a high school education did not have broadband. Notably, for those that do have broadband, 56% of low-income families said that their service was too slow.

Key Finding Chart 1: Families Without Home Broadband, 2021

Among parents of three- to 13-year-olds and with incomes below the U.S. median (\$75,000), total percent relying on mobile-only or dial-up internet, or with no internet access:



Source: Katz and Rideout, *Learning at home While Under-Connected* (Washington, DC: New America, 2021).

³ See *Learning at Home While Under-Connected – Lower-Income Families During the COVID-19 Pandemic* by Vikki Katz & Victoria Rideout.

As of 2019, 19% of San Bernardino County residents over 25 years of age do not have a high school diploma⁴ compared to the national average of 11% without a diploma. Additionally, the County's current family poverty rate of 10.5% is higher than our surrounding Southern California counties of Los Angeles, Orange, San Diego, and Riverside⁵.

The County believes that it can achieve the greatest strategic benefit by investing in broadband in areas that fall below the required download and upload speeds detailed in the Treasury's Interim Final Rule. Over the course of the next three years, the County will seek to implement broadband infrastructure located in areas that will provide the greatest long-term economic value to County residents.

Infrastructure (EC5) – Water Projects: As detailed in the Treasury's Interim Final Rule, in allowing for "funds to be used for investments in water and sewer infrastructure needs, Congress recognized the critical role that clean drinking water and services for the collection and treatment of wastewater and storm water play in protecting public health." For the County, clean water projects also represent a base requirement for areas to achieve future economic growth.

In accordance with ARPA requirements, the County is partially funding a water project in the City of

Chino (\$20 million) that complies with the Drinking Water State Revolving Fund's category of expenditure that allows for the "development of eligible sources to replace contaminated sources." The County is in the process of implementing an Interim Remedial Action Plan for groundwater contaminated by volatile organic compounds (VOCs) proximate to its County-operated Chino Airport. VOCs are a group of chemical compounds that are volatile at room temperature, and include such substances as gasoline, diesel, paints, paint strippers, aerosol sprays, degreasers, cleansers, and disinfectants. The County, in conjunction with the Santa Ana Regional Water Quality Control Board, developed a Final Feasibility Study that resulted in the Interim Remedial Action Plan (IRAP) required to remediate the VOCs found in groundwater surrounding its Airport. The preferred remedial alternative includes treatment and control measures to clean up the contaminated groundwater, including a pump and treat system and institutional controls. The pump and treat system is being put in place to provide hydraulic containment of groundwater contamination using groundwater extraction wells both on-site and off-site of the Airport. This remedial plan will reduce toxicity, mobility, and volume in contaminated groundwater, and is most likely to prevent future impacts to down-gradient and off-site groundwater resources.

⁴ Source: U.S. Census Bureau, American Community Survey, 1-Year Estimates, 2010 and 2019 (Table DP02)

⁵ Source: U.S. Census Bureau, American Community Survey, 1-Year Estimates

Negative Economic Impacts (EC2) – Economic Development Strategy (\$20.0 million): As part of its spending plan, the County’s Board of Supervisors allocated \$20 million towards the development of strategically focused economic development programs. The Board prudently recognized the need to appropriately consult with experts and strategize

in its effort to mitigate the most direct negative economic consequences of the pandemic. Although a more in-depth review is underway, current County data suggest that Leisure and Hospitality, Retail Trade, and Manufacturing were the industries most impacted by the pandemic.

By the Numbers: San Bernardino County’s Top Three (3) Industries Impacted by the Pandemic

| LEISURE & HOSPITALITY | | | RETAIL TRADE | | | MANUFACTURING | | |
|---|----------------------|----------------------|---|----------------------|----------------------|--|----------------------|----------------------|
| <ul style="list-style-type: none"> • Payrolls decreased by 18,272 positions from Q3-2019 to Q3-2020 • Accommodation & Food Services is part of the Leisure & Hospitality Sector • 31% decrease in Direct Travel Spending from 2019 to 2020 | | | <ul style="list-style-type: none"> • Payrolls decreased by 5,622 positions from Q3-2019 to Q3-2020 (Retailers selling merchandise, repair and installation services) • Restaurants, amusement, recreation, clothing and personal care services lost the most significant jobs | | | <ul style="list-style-type: none"> • Payrolls decreased by 4,842 positions from Q3-2019 to Q3-2020 • Plastics product and aerospace parts & products were the hardest hit subsectors | | |
| Q3 – 20 (# Jobs) | 1 Year Change (#) | 1 Year Change (%) | Q3 – 20 (# Jobs) | 1 Year Change (#) | 1 Year Change (%) | Q3 – 20 (# Jobs) | 1 Year Change (#) | 1 Year Change (%) |
| 59,899 | -18,272 | -23.4 | 81,899 | -5,622 | -6.4 | 50,842 | -4,842 | -8.7 |

Sources: U.S. Bureau of Labor Statistics, Beacon Economics & Economics & Politics, Inc.

While subject to adjustments given the ever-changing environment brought on by the pandemic, this data will serve as a starting point

to the County’s evaluation of potential economic development programs and services.

Other Federal Recovery Funding – Emergency Rental Assistance Program (up to \$211 million): At the same time the pandemic has led to a reduction in jobs for lower-paid marginally educated workers, housing prices and rents have continued to see upward pressure. From 2020 to 2021, the median monthly rent in San Bernardino for one-bedroom housing rose by 7.7%, from \$1,113 per month to \$1,199.

In response to this concerning development, the County has implemented the San Bernardino County Rent Relief Partnership (SBCRRP), which is an emergency rental assistance program that will leverage more than \$52 million in federal Consolidated Appropriations Act of 2021 funds (ERA 1) authorized last December under the federal year-end COVID-19 relief and omnibus spending package. An additional \$56 million was provided in a second round of federal funding authorized under the American Rescue Plan Act (ERA 2) to fund the SBCRRP. The SBCRRP is available to any qualified household located in cities within the County’s jurisdiction, including unincorporated areas of the County. The cities of San Bernardino and Fontana received a direct allocation from the Federal government to implement programs within their respective cities serving their city residents. The County is utilizing the ERA 1 allocation to implement its direct assistance program. Thus far, the County has received over 5,300 applications of which 1,250 households have been approved to receive assistance for a total value of \$17.5 million.

3. Government Operations (\$110.0 million):

As the primary local government response to the COVID-19 pandemic, the County has learned the importance of developing the most efficient and effective programs and services for its residents. It also recognizes the integral role the County’s Board of Supervisors play in understanding and advocating for the needs of their particular residents. As a result, ARPA resources have been allocated in the areas of one or more Expenditure Categories for the following purposes:

Strategic Board Projects (\$35 million): The Board of Supervisors has allocated a total of \$35 million in ARPA funds towards a “District Specific Priorities Program” in recognition that each supervisorial district has been uniquely impacted by the pandemic. Given that needs in infrastructure and investment vary by region, these funds will be used at the direction of individual members of the Board of Supervisors to target projects and needs for their district that are within the Interim Final Rule’s guidelines.

County System Improvements (\$34 million): The interim guidelines allow for funds to be used to improve programs that address the public health emergency and its negative impacts through the use of data analysis, targeted consumer outreach, improvements to data or technology infrastructure, and impact evaluations. It is the County’s intent that as ARPA services and programs are developed, resources will be devoted specifically in these areas to ensure the County’s systems and processes are as efficient and effective as possible.

After Action Planning (\$20 million): After every large-scale emergency event, the County embarks on “After Action” planning sessions to find areas of improvement in its emergency response capabilities. The County has set aside resources to be available to help address any findings that result from the County’s “after action” planning discussions.

Administration (\$11 million): The County is in the process of developing an “ARPA Administration Team” to oversee all ARPA programs and ensure federal compliance. The County has begun recruitment for an ARPA Program Chief that will provide program management and strategic leadership in support of the County achieving an equitable and swift recovery from the economic challenges precipitated by the COVID-19 pandemic. Additionally, it has begun development of an “Evaluation Officer” classification, as detailed under the “Use of Evidence” section.

Strategic Business Partnership (\$10 million): The County recognizes the value of our small businesses to the county and understands the significant and disproportionate impact many of our small businesses have had because of the pandemic. The County wishes to support our small businesses within the county through strategic partnerships. The County will be reaching out to our small business community to engage with them and have dialogue towards development of these partnerships with the intention of seeing this segment stabilize and prosper in the COVID environment.

PROMOTING EQUITABLE OUTCOMES

As a nation, 2020 marked widespread mobilization to advance racial justice with a call to reckon with both historical race-based oppression and inequity as well as ongoing, persistent, and structural inequities in place today. In June of 2020, this led the County's Board of Supervisors to make San Bernardino County the first county in California to recognize racism as a public health crisis, leading to the addition of Equity as an eleventh element to the Countywide Vision and the creation of a Vision Equity Element Group. The community stakeholders participating in the Equity Element Group have been tasked with determining where there may be racial disparities among our residents in the county, if campaigns and programs could be implemented to solve those issues, and identifying what initiatives are already underway within County government or in the County community that can be highlighted and supported.

The County has released a request for proposal to hire a consultant to facilitate a multi-stakeholder process to develop equity and anti-racism priorities, practices and recommendations to align with the Countywide Vision. Upon completion, it is the intent of the County to use the consultant, in conjunction with the Equity Element Group, to assist the County with ensuring that ARPA programs are designed with equity in mind. In particular, the consultant and group will be consulted during development of applicable programs to ensure the following areas are considered:

- a. Goals:** Are there particular historically underserved, marginalized, or adversely affected groups that we intend to serve?
- b. Awareness:** How equal and practical is the ability for residents or businesses to become aware of the services funded by our State and Local Fiscal Recovery Funds?

- c. Access and Distribution:** Are there differences in levels of access to benefits and services across groups? Are there administrative requirements that result in disparities in ability to complete applications or meet eligibility criteria?
- d. Outcomes:** Are intended outcomes focused on closing gaps, reaching universal levels of services, or disaggregating progress by race, ethnicity, and other equity dimensions where relevant for the policy objective?

The County's overall equity strategy will be developed to offer services and programs for businesses and communities that have been impacted negatively and/or disproportionately by the pandemic in order to promote meaningful equitable results.

Additionally, it is the County's intent when developing programs to focus on areas, where possible, that the County has determined it has particular challenges as it relates to equity. The County annually produces a Community Indicators Report, created in 2010 to support the development of the countywide vision, which provides the community with an annual assessment of how the county is faring across a range of indicators. For 2020, the report introduced an "Equity Gap Score", which provides an at-a-glance assessment of the scale of racial and ethnic disparities existing with its communities. Whenever possible, ARPA-funded programs will be developed that seek to reduce inequities in areas with high equity gap scores (i.e. yellow, orange and red categories), as detailed on the following page:

1.0+ Increasing Inequity

COVID-19

COVID-19 Case Rate 3.9

COVID-19 Death Rate 3.7

EDUCATION

Academic Performance: 3rd Grade Literacy 2.7

Academic Performance: 5th Grade Math 4.6

Chronic Absenteeism 5.2

Graduation Rate 1.4

College-Going Rate 1.8

UC/CSU Eligibility 2.5

Career-Technical Pathway Completion 1.3

INCOME

Median Household Income 2.3

Family Poverty 3.1

Overall Poverty 3.2

WELLNESS

Uninsured 3.6

Prenatal Care 1.1

Overweight/Obesity 3.6

Child Welfare 8.7

SAFETY

Juvenile Arrests 10.0

TRANSPORTATION

Bicyclist/Pedestrian Injuries or Fatalities 6.3

COMMUNITY ENGAGEMENT

In 2011, following 18 community meetings, nearly 4,000 online surveys, two dozen expert roundtables and input from the County’s 24 cities, the Countywide Vision was formed. The roundtable discussions were with experts in education, the economy, the environment, public safety, tourism, and community service to find out what they see as the County’s strengths, weaknesses, and potential. The County has established the following 11 element groups, consisting of various community stakeholders in applicable fields to help implement the Countywide Vision: Education, Environment,

Equity, Housing, Image, Infrastructure, Jobs/Economy, Public Safety, Quality of Life, Water, and Wellness. Each of these groups have established priorities on what they want to accomplish and meet as needed to accomplish these goals. The County plans to use these element groups to reach out to the community for diverse feedback as it relates to its planned usage of Local Fiscal Recovery Funds. A representative from each of these element groups meet on a monthly basis. As projects and programs are developed, these representatives will be consulted for feedback.

LABOR PRACTICES

County ARPA project #1, the Chino Airport Groundwater Remediation Project, is comprised of a combination of one-time costs such as construction of piping, wells, and treatment systems (infrastructure) and ongoing costs such as maintenance of the infrastructure; water replenishment costs; and monitoring, consulting, and engineering services. ARPA funds will be used towards the construction of piping, wells, and treatment systems.

Public works contracts for the County provide prevailing wage to each craft, classification, or type of worker needed to execute the contract and complies with California Labor Code sections 1770, et seq. The payment of prevailing wage on all public works projects promotes the effective and efficient delivery of high-quality infrastructure projects while also supporting the economic recovery through strong employment opportunities for workers.

USE OF EVIDENCE

The County is in the process of establishing an “ARPA Administration Team,” which is planned to include the addition of a position, as detailed below, to assist the County in creating ARPA specific program evaluations that will be structured to include specific evidence-based components.

- **Evaluation Officer:** Under the guidance of the ARPA Compliance Chief, the Evaluation Officer will be responsible for monitoring and ensuring high-quality, evidence-based analysis of ARPA projects, and for ensuring that projects maintain

strategic vision and that its activities result in the achievement of intended outputs in a cost effective and timely manner.

The Evaluation Officer will have the following duties and responsibilities:

- Develop and strengthen monitoring, inspection and evaluation procedure;
- Monitor all project activities, expenditures and progress towards achieving the project output;
- Recommend further improvement of the logical frame work;

- Develop monitoring and impact indicator for the project success;
- Monitor and evaluate overall progress on achievement of results;
- Monitor the sustainability of the project’s results;
- Provide feedback to the ARPA Compliance Chief on project strategies and activities;
- Suggest strategies to the ARPA Compliance Chief for improving the efficiency and effectiveness of the project by identifying bottlenecks in completing project activities and developing plans to minimize or eliminate such bottlenecks

PROJECT INVENTORY

PROJECT #1: CHINO AIRPORT GROUNDWATER REMEDIAL ACTION PROJECT

Funding amount: \$20,000,000

Project Expenditure Category: 5.13, Drinking Water: Source

Project Overview: The County is in the process of implementing an Interim Remedial Action Plan for groundwater contaminated by volatile organic compounds (VOCs) proximate to its County-operated Chino Airport. The preferred remedial alternative includes treatment and control measures to clean up the contaminated groundwater, including a pump and treat system and institutional controls. The pump and treat system is being put in place to provide hydraulic containment of groundwater contamination using groundwater extraction wells both on-site and off-site of the Airport. This remedial plan will reduce toxicity, mobility, and volume in contaminated groundwater, and is most likely to prevent future impacts to downgradient and off-site groundwater resources.

Although the project spans over several years, the current plan anticipates completion of the initial required construction of on and off-site wells by July 2024.