



Thurston County, Washington
Recovery Plan

**State and Local Fiscal
Recovery Funds
2024 Report**

July 31, 2024

Our Mission:

To create a community that promotes health, commerce, and environmental protection with transparency and accountability.



Thurston County, Washington
2024 Recovery Plan

Table of Contents

General Overview..... 4

- Executive Summary..... 4
- Uses of Funds 6
- Promoting Equitable Outcomes..... 15
- Community Engagement..... 17
- Labor Practices 22
- Use of Evidence..... 23
- Performance Report..... 28
- Table of Expenses by Expenditure Category..... 30
- Recovery Fund Expenditures of Expenses by Expenditure Category..... 32

Project Inventory..... 33

- 1.1.A COVID-19 Vaccination Software..... 34
- 1.4.B Install a Body Scanner in the County Jail..... 35
- 1.4.C Substance Abuse Monitoring 36
- 1.4.D Install Video Court Equipment in Jail Housing Units 37
- 1.6.A Medical Expenses (Coroner Lab Fees)..... 38
- 1.6.B Medical Expenses (Employee Testing) 39
- 1.7.C Thurston County Website & Staff Support..... 40
- 1.7.D COVID-19 Paid Leave for County Employees 41
- 1.13.A Overdose Prevention Project 42
- 1.14.A Emergency Medical Services Staff..... 43
- 1.14.C Coroner’s Office New Transport Vehicle..... 44
- 1.14.D Medic One Vehicles 45
- 2.10.A Thurston Works Jobs Program 46
- 2.15.A Affordable Housing..... 47
- 2.29.A Thurston Business Relaunch..... 48
- 2.29.B Minority Enterprise Investment 50

- 2.29.C Small Business Startup 52
- 2.34.A Nonprofit Organization Grants..... 54
- 2.34.B United Way of Thurston County Grant Support..... 55
- 2.34.C Economic Impact Grants to Support Youth Service Nonprofits..... 56
- 2.34.D Economic Impact Grants to Shelter and Other Basic Needs Nonprofits..... 57
- 2.34.E Economic Impact Grants to Food Security and Senior Service Nonprofits 58
- 2.35.A Tourism, Recreation, and Entertainment Recovery 59
- 2.36.A Thurston Agricultural Market Grants 60
- 2.36.B Thurston County Agriculture Support 62
- 2.36.C Decrease the Court Backlog 64
- 2.36.D Add Funding for Diversion Services..... 65
- 2.36.E Funding for Purchase of Jail Transport Vehicle 66
- 2.36.F Childcare Capacity Recovery Grants..... 67
- 2.37.A Thurston County Food Bank Infant Formula & Diapers 69
- 3.3.A Public Sector Workforce Support 70
- 3.4.A Evaluation and Data Analysis 71
- 5.3.A Replace Tamoshan Sewer Main 72
- 5.3.B Replace Boston Harbor Sewer Main 73
- 5.11.A Replace Tamoshan Water Main 74
- 5.11.B Replace Boston Harbor Water Main 75
- 5.21.A Expanding Broadband to Rural Thurston County..... 76
- 6.1.A Lost Revenue Replacement for Government Services 77
- 7.1.A Administrative Expenses – Thurston County 78
- 7.3.A Administrative Expenses – Thurston County 2025-2026 79

GENERAL OVERVIEW

Executive Summary

On March 11, 2020, Thurston County, Washington reported its first case of COVID-19. Since then, all sectors of the County—government, public health, private industry, nonprofit organizations, schools, families, and countless individuals—have come together to support and protect County residents through the perils of the pandemic.

In 2023, Washington State moved away from tracking individual confirmed cases of COVID-19 by county, and instead tracks hospitalization admissions and other data, in a combined Respiratory Illness Data Dashboard with other respiratory viruses. Washington State Department of Health data shows that the hospitalization rate has steadily declined since 2022, with some seasonal waves. In addition to the continuing impact on individuals, the impact of COVID-19 on the Thurston County economy has been ongoing, and many households, nonprofits, and businesses are continuing to recover.

The Recovery Fund is only one of the resources we are using to respond to the pandemic. Other federal, state, and local funding is being used for public health and social services: vaccines, testing, contact tracing, isolation and quarantine, emergency rental assistance and housing strategies, energy assistance, and support for local public health. These funds also support the courts with COVID-19 related costs.

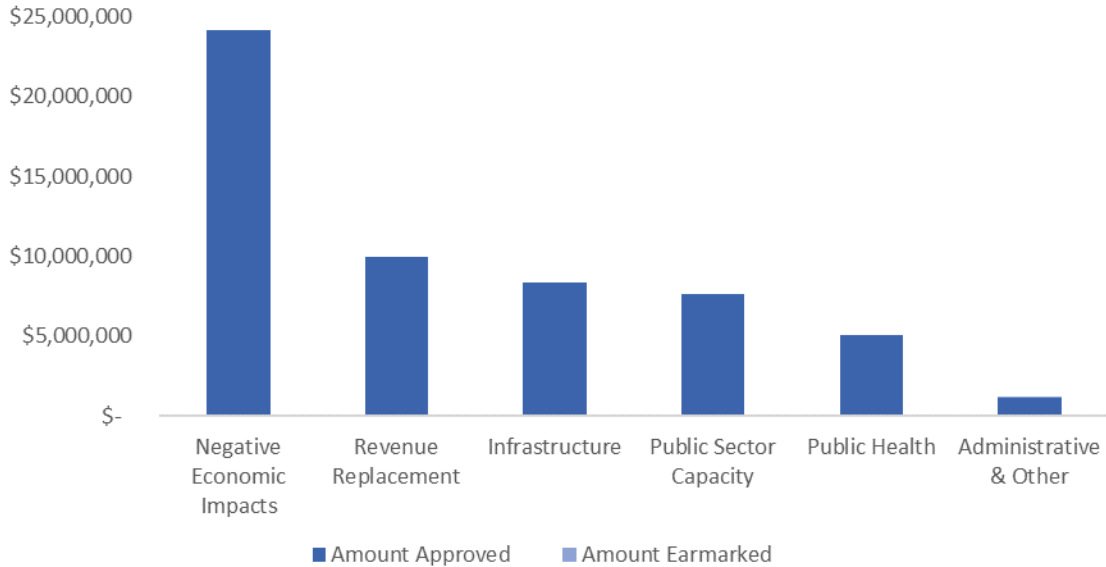
Overall, from all funding sources, the County expects to spend more than \$198 million in response to the COVID-19 pandemic. That estimate has grown by 10 percent since the time of this report last year in 2023. To put that in context, the County's normal general fund annual budget is a little over \$123 million.

The Thurston County Board of County Commissioners has made some decisions and is considering options for the best use of the American Rescue Plan Act State and Local Fiscal Recovery Fund (Recovery Fund) award. The County has received a total of \$56,433,212 in Recovery Funds from the U.S Department of the Treasury in 2021 and 2022. During 2021 through 2026, these funds will be used to promote public health, aid in economic recovery, restore access to justice, and provide support for those hit hardest by the effects of COVID-19.

As of today, Commissioners have allocated Recovery Fund money to our community partners, Thurston Strong and United Way, to provide grants and assistance to nonprofits, small businesses, agricultural businesses, and individuals. An innovative agricultural jobs program is underway with the Pacific Mountain Workforce Development Council (PacMtn). A popular childcare provider grants program was facilitated by the Thurston Economic Development Council (EDC). Commissioners have made a commitment to the judicial system to provide resources to address the court backlogs caused by COVID-19, and to expand access to government.

Other programs and projects receiving allocations include expanding broadband to rural Thurston County, access to affordable housing, Thurston County agriculture support, repair of small local water and sewer systems, and creating a safer environment at the County corrections facility. The County is also using use a portion of the funds to restore lost revenue. See *Figure 1: Recovery Fund Allocations by Expenditure Category* for the proportion of funds approved and earmarked by category. The table of amounts approved and earmarked by category is in *Figure 2*.

Recovery Fund by Expenditure Category



Allocations approved and earmarked by the Thurston County Board of County Commissioners as of June 30, 2024

Figure 1: Recovery Fund Allocations by Expenditure Category

Expenditure Category	Amount Approved	Amount Earmarked	Total
Negative Economic Impacts	\$ 24,146,711	\$ -	\$ 24,146,711
Revenue Replacement	\$ 10,000,000	\$ -	\$ 10,000,000
Infrastructure	\$ 8,345,000	\$ -	\$ 8,345,000
Public Sector Capacity	\$ 7,654,671	\$ -	\$ 7,654,671
Public Health	\$ 5,064,632	\$ -	\$ 5,064,632
Administrative & Other	\$ 1,122,198	\$ 100,000	\$ 1,222,198
Total	\$ 56,333,212	\$ 100,000	\$ 56,433,212

Figure 2: Recovery Fund Amount Approved and Earmarked by Expenditure Category

Challenges of the COVID-19 pandemic are many, and include the breadth and scale of the impact, inflation, supply chain issues, staffing shortages, small business struggles, housing market volatility, and increasing inequity. The County engaged the community and collected feedback regarding the Recovery Plan through a survey and public comment at County meetings. We strive to use this funding to create a lasting positive impact in our community.

Preparing for the post-pandemic phase and dealing with the long-term effects on healthcare, the economy, and society will present new challenges. The response to the COVID-19 pandemic has been dynamic, with ongoing learning and adaptation to changing circumstances. As the situation evolves, new challenges may emerge, and effective responses will continue to be refined to overcome these obstacles. The main outcome of these efforts is enabling Thurston County residents, small businesses, and nonprofits in our community to recover from the pandemic.

Uses of Funds

As of June 30, 2024, the Thurston County Board of County Commissioners has made allocations to Thurston Economic Development Council (EDC) for assistance to small businesses and nonprofits, minority enterprise investment, agricultural market grants and food boxes, childcare provider grants; United Way for nonprofit assistance; Pacific Mountain Workforce Development Council (PacMtn) for a workforce development programs in nonprofits and agricultural businesses; Nisqually Indian Tribe for a survey assessing broadband coverage in Thurston County and project engineering; Thurston County Food Bank for the purchase and distribution of infant formula and diapers, and others as noted below. Unless otherwise noted, the following proposed areas of funding are not commitments. Commissioners reserve the right to make changes to programs, projects and funding allocations at any time given unmet needs, new information, and community comments.

Funding for items with this symbol has been approved, or partially approved, by the Board of County Commissioners.

a. Expenditure Category (EC): Public Health (EC 1)

1.1.A **COVID-19 Vaccination Software:** In an effort to stop the spread of COVID-19 among County employees, Thurston County engaged with the vendor Qualtrics for software to track the COVID-19 vaccination status and/or weekly COVID-19 testing tracking of Thurston County employees. This was pursuant to Thurston County Resolution #16067, adopted August 24, 2021 by the Board of County Commissioners, which required that all Thurston County employees be fully vaccinated against COVID-19 or be tested weekly. This resolution has since been rescinded. The Board of County Commissioners approved \$44,778 for this project.

1.4.B **Install a Body Scanner in the County Jail:** To mitigate the introduction of contraband into the Thurston County Corrections Facility, jail staff perform searches such as pat searches and strip searches. Both involve close contact between jail staff and inmates which increases the potential of spreading COVID-19 between individuals. The purchase of a body scanner allows for social distancing and enhances searching for contraband. The body scanner has the same technology as airport scanners. A body scanner eliminates dignity and privacy concerns that strip searches can cause and has the added benefit of saving staff time. The Board of County Commissioners allocated \$177,266 for the purchase and installation of the body scanner.

1.4.C **Substance Abuse Monitoring:** The Substance Abuse Monitoring program (through an ankle bracelet that can detect alcohol in the blood) is a program requested by the Thurston County District Court for the purposes of COVID-19 mitigation and prevention. Prior to this project, the District Court had an option of obtaining monitoring in lieu of pre-sentencing incarceration. However, obtaining this monitoring is entirely up to the defendant, including identifying a provider and paying the cost. As a result, many individuals ended up not participating and were then incarcerated, increasing their risk of contracting COVID-19 in the congregate setting. The new program allows those who are unable to pay to have the ability to obtain monitoring from Friendship Diversion Services, the provider the County contracted with.

This program is focused on those who are currently being jailed because they cannot afford or lack the ability to navigate the monitoring program. This project helps the District Court accomplish its goal of increasing physical distancing within the jail by reducing the number of inmates, which would decrease the likelihood of COVID-19 spreading to other inmates and staff. The Board of County Commissioners allocated \$1,090,000 for the Substance Abuse Monitoring program.

1.4.D Install Video Court Equipment in Jail Housing Units: The Thurston County Corrections Facility has experienced several COVID-19 outbreaks. During response to an outbreak, movement of inmates is curtailed, and pre-trial inmates are not transported to courts or allowed to congregate in areas equipped for video court. Each time this happens it exacerbates an already substantial court backlog caused by the response to COVID-19. This infrastructure project installs video court equipment in housing pods at the County jail, enabling video court appearances during COVID-19 outbreaks and assisting in the clearance of the court backlog. The Board of County Commissioners allocated \$700,000 for this project.

1.6.A Medical Expenses (Coroner Lab Fees): This project pays for invoices from Providence St. Peter Hospital, or other lab testing services as needed, and rapid tests used for COVID-19 testing for decedents in the care of the Thurston County Coroner's Office. The Board of County Commissioners allocated \$20,000 for this project.

1.6.B Medical Expenses (Employee Testing): This project was for the employer portion of weekly COVID-19 testing for Thurston County Employees who opted for weekly testing rather than COVID-19 vaccination. This was pursuant to Thurston County Resolution #16067, adopted August 24, 2021 by the Board of County Commissioners, which required that all Thurston County employees be fully vaccinated against COVID-19 or be tested weekly. This resolution has since been rescinded. The Board of County Commissioners allocated \$141,546 for this project.

1.7.C Thurston County Website & Staff Support: COVID-19 has been devastating to people and to the economy. It also put a strain on the government's digital infrastructure. Thurston County website traffic doubled between 2019 and 2020 as residents turned to online systems more than ever. Before the website update, Thurston County employees directed residents online, but the residents' ability to find information remained severely limited by the website's search capability and outdated content. The two separate platforms (HTML and SharePoint) prohibited the ability for users to search for content because the search didn't work across both platforms. Additionally, much of the website was neither mobile capable nor ADA compliant, both crucial for effectiveness. It is essential that the County website be functional for residents to avoid unnecessary trips to government facilities to conduct business and risk either becoming infected or transmitting COVID-19.

This new website, which went online March 2023, standardized page layouts between departments, removed outdated information, and streamlined pathways for people to find documents and file reports. The county reviewed and updated the content and pages. The finished product is highly searchable, legible to screen readers, and mobile-friendly, which is extremely important when more than 62 percent of people visit the county website using a mobile device. The Board of County Commissioners allocated \$579,563 for this project.

1.7.D COVID-19 Paid Leave for County Employees: To encourage vaccination, this project included up to 32 hours of COVID-19 leave for eligible Thurston County employees, COVID-19 testing time for

employees who opted for weekly testing over vaccination, a floating holiday for employees who chose to become fully vaccinated, and other COVID-19 related leave time defined by Human Resources. Objectives were to enable compliance with COVID-19 public health precautions and incentivize Thurston County employees to get vaccinated against COVID-19. The Board of County Commissioners allocated \$523,024 for this project.

1.13.A **Overdose Prevention Project:** The COVID-19 pandemic has worsened the ongoing opioid crisis. This project is for the purchase of overdose prevention equipment for corrections facilities, for example a Naloxone Vending Machine and/or a hand-held Fentanyl Detection Device. The Board of County Commissioners allocated \$80,000 for this project.

1.14.A **Emergency Medical Services Staff:** Early in the COVID-19 pandemic, there was a shortage of Emergency Medical Services (EMS) transport capability in Thurston County to transport patients to the hospital Emergency Departments. This was due to the COVID-19 pandemic and healthcare staffing shortfalls felt in all sectors of medicine. There were situations where patients waited over an hour for a transport unit to arrive at their location. This extended wait for transport units impacted EMS response since a Basic Life Support crew is always dispatched to treat the patient and, under state law, must remain on scene until the transport unit arrives and the patient is transferred to their care. EMS call volume is part of the driving force. In 2020, there were 33,201 EMS 911 calls for service. This rose to 37,837 calls for service in 2021, an increase of 14 percent. In 2022, EMS 911 calls grew to 40,810. EMS calls for service are projected to drop to 43,000 in 2023, still significantly above pre-pandemic levels. Medic One employed Emergency Medical Technicians (EMTs) as Extra County Help at Medic One to staff the transport units, at times of extreme staffing and transportation shortfalls. The Board of County Commissioners allocated \$63,456 for this project.

1.14.C **Coroner's Office New Transport Vehicle:** The COVID-19 public health emergency has increased the need for staff to drive to scenes/funeral homes to collect time-sensitive and necessary COVID-19 swabs and then drive the swabs to Providence St. Peter Hospital for testing. Currently, staff must often use their personal vehicle to get these tests done in a timely manner, at a liability to the County. This project will provide a coroner vehicle equipped with a secure, designated space to transport decedents to the Thurston County Morgue for additional examination and testing. The Board of County Commissioners approved \$45,000 for this project.

1.14.D **Medic One Vehicles:** Supply chain demands on the healthcare system have resulted in the inability of large sections of the population to seamlessly access healthcare (in large part due to the staffing turnover/exodus from the healthcare field, following the COVID-19 pandemic). This has resulted in an increase in the Thurston County community accessing healthcare by calling Emergency Services at 911. The general public has a need for medical response to their location and medical transport to hospitals or medical facilities, and this project addresses that need through the purchase of ambulances. The Board of County Commissioners approved \$1.6 million for this project.

b. Expenditure Category: Negative Economic Impacts (EC 2)

2.10.A **Thurston Works Jobs Program:** The pandemic's impact on the workforce created an opportunity to assist nonprofit organizations to find essential workers and for workers to learn new skills that lead to higher-wage career pathways. The Thurston Works Job Program provides grants to nonprofit

organizations to hire new workers for one year and connect unemployed or underemployed workers to employment in COVID-19 impacted nonprofits. The Board of County Commissioners approved \$1.3 million for this project.

2.15.A **Affordable Housing:** The 2024 Thurston County point in time homeless count found 792 people individuals experiencing homelessness. The point in time count was conducted on January 25, 2024. On the night of January 25, 47 people were staying in transitional housing, and 400 people in emergency shelters. Almost half of the people counted were experiencing unsheltered homelessness. 417 people were staying in sanctioned or unsanctioned encampments, RVs or other vehicles, small structures, doorways, and/or were in other places not meant for human habitation. Thurston County's numbers for 2024 are down from 2021, when 1,145 people were counted as experiencing homelessness.

Affordable housing units are scarce in Thurston County, as are housing assistance vouchers; the wait time for HUD vouchers, even with the Emergency Housing Voucher Program, can be up to two years. Lack of available permanent housing has caused an increase in the number of days participants stay in programs. There is increased demand for traditional response to the lack of affordable housing and for non-traditional approaches such as safe parking, scattered site support, and tiny homes.

Homelessness disproportionately affects Black, Indigenous, and People of Color (BIPOC) communities. Black residents make up four percent of the Thurston County population, however, ten percent of the homeless population in Thurston County identify as Black or African American. American Indian or Alaska Natives comprise a little under two percent of the County population, but four percent of people experiencing homelessness.

Thurston County and the cities have formed the Regional Housing Council; participating jurisdictions are considering the use of Recovery Fund money to assist in addressing the housing challenge. Some strategies under consideration include the development and operations of tiny home sites, and the construction of new housing units. The Board of County Commissioners has initially approved \$4,925,547 for this project.

2.29.A **Thurston Business Relaunch:** At the time of this project's inception, studies showed that as of January 2021, approximately 30 percent of small businesses remained closed. To assist in the relaunch, Business Relaunch Grants were awarded to microbusinesses that were operating pre-pandemic and are now working to stay open or restart, with an emphasis including, but not limited to, small independent businesses in personal services, cultural attractions/shuttered venues, restaurants, and retailers. Grants were awarded to businesses who documented losses due to COVID-19 from impacts such as, but not limited to, revenue loss, onboarding new or returning employees, or offsetting the cost of adapting to new conditions of the market. The Board of County Commissioners approved \$2,021,698 for this project including administrative costs.

2.29.B **Minority Enterprise Investment:** At the time of this project's inception, the U.S. Chamber of Commerce reported that businesses owned by community members identifying as Black, Indigenous, and People of Color (BIPOC) had been hit disproportionately hard by the pandemic. BIPOC-owned businesses were more likely to report difficulty obtaining loans, express fears about permanently closing, and predict declining revenues. To engage and assist BIPOC business owners, the Thurston Economic Development Council (EDC) hired a BIPOC Business Liaison to lead engagement and staff a newly formed BIPOC Business Task Force. The Board of County Commissioners set a target to fund small business grants to

COVID-19 impacted BIPOC-owned businesses. The liaison will conduct the outreach needed to connect BIPOC business owners with the grant opportunity. This target to provide grants to BIPOC-owned small businesses is administered as part of the Thurston Business Relaunch grant program by the EDC. The goal is to build a more inclusive economy. The Board of County Commissioners approved \$1,689,695 for this project including administrative costs.

2.29.C Small Business Startup: The goal of the Small Business Startup grant project was to address economic inequity by investing in the areas and people most vulnerable to the impacts of the COVID-19 pandemic. The Small Business Startup grant program awarded 10 grants (not loans) of \$100,000. Grant funds can be used to cover eligible costs associated with transitioning a business from concept to market. Successful applicants worked with an advisor to determine appropriate fund allocation and will not be required to pay back grant funds following successful launch of their enterprise. The program is administered by the Thurston Economic Development Council through the Center for Business and Innovation (CB&I). The Board of County Commissioners authorized \$1,060,040 for this project including administrative costs.

2.34.A Nonprofit Organization Grants: At the time of this project's inception, while national trends in charitable giving showed overall growth, not all nonprofit organizations saw increased donations following the start of the COVID-19 pandemic in 2020. Small nonprofits struggled to continue to meet an overwhelmingly high demand for services while seeing a decrease in donations from businesses and foundations. They were faced with the prospect of reducing work hours, laying off staff, and closing facilities. To assist these small organizations, grants were provided to offset documented impacts to ensure a continuation in services. The Board of County Commissioners approved \$849,204 for grants to nonprofit organizations including administrative costs.

2.34.B United Way of Thurston County Grant Support: United Way of Thurston County needed administrative support to distribute Recovery Funds. The Board of County Commissioners approved \$32,274 for United Way Administrative Expenses.

2.34.C Economic Impact Grants to Support Youth Service Nonprofits: At the start of the COVID-19 pandemic, organizations that provide services to youth and their families saw a dramatic decrease in the number of children they were able to serve. One example: at the Boys & Girls Club, pre-pandemic services were provided to an average of 626 children a day. Average daily attendance dropped to 153. Due to capacity restrictions, they were then able to serve 200 children. To support nonprofits that provide youth services such as, but not limited to, before and after school programming, summer programming, youth sports, homework assistance, academic support, and volunteer youth mentors, the Board of County Commissioners authorized United Way of Thurston County to provide pass-through grants of:

- \$270,868 to the Boys & Girls Clubs of Thurston County
- \$200,000 to the YMCA

2.34.D Economic Impact Grants to Shelter and Other Basic Needs Nonprofits: United Way of Thurston County administered an Economic Impact Grant to support the Family Support Center, which provides services such as, but not limited to, shelter operations and hotel room nights for families and children experiencing homelessness. The Board of County Commissioners authorized United Way of Thurston County to provide a pass-through grant of:

- \$194,624 to the Family Support Center.

2.34.E **Economic Impact Grants to Food Security and Senior Service Nonprofits:** Food insecurity is defined as the lack of access to sufficient food because of limited financial resources. According to the 2023 report Map the Meal Gap by Feeding America, the food insecurity rate in Thurston County was 8.5 percent in 2021 (most recent data available), with an estimated 25,000 people in the county experiencing food insecurity. This number is expected to rise, due to inflation driven by the COVID-19 pandemic supply chain issues and worker shortages.

The Board of County Commissioners authorized United Way of Thurston County to provide pass-through grants to select nonprofits which provide food bank services and senior nutrition:

- \$75,750 to Catholic Community Services
- \$69,400 to Rochester Organization of Families (ROOF)
- \$149,358 to Senior Services for South Sound
- \$507,726 to the Thurston County Food Bank

2.35.A **Tourism, Recreation, and Entertainment Recovery:** Repeated restrictions in 2020 and 2021 had the most severe impact on this area of the economy, and small businesses make up over half of this sector. Early in the COVID-19 pandemic, a McKinsey & Company study reported that in the arts, recreation, and entertainment sector, it could take until 2025 or longer for businesses to recover to pre-COVID-19 levels of revenue.

In May 2023, State of Washington Tourism (SWT) noted Washington’s recovery in visitor spending and tax generation rank among the five worst performing states in the nation, year-to-date through March 2023, according to Tourism Economics preliminary figures. This sector continues to recover, with Washington State visitor spending in 2022 amounting to 86.3 percent of 2019 pre-pandemic levels, and state visitors still just 93 percent of 2019 levels.

Initially, a targeted investment of \$100,000 was made by the Board of County Commissioners to raise awareness and stimulate the return to entertainment venues and tourism activity through promotion, marketing, and events.

The Board of County Commissioners approved a total of \$302,500 for the tourism, recreation, and entertainment industry, including grants to select impacted nonprofits:

- \$100,000 to The Washington Center for the Performing Arts
- \$100,000 to Harlequin Productions
- \$2,500 to Tenino Young-at-Heart Theatre

2.36.A **Thurston Agricultural Market Grants:** At the inception of this project, the 2017 Census of Agriculture (most recent quinquennial report available) showed agriculture was a \$176 million industry in Thurston County. A state-wide COVID-19 farm impacts study conducted by the University of Washington showed that 65 percent of farms dealt with increased costs, 41 percent experienced revenue declines of more than 10 percent, and 33 percent were looking for ways to facilitate new distribution channels, as they experienced a disruption of their distribution systems and a closure of direct marketing outlets. Of the small farms with revenue of less than \$250,000, 16 percent were denied aid. To support the farms and farmers of our county, Commissioners approved \$589,664 for grants, and an additional \$106,428 to

purchase food (including administrative costs) which was provided to those in need and to expand the market for coop growers.

2.36.B **Thurston County Agriculture Support:** The Thurston County Agriculture Support project, also known as the Agricultural Labor project, is a workforce recovery effort focused on recruiting and developing talent, subsidizing worker wages for employers, expanding knowledge of agriculture-related career pathways in Thurston County, and supporting Thurston County’s long-term recovery by investing in and developing talent for the sector.

In addition to the impacts stated in 2.36.A, 49 percent of farms report being unable to pay competitive wages, 41 percent are having difficulty finding workers, and 17 percent are reducing employees or work hours. Recent employment reports show agriculture-related industries employ 1.7 percent of the labor in Thurston County.

Agricultural employers directly engaged in crop production, livestock production, shellfish, and animal slaughter and processing are eligible to apply to participate in the project, provided they are located in Thurston County and were established prior to the COVID-19 pandemic. The Board of County Commissioners has approved \$500,000 for this project.

2.36.C **Decrease the Court Backlog:** In response to a series of mandates to curtail exposure and stop the spread of COVID-19, Superior, District, and Juvenile Courts in Thurston County stopped hearing all but the most urgent of court cases. They reopened slowly over time. To the extent possible cases were converted to video court procedures. When in-person court appearances were again permitted, the courts were required to allow for appropriate physical distancing for staff, jurors, attorneys, defendants, and observers. Given the size and configuration of the County’s courtrooms, this restricted the number of cases and trials that could be heard. Today the courts are still not at the same operational level as prior to the pandemic. The result is a significant backlog of court cases.

The County has leased space for two additional courtrooms. In addition to the additional space, time and effort of existing and new employees and associated costs will be charged to the Recovery Fund to clear backlogged criminal and civil cases. The Board of County Commissioners has approved \$6,981,934 for this project.

2.36.D **Add Funding for Diversion Services:** This project will allow the Thurston County Prosecutor’s Office to pay for diversion services for cases where the Treatment Sales Tax (TST) cannot fund the diversion. Having this option available is part of our strategy to address court backlog cases. The initial plan is to use this money to contract with a community diversion provider to provide these services. The Board of County Commissioners has approved \$100,000 for this project.

2.36.E **Funding for Purchase of Jail Transport Vehicle:** This project is to purchase a Jail Transport Vehicle (a van) fully dedicated for transport of inmates to and from Chandler Court. Chandler Court is an alternative courtroom needed for COVID-19 distancing measures and prevention, mitigating the spread of COVID-19. The Board of County Commissioners has approved \$90,000 for this project.

2.36.F **Childcare Capacity Recovery Grants:** For many working families, childcare remains difficult to secure. While this is not a new challenge, it was exacerbated during the COVID-19 pandemic and subsequent ripple effects.

The Childcare Capacity Recovery Grant project supports existing childcare operators that add or restore capacity. Funds can be used to add staff or other improvements that enable providers to serve more families. Grant recipients will be required to enroll children from Working Connections Child Care (WCCC) households. These households earn up to 94 percent of state median income but do not currently have access to childcare due to capacity limitations. The Board of County Commissioners has approved \$2 million for this project.

2.37.A **Thurston County Food Bank Infant Formula & Diapers:** In response to the infant formula and diaper shortage, this project allowed the Thurston County Food Bank to purchase and distribute infant formula, including specialty infant formula, and diapers, to families in Thurston County. The Board of County Commissioners approved \$130,000 for this project.

c. Expenditure Category: Public Health- Negative Economic Impact: Public Sector Capacity (EC 3)

3.3.A **Public Sector Workforce Support:** This Public Sector Workforce Support project is to support government employment (payroll and benefits) for certain Thurston County employee positions following the FTE above pre-pandemic employment baseline calculation set forth in the Final Rule. (As published on p. 4386 in the Federal Register, Vol. 87, No. 18, Thursday January 27, 2022, Rules and Regulations.) The Board of County Commissioners has approved \$7 million for this project.

3.4.A **Evaluation and Data Analysis:** Key projects will be subject to a Program Evaluation. The Thurston Economic Development Council is performing a multi-year program evaluation study to determine the program outcomes of 11 State and Local Fiscal Recovery Fund (SLFRF) funded programs. The analysis is occurring in three phases including: the initial programmatic stimulus impact evaluation, the evaluation of individual outcomes for those served in programs, and the estimation of impact through public sector intervention over the long-term. Details of this project and project methodology is provided in the Use of Evidence section of the Recovery Plan Performance Report. The Board of County Commissioners approved \$654,671 for the Evaluation and Data Analysis project.

d. Expenditure Category: Premium Pay (EC 4)

Currently the Board of County Commissioners is not considering premium pay under the Recovery Fund.

e. Expenditure Category: Water, Sewer, and Broadband Infrastructure (EC 5)

5.3.A **Replace Tamoshan Sewer Main:** The Tamoshan/Beverly Beach sewer system provides services to nearly 120 properties, was constructed in 1972 and is now 50 years in age. The system is comprised of County owned and operated pipes which are rapidly approaching their end of useful service lives. During large storm events, high rates of inflow and infiltration (I&I) into the sewer system increase the amount of flow into the treatment plant. This large amount of I&I results in changes to how the plant is operated during these events, requires additional treatment to compensate for the increased flows,

and can result in permit violations and higher operational costs. This project would make improvements to the Tamoshan sewer system to reduce I&I and replace aged infrastructure. The County is considering funding a portion of the project with Recovery Fund money, and any remaining costs would be paid with utility revenue and County tax funds. The Board of County Commissioners has approved \$1.53 million for this project.

5.3.B **Replace Boston Harbor Sewer Main:** The Boston Harbor sewer system provides services to nearly 280 properties, which includes Burfoot Park (over 100,000 visitors annually), Boston Harbor Marina/Public Restroom, and Boston Harbor Elementary School (2022 enrollment is 179). The system was constructed in the 1980s and is now approaching 40 years in age. The system is comprised of County owned and operated septic tank effluent pumping (STEP) system. During large storm events, high rates of inflow and infiltration (I&I) into the sewer system increase the amount of flow into the treatment plant. This large amount of I&I results in changes to how the plant is operated during these events, requires additional treatment to compensate for the increased flows, and can result in permit violations and higher operational costs. The project would make improvements to reduce I&I into the County's sewer system. The County is considering funding a portion of the project with Recovery Fund money, and any remaining costs would be paid with utility revenue and County tax funds. The Board of County Commissioners has approved \$1,750,000 for this project.

5.11.A **Replace Tamoshan Water Main:** The Tamoshan/Beverly Beach water system provides services to nearly 120 properties, was constructed in 1972 and is now 50 years in age. The system is comprised of County owned and operated pipes which are rapidly approaching their end of useful service lives. The water system is made up of a combination of PVC and suspected asbestos cement (AC) pipe. As the water distribution system continues to age, the number of leaks has been steadily increasing, pipe failures are expected to increase, replacement costs are expected to increase, and there becomes an increased risk of potential health issues for consumers. The project would replace water mains to reduce leakage and improve long-term serviceability of the water system. The County is considering funding a portion of the project with Recovery Fund money, and any remaining costs would be paid with utility revenue and County tax funds. The Board of County Commissioners has approved \$1.25 million for this project.

5.11.B **Replace Boston Harbor Water Main:** The Boston Harbor water system provides services to nearly 280 properties, which includes Burfoot Park (over 100,000 visitors annually), Boston Harbor Marina/Public Restroom, and Boston Harbor Elementary School (2022 enrollment is 179). The system was largely constructed in the 1980s is now approaching 40 years in age. The system is comprised of County owned and operated pipes which are rapidly approaching their end of useful service lives. The water system is made up of PVC pipe, some of which is older than the rest of the system and not constructed to current standards. As the water distribution system continues to age, the number of leaks has been steadily increasing, pipe failures are expected to increase, replacement costs are expected to increase, and there becomes an increased risk of potential health issues for consumers. The County is considering funding a portion of the project with Recovery Fund money, and any remaining costs would be paid with utility revenue and County tax funds. The Board of County Commissioners has approved \$1.75 million for this project.

5.21.A **Expanding Broadband to Rural Thurston County:** The Nisqually Indian Tribe is proposing to carry out a multi-faceted Broadband Initiative to end the digital inequality that exists in areas of Thurston County. The project would deliver high speed internet services to residents, businesses, and facilities in

Thurston County that currently are unserved or underserved by internet services. The Tribe is working to construct a Fiber Optic Infrastructure - Open Access Network, or *OAN*. This type of network is gaining popularity throughout the country as a model that can increase competition and internet access while reducing the cost to the end user. At this point, this Recovery Fund project is to fund the Tribe's broadband coverage survey to identify unserved and underserved areas in Thurston County, pre-engineering, and engineering routes. The Board of County Commissioners has approved \$2,065,000 for this project.

f. Expenditure Category: Revenue Replacement (EC 6)

6.1.A Lost Revenue Replacement for Government Services: To date, the County has used the Revenue Replacement Funds for Public Safety, including the Sheriff's Office and Corrections Facilities (salaries and benefits of public safety staff); Employee Retention Bonuses; the Tenino Agricultural Park; Employee Longevity Bonuses; and Sheriff's Office Retention Bonuses. The Board of County Commissioners has approved \$10 million for Revenue Replacement:

- \$7,000,000 for Lost Revenue Replacement for Government Services
- \$1,086,947 for Employee Retention Bonuses
- \$821,500 for the Voter Registration Center
- \$500,000 for the Tenino Agricultural Park
- \$471,053 for the Employee Longevity Bonuses
- \$120,500 for Sheriff's Office Retention Bonuses

g. Expenditure Category: Administrative (EC 7)

7.1.A Administrative Expenses – Thurston County: Providing administrative support, including fiscal support, grant management, survey development, contract development, contract management, invoice payment, quarterly and annual reporting, program management, subrecipient monitoring, and audit support associated with the American Rescue Plan Act State and Local Fiscal Recovery Fund (SLFRF) grant programs. This project covers administrative costs up to the U.S. Dept. of the Treasury's 12/31/2024 obligation deadline. The Board of County Commissioners has approved \$714,198 for Administrative Expenses – Thurston County.

7.3.A Administrative Expenses – Thurston County 2025-2026: Providing administrative support, including fiscal support, grant management, survey development, contract development, contract management, invoice payment, quarterly and annual reporting, program management, subrecipient monitoring, audit support, and grant closeout associated with the American Rescue Plan Act State and Local Fiscal Recovery Fund (SLFRF) grant programs. This project covers administrative costs after the 12/31/2024 obligation deadline, required by the U.S. Dept. of the Treasury to be reported separately. The Board of County Commissioners has approved \$408,000 for Administrative Expenses – Thurston County 2025-2026.

Promoting Equitable Outcomes

On March 9, 2021, the Thurston County Board of County Commissioners passed a resolution declaring racism a crisis in the County. The Thurston County Board of Health passed a proclamation highlighting the

need to address inequalities in health outcomes within our Black, Indigenous, and People of Color (BIPOC) communities, in alignment with the County code on health equity. Both actions mandate specific deliverables, including the creation of a Racial Equity Council and development of a Racial Equity Action Plan and strategies to address internal and external gaps with our BIPOC population.

The County has hired a Racial Equity Program Manager to coordinate all efforts within the offices and departments internal to the County and with all the cities and towns to have a coordinated positive impact to our BIPOC population. Elements within the plan include hiring practices, training, and creating a forum for Thurston communities to propose policy changes to the County legislative authority. We will be developing performance indicators to measure the progress of our strategies. The issues and gaps affecting our BIPOC populations will not be resolved in a year or two, but there is a commitment from the County to implement long term sustainable policies.

Recovery Fund

As noted in program 2.29.B above, the County approved a target of \$1.7 million of the American Rescue Plan Act (ARPA) Recovery Fund to provide grants and assistance to BIPOC-owned businesses. Through June 30, 2024, \$1,343,485 has been distributed in grants to 139 eligible Thurston County BIPOC-owned businesses from the Thurston County ARPA Recovery Fund through our community partners Thurston Strong and the Thurston Economic Development Council (EDC).

Eligible BIPOC-owned Business Grant Expenses include, but are not limited to:

- Remedy, in part, lost revenues associated with COVID-19 impacts (ongoing or otherwise separate from impacts funded through prior local, state, or federal government grants and loans)
- Direct support to compensate for increased operating costs, market closures, distribution system disruption and supply chain disruptions
- Remedy, in part, lost revenues due to temporary COVID-19 related enterprise closures (if operating prior to March 1, 2020, and including full or partial line of business closures not already mitigated through other local, state, or federal government grants and loans)
- Support adaptation to new or altered operating conditions, including:
 - Verifiable, significant increase in demand for services
 - Verifiable need for new or significantly altered operational space and procedures (e.g., facility expansion to meet spacing requirements, reconfiguration of existing space to meet new safety measures and protocols, staff training, major increases in traditional operating expenses due to COVID-19)
- Unanticipated costs associated with retaining, re-integrating, or finding new employees to meet service demand due to COVID-19 closures and recovery.
- Business training or tools to adapt to the post-COVID-19 market (skills, equipment or technology that WOULD NOT have been necessary prior to the pandemic, but are essential to success due to evolving markets and supply chain challenges)

The County contracted with our community partner the EDC to hire a BIPOC Business Development Liaison. This position performed outreach, managed implementation, and provided support for the Minority Business Grant, Small Business Startup Grant, and Minority Business Advisory Council. The Minority Business Advisory Council provided advice and develops recommendations on strategies and policies to help businesses reset, recover, and relaunch from COVID-19 impacts to ensure the region's economy is moving forward with a focus on inclusivity. Resources and support provided to Thurston

County BIPOC business owners were prioritized as the community emerges and recovers from the COVID-19 pandemic.

Community Engagement

The Recovery Plan is a presentation of projects currently funded by the Board of County Commissioners, and under consideration for funding. The plan incorporates requests and input from community leaders, partners, municipalities, County agencies, and residents who have expressed their needs over the past two and a half years. Information and requests have been received at public hearings, board meetings, meetings with partner organizations, letters, and e-mail.

ARPA Recovery Fund Community Survey

The County conducted the following survey, inviting community input to prioritize potential ARPA project areas, and inviting comments suggesting ARPA project areas. The goal of the survey was to inform the public of County COVID-19 spending, and to gather community input and priorities for the Board to consider as they make Recovery Fund allocation decisions.

Thurston County COVID-19 Recovery Fund Survey

To better understand the ongoing needs of residents, businesses, and nonprofits, and as part of the process of determining the best way to use these one-time funds to assist in recovery and invest in the future, the Thurston County Board of County Commissioners are seeking input from those who live within Thurston County in Washington state.

This survey will be open until Friday, October 28, 2022.

We want to hear from you!

Funding from the American Rescue Plan Act (ARPA) allows Thurston County to assist residents, businesses, and nonprofits in recovery from the COVID-19 pandemic while making investments in the future.

In the spirit of collaboration, transparency, and accountability, we are asking residents to participate in this brief survey to help prioritize areas of investment for \$10 million of the County's ARPA funds. Some projects are already underway, and as the Thurston County Board of County Commissioners allocates funds, it is important to us that this process remains rooted in community and reflects the priorities of our residents.

Coronavirus State and Local Fiscal Recovery Funds

The Coronavirus State and Local Fiscal Recovery Funds (SLFRF) program, a part of the American Rescue Plan Act (ARPA), delivered \$350 billion in federal funding to state, local, and Tribal governments across the country to support their response to and recovery from the COVID-19 public health emergency.

ARPA funds are intended to decrease the spread of COVID-19 and bring the pandemic under control, provide support for costs incurred in addressing public health, and lay the foundation for a strong, equitable economic recovery by addressing systemic public health and economic challenges that may have contributed to more severe impacts of the pandemic among low-income communities and people of color.

Thurston County has received \$56.4 million as part of the U.S. Department of the Treasury SLFRF program. With approval by the Thurston County Board of County Commissioners, the ARPA Recovery Fund may be used to:

Replace lost public sector revenue:

Using a portion of this funding to provide government services.

Respond to the far-reaching public health and negative economic impacts of the pandemic:

Supporting the health of communities, and helping households, small businesses, impacted industries, nonprofits, and the public sector recover from economic impacts.

Provide premium pay for essential workers:

Offering additional support to those who have and will bear the greatest health risks because of their service in critical sectors.

Invest in water, sewer, and broadband infrastructure:

Making necessary investments to improve access to clean drinking water, to support vital wastewater and stormwater infrastructure, and to expand affordable access to broadband internet.

Source: [U.S. Department of the Treasury](#)

Within these categories, the Thurston County Board of County Commissioners has broad flexibility to decide how best to use this funding to meet the needs of our community. ARPA funds may be used beginning March 3, 2021 and must be spent (or obligated) by December 31, 2024, with final expenditures occurring for projects by December 31, 2026.

Learn More about Coronavirus State and Local Fiscal Recovery Funds

- [Thurston County Recovery Plan 2022 Report](#)
- [The Coronavirus State and Local Fiscal Recovery Funds \(SLFRF\) Program](#)
- [Overview of U.S. Treasury Final Rule for ARPA Fiscal Recovery Fund](#)
- [Coronavirus State and Local Fiscal Recovery Funds Final Rule](#)

COVID-19 Response Funding

The ARPA Recovery Fund is only one funding stream Thurston County received for pandemic response. The County has received over \$165 million in federal and state grant awards since March 2020.

Major funding received by Thurston County

- Housing & Rental Assistance Grants \$64.9 million
- ARPA Recovery Fund \$56.4 million
- Coronavirus Relief Fund \$21.4 million
- Public Health Response \$17.9 million
- FEMA Mass Vaccinations \$5.4 million

The Thurston County Board of County Commissioners would like to hear from Thurston County residents before allocating the remaining ARPA funds.

- This tool will walk you through a menu of 18 potential project areas
- Each item has a title and preliminary price tag that is an early estimate of what a potential project might cost
- Select your highest priority items until you run out of budget
- Before submitting, you will be asked to rank your choices
- This tool will allow you to choose projects totaling up to, but not over, \$10 million in allocations
- Only full projects (no partial items) can be selected
- After submitting, there is space to suggest other ideas of high-priority projects for the Thurston County ARPA Recovery Fund

At the end of the survey, you will be asked a few demographic questions. The responses you provide will be anonymous and will help us to ensure we are hearing from a wide array of voices in our community. Your ideas and opinions matter to us!

Thank you in advance for participating in this important process. Your input is key to helping us make the best decisions for our community.

Thank you for letting us know of your priorities! Tune in to the Thurston County YouTube Channel to view Board of County Commissioner meetings on this and other topics.

ARPA Recovery Fund Community Survey Results

The survey was open at Balancing Act from September 16, 2022, to October 28, 2022. The figures for major funding received by Thurston County were accurate at the time of the survey and have since increased to \$180 million. Early survey data was reported to the Board of County Commissioners September 28, 2022, with final survey results reported November 10, 2022. We had 431 Survey submissions. Potential ARPA projects areas were ordered by Vote Totals which were weighted by priority. Unweighted votes are also provided in the tables below.






The top nine potential ARPA projects areas the community prioritized were:

1. Affordable Housing
2. Mental Health Services
3. Homeless Services
4. Water & Sewer Infrastructure Projects
5. Environment & Sustainability Projects
6. Parks & Recreation
7. Eviction & Rental Assistance
8. Decreasing the Thurston County Court Backlog
9. Broadband Infrastructure Projects

	Weighted ↓	Unweighted	Project ↑	Amount
	321.33	323	Affordable Housing	\$2,500,000
	281.11	337	Mental Health Services	\$500,000
	257.97	290	Homeless Services	\$500,000
	221.40	263	Water & Sewer Infrastructure Projects	\$2,500,000
	198.97	259	Environment & Sustainability	\$250,000
	195.28	262	Parks & Recreation	\$250,000
	193.00	240	Eviction & Rental Assistance	\$1,000,000
	188.40	224	Decrease the Thurston County Court Backlog	\$1,000,000
	177.99	221	Broadband Infrastructure Projects	\$1,500,000

The next nine potential ARPA projects areas the community prioritized were:

- 10. Nonprofit Organization Grants
- 11. Childcare Business Grants
- 12. Thurston County Job Development
- 13. Substance Abuse Monitoring
- 14. Small Business Grants
- 15. Agricultural Market Grants
- 16. COVID-19 Vaccine Distribution
- 17. Arts & Culture
- 18. Tourism

	Weighted ↓	Unweighted	Project	Amount
	177.84	241	Nonprofit Organization Grants	\$250,000
	172.13	219	Childcare Business Grants	\$1,500,000
	156.14	221	Thurston County Job Development	\$500,000
	153.28	216	Substance Abuse Monitoring	\$250,000
	149.15	207	Small Business Grants	\$500,000
	117.20	165	Agricultural Market Grants	\$1,000,000
	108.99	139	COVID-19 Vaccine Distribution	\$250,000
	101.02	146	Arts & Culture	\$500,000
	58.00	86	Tourism	\$100,000

In addition to the potential ARPA project area prioritization results, all community survey comments were grouped by project category, ordered by category priority, and provided to the Board of County Commissioners. The ARPA Recovery Fund Community Survey is a tool the Board considers when making allocation decisions.

Labor Practices

The County follows federal and state workforce practice laws which regulate public works. The water and sewer system projects in Expenditure Category 5 will publish requests for proposals which are competitive, advertised to the entire business community, and include a statement that prevailing wages are required.

The County has an apprenticeship program. All public works projects that cost \$1 million or more require that no less than 15 percent of the labor hours involved in the project be performed by apprentices.

Thurston County Diverse Business Inclusion Plan

Thurston County’s vision is for a vibrant community ensuring the health, safety, and wellbeing of generations to live, work, and play. The mission is to create a community that promotes health, commerce, and environmental protection with transparency and accountability. A critical step in fostering a community that promotes commerce is to develop opportunities for small diverse businesses to thrive in community. Thurston County is committed to ensuring that minority-owned, women-owned, veteran-owned, and small/mini/micro-businesses have equitable access and opportunity to navigate the process of successfully competing for projects that are available throughout Thurston County government.

Thurston County has developed a robust plan that aligns with the goal of increasing equitable opportunities for diverse economic development. The actions and strategies identified in the plan are designed to match to the individualized and specific needs of our business partners and this plan is dynamic in order to effectively foster the success of diverse business opportunities.

Diverse Business Subcontracting Goals

Thurston County’s Diverse Business Utilization goals are in alignment with the Washington State Department of Commerce and are as follows:

Minority-Owned business	10%
Women-Owned business	6%
Veteran-Owned business	5%
Small/mini/micro-business	5%

Thurston County government is committed to achieving the above goals and has developed the following plans and procedures in order to further support efforts to foster diverse economic opportunities:

Engagement, Outreach and Communication to Business Community

Thurston County utilizes a variety of strategies to engage with and communicate with diverse business. Despite the pandemic, Thurston County has continued its efforts to work with diverse business partners with creativity due to limits of in person communication for the past two years.

- Projects are posted on Thurston County website
- Projects are posted on the Municipal Research and Services Center (MSRC) website
- Projects are posted on the Department of Enterprise Services (DES) website
- Direct outreach to Office of Minority and Women’s Business Enterprises (OMWBE)
- Meeting directly with members from OMWBE
- Projects can be posted on County social media sites
- Participation in business job fairs
- Direct outreach to qualified businesses when there are project opportunities

Commitment to Compliance

Thurston County is committed to working to diversify its contracts with business owners, and meeting or exceeding the utilization goals stated in this plan. Thurston County Department leadership will support the efforts to comply with these goals by providing staff resources and supports to foster and develop a thriving diverse business market in this community. Thurston County will be responsible for reviewing the Diverse Business Plan to ensure efforts are being made that are in alignment of the plan. The county will provide a Business Expert to provide consultation to businesses in order to focus efforts on meeting or exceeding the utilization goals. (Prior paragraphs included selected elements of the Thurston County Diverse Business Inclusion Plan 2022-2023.)

Use of Evidence

The County supports the use of evidence-based interventions and rigorous program evaluations where they make sense and are required. The County is not currently incorporating evidence-based interventions to any of the projects the Board of County Commissioners have approved using Recovery Fund money, as this would needlessly divert funding from those who need it most. Subsequent versions of this report will include information on use of evidence-based interventions in funded programs, if they are used in the future.

Key projects will be subject to a Program Evaluation. The Thurston Economic Development Council (EDC) has been contracted to perform a multi-year program evaluation study to determine the program outcomes of ten Coronavirus State and Local Fiscal Recovery Funds (SLFRF) funded programs. The analysis will occur in three phases including: the initial programmatic stimulus impact evaluation, the evaluation of individual outcomes for those served in programs, and the estimation of impact through public sector intervention over the long-term.

Program Evaluation Timeline

Based on the need to evaluate each program through multiple lenses and the need to evaluate outcomes at differing points in each program. The following three-year timeline is suggested:

	Year 1: Supply-Chain Impact of Stimulus				Year 2: Impact to individuals Served				Year 3: Downstream Impacts of Public Intervention			
	Q1	Q2	Q3	Q4	Q1	Q2	Q3	Q4	Q1	Q2	Q3	Q4
Research Design	Blue	Blue			Blue				Blue			
Data Collection		Orange	Orange			Orange	Orange			Orange	Orange	Orange
Analysis		Green	Green			Green	Green			Green	Green	
Report Authoring				Yellow				Yellow				Yellow

United Way Grants Program Evaluation

The EDC study will evaluate the grants administered by United Way of Thurston County to fund Thurston County nonprofits that were adversely impacted by Covid-19. Proposed nonprofit programs to receive funding are below, but subject to change.

Evaluation Goals

The following evaluation process is suggested to determine outcomes associated with this funding:

- Determine the number of individuals impacted directly by services
- Determine the value of cost savings associated with providing services from the perspective of downstream costs to the public and costs to businesses through literature review (if applicable)
- Model spending associated with activities as stimulus in their associated industry categories as appropriate using the IMPLAN Input Output platform (a set of databases, economic data, and demographic statistics used to conduct analysis).

Outcomes

The following are the expected outcomes associated with this evaluation:

- The total number of individuals served by service providers
- The total value of cost savings associated with providing services to the public and private sector (if applicable) in USD.
- The total value of economic stimulus inclusive of direct, indirect, and induced economic impacts by industry for;
 - FTE Growth
 - Labor Income
 - Total Output
 - Tax Revenues
 - Special District
 - Municipal
 - County
 - State
 - Federal

Thurston Job Champions Network Program Evaluation

The EDC study will evaluate the Job Champion Network program that provides grants to nonprofits to support employment with Thurston County nonprofits and is administered by Pacific Mountain Workforce Development Council.

Evaluation Goals

The following evaluation process is suggested to determine outcomes associated with this funding:

- Determine the number of individuals who received access to services through direct data provided by service providers.
- Determine the value provided to nonprofits in terms of labor income and increased outputs
- Model spending associated with activities as stimulus in their associated industry categories as appropriate using the IMPLAN I/O.

Outcomes

The following are the expected outcomes associated with this evaluation:

- The total number of individuals served by served service providers
- Quantify value of labor earned and its impact on consumer demand
- Quantify the value of increased output by nonprofits served by program due to increase in labor
- The total value of economic stimulus inclusive of direct, indirect, and induced economic impacts by industry for;
 - FTE Growth
 - Labor Income
 - Total Output
 - Tax Revenues
 - Special District
 - Municipal
 - County
 - State
 - Federal

Thurston Strong Grant Programs Program Evaluation

The EDC study will evaluate the various grant programs administered by the EDC. Grant programs include the Thurston Business Relaunch Grants, the Target Zone Small Business Startup Grant, Nonprofit Grants, and Agricultural Grants. The grants are intended to provide direct grants to Thurston County small businesses and nonprofits that were negatively impacted by the COVID-19 pandemic.

Evaluation Goals

The following evaluation process is suggested to determine outcomes associated with this funding, including as applicable but not limited to:

- Determine the number of businesses who received grants through direct data provided by grant administrators and characteristics (minority or woman owned, business size)
- Follow-up with businesses after a pre-determined amount of time to assess full impacts of stimulus
- Model spending associated with activities as stimulus in their associated industry categories as appropriate using the IMPLAN I/O.

Outcomes

The following are the expected outcomes associated with this evaluation:

- The total number of businesses receiving grants, including characteristics such as:
 - Sector
 - Business size
 - Minority or woman owned status
- The total value for economic stimulus inclusive of direct, indirect, and induced economic impacts by industry for;
 - FTE Growth
 - Labor Income
 - Total Output
 - Tax Revenues
 - Special District
 - Municipal
 - County
 - State
 - Federal

Food Assistance Boxes Program Evaluation

The EDC study will evaluate the Food Assistance Box program that provides weekly distribution of food assistance boxes, sourcing and aggregating product from local area farms and delivering to Thurston County food assistance organizations. The food assistance boxes will provide aid relief to those who have been negatively affected by the COVID-19 pandemic through weekly distribution of up to 150 boxes of local farm food to an established list of food assistance organization located within Thurston County that served Thurston County residents experiencing food insecurity.

Evaluation Goals

The following evaluation process is suggested to determine outcomes associated with this funding:

- Determine the number of individuals who received food boxes through direct data provided by service providers
- Evaluate economic and social impacts of Food Assistance Box Program
 - Direct value of food provided
 - Consumer prospective
 - Producer prospective
 - Downstream impacts and social cost savings of public intervention

Outcomes

The following are the expected outcomes associated with this evaluation:

- The total number of individuals served by service providers
- The total value of economic stimulus inclusive of direct, indirect, and induced economic impacts by industry for;
 - FTE Growth
 - Labor Income
 - Total Output
 - Tax Revenues
 - Special District
 - Municipal
 - County
 - State
 - Federal

Tourism, Recreation, Entertainment Recovery

The EDC study will evaluate the funds administered to support tourism, recreation, and entertainment recovery through marketing, promotion, and events.

Evaluation Goals

The following evaluation process is suggested to determine outcomes associated with this funding:

- Evaluate impact of marketing, events and more provided by Experience Olympia and Beyond on the local Thurston County economic sectors related to tourism, recreation & entertainment at a pre-determined time

Outcomes

The following are the expected outcomes associated with this evaluation:

- The total value of economic stimulus inclusive of direct, indirect, and induced economic impacts by industry for:
 - FTE Growth
 - Labor Income
 - Total Output
 - Tax Revenues
 - Special District
 - Municipal
 - County
 - State
 - Federal

The Program Evaluations are still in the beginning state. Updates to descriptions of the evaluation design, whether it is a randomized or quasi-experimental design, key research questions being evaluated,

whether the study has sufficient statistical power to disaggregate outcomes by demographics, and the timeframe for the completion of the evaluation will be reported in future versions of this report.

Performance Report

Program Evaluations are in Progress

The County has contracted with the Thurston Economic Development Council (EDC) to evaluate and report on metrics, output, and outcomes of ten American Rescue Plan Act programs. Methodology is described in the Use of Evidence section. Results and updates will be shared in future versions of this report.

Performance Management

The County is tracking and reporting on the use of Recovery Funds through monthly expenditure reports to the Board of County Commissioners. The County is holding periodic work sessions with the Board of County Commissioners to report on projects and expenditures, discuss concerns and opportunities, and to receive guidance on how to align projects with the Board’s overarching jurisdictional goals for these funds.

A table of Recovery Funds expended by project may be found in the Table of Expenses by Expenditure Category Section of this report.

Performance Indicators

Performance measures were developed with Thurston County offices and departments for major Recovery Fund projects and are reported along with percent of approved funds expended by project in the Project Inventory Section of this report. Key required performance indicator metrics are reported to the U.S. Department of the Treasury, and in the Project Inventory Section of this report.

American Rescue Plan Outcomes for Thurston County

The following is a draft of the ARPA Final Report by the Thurston Economic Development Council (American Rescue Plan Outcomes for Thurston County, Phase 1: Economic Impacts, June 2023). The full report provides data for 11 ARPA projects, spans more than 60 pages, and will be posted to the Thurston County website when complete.

American Rescue Plan Outcomes for Thurston County, Phase 1: Economic Impacts Executive Summary (Draft) June 2023

The total value of ARPA funds that were spent through March 31, 2023, and included in this analysis, was \$8,573,107. Approximately \$1.5 million of that funding was administered through United Way and went to social service providers primarily serving as a stopgap for budgets impacted by COVID-19. Approximately \$7.1 million was administered through Thurston Strong,

an economic development initiative focused on business resiliency and equity and facilitated business support grants throughout Thurston County.

The total economic output associated with this direct public intervention is valued at 156 jobs, \$7,978,933 in new and sustained labor income and \$18,043,209 in total economic output. Table 1 below summarizes the full economic impact. ¹

The economic multiplier for this public investment is valued at 2.10. For every \$1.00 of public investment through ARPA it generated \$2.10 back to the local economy of Thurston County. This multiplier will continue to grow as additional cost savings and economic impacts accrue over time.

Impact	Employment	Labor Income	Output
Direct	123.09	\$5,798,100	\$11,403,277
Indirect	15.75	\$923,526	\$3,006,902
Induced	21.1	\$1,257,307	\$3,633,030
	159.94	\$7,978,933	\$18,043,209

Table 1: Total Economic Impact of ARPA Funding by Impact, All Expenditures

Source: Thurston EDC, IMPLAN I/O

The most impacted industry in terms of employment was Social Assistance at 41.79 jobs created and sustained. The most impacted industry in terms of output was Religious, Grantmaking, Civic, Professional, and Similar Organizations at \$2,573,022.83.

This increase in economic activity generated an additional \$802,775.22 in additional State and Local tax revenues. A full breakdown of tax revenues is shown below in *Table 2*.

Impact	City	Special Districts	County	State	Federal	Total
Direct	\$36,048	\$61,672	\$31,692	\$190,680	\$1,193,847	\$1,513,939
Indirect	\$23,282	\$39,912	\$20,473	\$102,061	\$177,943	\$363,670
Induced	\$37,425	\$64,164	\$32,909	\$162,457	\$225,425	\$522,380
	\$96,755	\$165,748	\$85,074	\$455,198	\$1,597,214	\$2,399,989

Table 2: Total Tax Revenue Impact of ARPA Funding by Jurisdiction, All Expenditure

Source: Thurston EDC, IMPLAN I/O

¹ These impacts do not yet quantify the full scope of impacts associated with downstream cost savings for the public sector or the long-term impacts of business stimulus. These impacts will be evaluated in Phase 3 of this project.

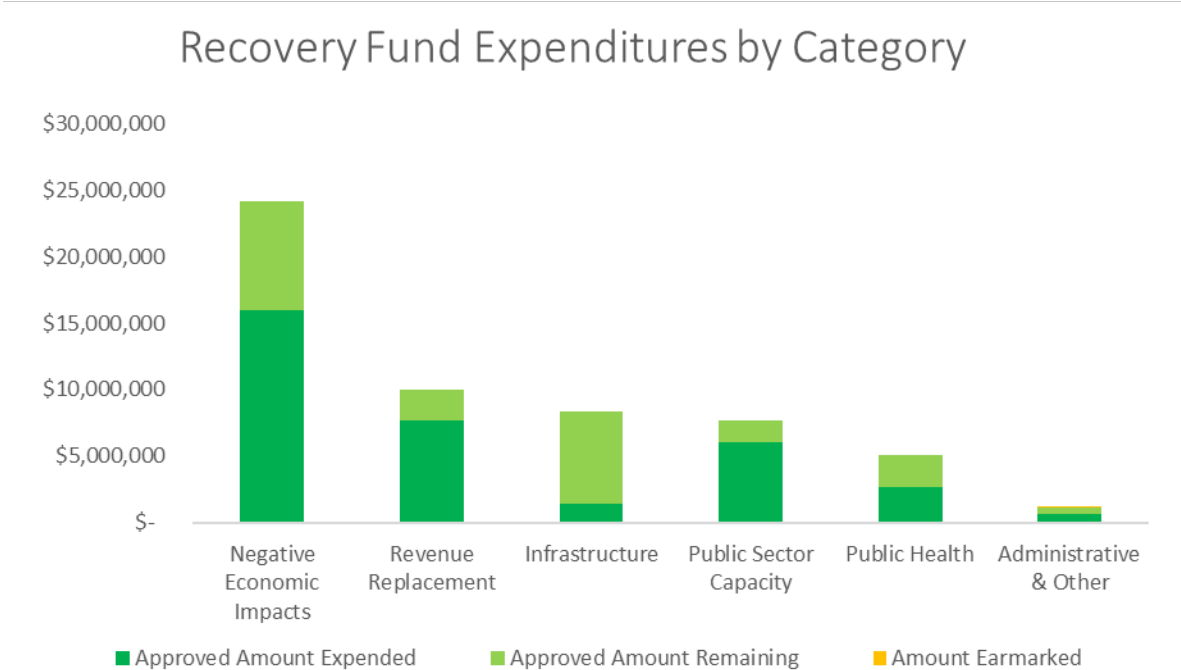
Table of Expenses by Expenditure Category

ARPA					
Expenditure Category	Expenditure Category & Project	Amount Approved	Under Consideration	Cumulative Expenditures	Spent Since Last Report
1	Public Health	5,064,632	-	2,699,127	252,275
1.1.A	COVID-19 Vaccination	44,778		44,778	-
1.4.B	Install a Body Scanner in the County Jail	177,266		177,266	-
1.4.C	Substance Abuse Monitoring	1,090,000		753,552	110,855
1.4.D	Install Video Court Equipment in Jail Housing Units	700,000		173,159	140,507
1.6.A	Medical Expenses (Coroner Lab Fees)	20,000		18,690	913
1.6.B	Medical Expenses (Employee testing)	141,546		141,546	-
1.7.C	Thurston County Website & Staff Support	579,563		579,563	-
1.7.D	COVID Paid Leave for County Employees	523,024		523,024	-
1.13.A	Overdose Prevention Project	80,000		65,709	-
1.14.A	Emergency Medical Services Staff	63,456		63,456	-
1.14.C	Coroner's Office New Transport Vehicle	45,000		-	-
1.14.D	Medic One Vehicles	1,600,000		158,385	-
2	Negative Economic Impacts	24,146,711	-	15,998,435	2,127,760
2.10.A	Thurston Works Jobs Program	1,300,000		1,190,640	-
2.15.A	Affordable Housing	4,925,547	-	1,248,576	423,029
2.29.A	Thurston Business Relaunch	2,021,698		2,021,698	-
2.29.B	Minority Enterprise Investment	1,689,695		1,689,695	-
2.29.C	Small Business Startup	1,060,040		1,059,960	-
2.34.A	Nonprofit Organization Grants	849,204		849,204	-
2.34.B-E	United Way Nonprofit Economic Impact Grants	1,500,000		1,489,020	-
2.34.B	United Way of Thurston County Grant Support	32,274		21,294	-
2.34.C	Economic Impact Grants to Support Youth Service Nonprofits	470,868		470,868	-
2.34.D	Economic Impact Grants to Shelter and Other Basic Needs Nonprofits	194,624		194,624	-
2.34.E	Economic Impact Grants to Food Security and Senior Service Nonprofits	802,234		802,234	-
2.35.A	Tourism, Recreation, and Entertainment Recovery	302,500		300,000	-

ARPA Expenditure					
Category	Expenditure Category & Project	Amount Approved	Under Consideration	Cumulative Expenditures	Spent Since Last Report
2.36.A	Thurston Agricultural Market Grants	589,664		589,664	-
2.36.A	Thurston Agricultural Food Boxes	106,428		106,428	-
2.36.B	Thurston County Agriculture Support	500,000	-	128,058	38,456
2.36.C	Decrease the Court Backlog	6,981,934	-	3,124,045	371,686
2.36.D	Add Funding for Diversion Services	100,000		-	-
2.36.E	Funding for Purchase of Jail Transport Vehicle	90,000		90,000	90,000
2.36.F	Childcare Capacity Recovery Grants	2,000,000		1,981,446	1,204,589
2.37.A	Thurston County Food Bank Infant Formula & Diapers	130,000		130,000	-
3	Public Sector Capacity	7,654,671	-	6,082,996	764,663
3.3.A	Public Sector Workforce Support	7,000,000		5,672,795	688,192
3.4.A	Evaluation and Data Analysis	654,671		410,202	76,471
5	Infrastructure	8,345,000	-	1,433,789	220,457
5.3.A	Replace Tamoshan Sewer Main	1,530,000		151,553	37,917
5.3.B	Replace Boston Harbor Sewer Main	1,750,000		173,369	70,552
5.11.A	Replace Tamoshan Water Main	1,250,000		104,400	44,913
5.11.B	Replace Boston Harbor Water Main	1,750,000		126,861	67,075
5.21.A	Expanding Broadband to Rural Thurston County	2,065,000	-	877,606	-
6	Revenue Replacement	10,000,000	-	7,659,416	-
6.1.A	Lost Revenue Replacement for Government Services	10,000,000		7,659,416	-
7	Administrative and Other	1,122,198	100,000	625,438	44,242
7.1.A	Administrative Expenses - Thurston County	714,198	-	625,438	44,242
7.3.A	Administrative Expenses - Thurston County 2025-2026	408,000		-	-
	Not yet allocated		100,000		-
Total as of June 30, 2024		56,333,212	100,000	34,499,202	3,409,398

Recovery Fund Expenditures by Expenditure Category

With nearly three years of American Rescue Plan Act projects underway, the Board of County Commissioners has made the largest investment to address Negative Economic Impacts of the COVID-19 pandemic in Thurston County, followed by Revenue Replacement, Infrastructure projects, Public Sector Capacity, and Public Health projects. *Figure 3, Recovery Fund Expenditures by Expenditure Category*, and the accompanying data table in *Figure 4* show Cumulative Expenditures, Approved Amount Remaining, and Amount Earmarked in each of the expenditure categories.



Expenditures and allocations approved by the Thurston County Board of County Commissioners as of June 30, 2024

Figure 3: Recovery Fund Expenditures by Expenditure Category

Expenditure Category	Approved Amount Expended	Approved Amount Remaining	Amount Earmarked	Total
Negative Economic Impacts	\$ 15,998,435	\$ 8,148,276	\$ -	\$ 24,146,711
Revenue Replacement	\$ 7,659,416	\$ 2,340,584	\$ -	\$ 10,000,000
Infrastructure	\$ 1,433,789	\$ 6,911,211	\$ -	\$ 8,345,000
Public Sector Capacity	\$ 6,082,996	\$ 1,571,675	\$ -	\$ 7,654,671
Public Health	\$ 2,699,127	\$ 2,365,505	\$ -	\$ 5,064,632
Administrative & Other	\$ 625,438	\$ 496,760	\$ 100,000	\$ 1,222,198
Total	\$ 34,499,202	\$ 21,834,010	\$ 100,000	\$ 56,433,212

Figure 4: Recovery Fund Cumulative Expenditures and Amount Remaining by Expenditure Category

PROJECT INVENTORY

Project Inventories are presented for activities that have funding approved by the Board of County Commissioners. Additional approved projects may be added in future versions of the report.

The County is not currently incorporating evidence-based interventions to any of the projects the Board of County Commissioners have approved using Recovery Fund money. Subsequent versions of this report will include information on use of evidence-based interventions in funded programs, if they are used in the future.

Performance measures were developed with Thurston County offices and departments for major Recovery Fund projects and are reported along with percent of approved funds expended by project. Additional performance measures are under development. Key required performance indicator metrics are reported to the U.S. Department of the Treasury, and in the Project Inventory Section of this report.

Performance Measure Definitions

Output Measures monitor “how much” was produced or provided. They provide a number indicating how many items, referrals, actions, products, etc. were involved. Output measure examples include:

- Number of permits issued, number of people trained, number of cases managed, or number of arrests made

Outcome Measures are used to determine the extent to which a project has impacted its intended audience. These measures are usually built around the specific goal the project is intended to deliver or fulfill. Outcome measure examples include:

- Highway death rate, crime recidivism rate, percent of entities in compliance with requirements, percent of cases resolved

Project Inventory Section Note

Funding amounts approved and under consideration are as of June 30, 2024. The Board of County Commissioners reserves the right to re-allocate Recovery Funds, cancel projects as allowed, re-start completed projects, and add new projects, in order to meet their funding priorities to help Thurston County respond to and recover from the COVID-19 pandemic.

Project 1.1.A: COVID-19 Vaccination Software

Funding amount approved: \$44,778

Spent through June 30, 2024: \$44,778

Project Expenditure Category: EC1, Public Health

Project Overview

- This project is for the purchase of software to track the COVID-19 vaccination status and/or testing status of Thurston County employees.
- Approximate project timeline: 11/19/2021 to 11/18/2022
- There is no website for this project.
- This project is not intended to primarily serve disadvantaged communities.

Use of Evidence

- The goal of the project was to reduce the spread of COVID-19 among Thurston County employees. This project was not an evidence-based intervention. At this time, a program evaluation is not planned for this project.
- Amount of total project spending allocated towards evidence-based interventions: \$0

PERFORMANCE REPORT

- This project has concluded. 100 percent of approved funds have been expended.
- Output Measure: Project expenditures by quarter
- Outcome Measure: Number of employees whose vaccination status was tracked

Period Covered	Output Measure	Outcome Measure
March 3, 2021 – December 31, 2021	\$ 18,430	1063
January 1 – March 31, 2022	\$ 26,348	1076
April 1 – June 30, 2022	\$ -	1083
July 1 – September 30, 2022	N/A	N/A
October 1 – December 31, 2022	N/A	N/A
January 1 – March 31, 2023	N/A	N/A
April 1 – June 30, 2023	N/A	N/A
July 1 – September 30, 2023	N/A	N/A
October 1 – December 31, 2023	N/A	N/A
January 1 – March 31, 2024	N/A	N/A
April 1 – June 30, 2024	N/A	N/A

Project 1.4.B: Install a Body Scanner in the County Jail

Funding amount approved: \$177,266

Spent through June 30, 2024: \$177,266

Project Expenditure Category: EC1, Public Health

Project Overview

- An airport-type body scanner will be installed in the County jail. It will be used for screening inmates entering the facility, eliminating the need for pat searches and strip searches. This will reduce the times jail staff come in close contact with inmates. Purchase from a GSA contract has been approved by the Board of County Commissioners.
- Approximate project timeline: 3/3/2021 to 12/31/2022
- There is no website for this project.
- This project is not intended to primarily serve disadvantaged communities.

Use of Evidence

- The goal of the project is a reduction in the transmission of COVID-19 in the Thurston County Corrections Facility. This project is not an evidence-based intervention. Although required for items in the 1.4 Prevention in Congregate Settings category, there will not be an evidence-based program or learning study for this purchase. This is an equipment and infrastructure investment that will promote physical distancing. Physical distancing is a proven method of decreasing the spread of COVID-19.
- Amount of total project spending allocated towards evidence-based interventions: \$0

PERFORMANCE REPORT

- This project is complete. 100 percent of approved funds have been expended.
- Output Measure: Average number of people in the jail
- Outcome Measure: Number of COVID-19 outbreaks in the jail

Period Covered	Output Measure	Outcome Measure
March 3, 2021 – December 31, 2021	240	6
January 1 – March 31, 2022	249	2
April 1 – June 30, 2022	258	-
July 1 – September 30, 2022	242	1
October 1 – December 31, 2022	226	1
January 1 – March 31, 2023	234	1
April 1 – June 30, 2023	253	1
July 1 – September 30, 2023	253	TBA
October 1 – December 31, 2023	253	TBA
January 1 – March 31, 2024	259	TBA
April 1 – June 30, 2024	291	TBA

Project 1.4.C: Substance Abuse Monitoring

Funding amount approved: \$1,090,000

Spent through June 30, 2024: \$753,552

Project Expenditure Category: EC1, Public Health

Project Overview

- This project will allow those who are unable to pay to have the ability to obtain home monitoring (through an ankle bracelet that can detect alcohol in the blood) in lieu of pre-sentencing incarceration from Friendship Diversion Services, a provider the County has contracted with.
- Approximate project timeline: 5/12/2022 to 12/31/2024
- There is no website for this project.
- This project is not intended to primarily serve disadvantaged communities.

Use of Evidence

- This project will help the District Court accomplish its goal of increasing physical distancing within the jail by reducing the number of inmates, which would decrease the likelihood of COVID-19 spreading to other inmates and staff. This project is not an evidence-based intervention. Physical distancing is a proven method of decreasing the spread of COVID-19. At this time, a program evaluation is not planned for this project.
- Amount of total project spending allocated towards evidence-based interventions: \$0

PERFORMANCE REPORT

- This project is in progress. 69 percent of approved funds have been expended.
- Output Measure: Number of people receiving monitoring
- Outcome Measure: Number of defendants in custody

Period Covered	Output Measure	Outcome Measure
March 3, 2021 – December 31, 2021	N/A	N/A
January 1 – March 31, 2022	N/A	95
April 1 – June 30, 2022	20	89
July 1 – September 30, 2022	88	82
October 1 – December 31, 2022	141	75
January 1 – March 31, 2023	195	55
April 1 – June 30, 2023	276	55
July 1 – September 30, 2023	TBA	TBA
October 1 – December 31, 2023	TBA	TBA
January 1 – March 31, 2024	TBA	TBA
April 1 – June 30, 2024	TBA	TBA

Project 1.4.D: Install Video Court Equipment in Jail Housing Units

Funding amount approved: \$700,000

Spent through June 30, 2024: \$173,159

Project Expenditure Category: EC1, Public Health

Project Overview

- This infrastructure project would install video court equipment in housing pods at the County jail, enabling video court appearances to reduce COVID-19 outbreaks in the jail.
- Approximate project timeline: 3/3/2021 to 12/31/2024
- There is no website for this project.
- This project is not intended to primarily serve disadvantaged communities.

Use of Evidence

- The goal of the project is to assist in the clearance of the court backlog by enabling private attorney client interaction and video court appearances during COVID-19 outbreaks. This project is not an evidence-based intervention. At this time, a program evaluation is not planned for this project.
- Amount of total project spending allocated towards evidence-based interventions: \$0

PERFORMANCE REPORT

- This project is in progress. 25 percent of approved funds have been expended.
- Output Measure: Average number of people in the jail
- Outcome Measure: Number of people who had at least one video court appearance

Period Covered	Output Measure	Outcome Measure
March 3, 2021 – December 31, 2021	240	3,307
January 1 – March 31, 2022	249	1,110
April 1 – June 30, 2022	258	1,027
July 1 – September 30, 2022	242	975
October 1 – December 31, 2022	226	927
January 1 – March 31, 2023	234	1,094
April 1 – June 30, 2023	253	1,323
July 1 – September 30, 2023	253	1,576
October 1 – December 31, 2023	253	1,401
January 1 – March 31, 2024	259	1,313
April 1 – June 30, 2024	291	1,479

Project 1.6.A: Medical Expenses (Coroner Lab Fees)

Funding amount approved: \$20,000

Spent through June 30, 2024: \$18,690

Project Expenditure Category: EC1, Public Health

Project Overview

- This project pays for invoices from Providence St. Peter Hospital, or other lab testing services as needed, and Rapid tests used for COVID-19 testing for decedents in the care of the Thurston County Coroner’s Office.
- Approximate project timeline: 3/3/2021 to 12/31/2024
- There is no website for this project.
- This project is not intended to primarily serve disadvantaged communities.

Use of Evidence

- The goal of the project is to allow required resources to test decedents in the care of Thurston County Coroner’s Office for COVID-19. This project is not an evidence-based intervention. At this time, a program evaluation is not planned for this project.
- Amount of total project spending allocated towards evidence-based interventions: \$0

PERFORMANCE REPORT

- This project is in progress. 93 percent of approved funds have been expended.
- Output Measure: Project expenditures by quarter
- Outcome Measure: Number of tests

Period Covered	Output Measure	Outcome Measure
March 3, 2021 – December 31, 2021	\$ 14,895	243
January 1 – March 31, 2022	\$ 620	10
April 1 – June 30, 2022	\$ -	0
July 1 – September 30, 2022	\$ 509	12
October 1 – December 31, 2022	\$ 310	5
January 1 – March 31, 2023	\$ 62	1
April 1 – June 30, 2023	\$ -	0
July 1 – September 30, 2023	\$ 124	2
October 1 – December 31, 2023	\$ 419	1
January 1 – March 31, 2024	\$ 838	2
April 1 – June 30, 2024	\$ 913	3

Project 1.6.B: Medical Expenses (Employee Testing)

Funding amount approved: \$141,546

Spent through June 30, 2024: \$141,546

Project Expenditure Category: EC1, Public Health

Project Overview

- This project is for the employer portion of weekly COVID-19 testing for Thurston County employees who opted for testing rather than COVID-19 vaccination.
- Approximate project timeline: 11/4/2021 to 6/30/2022
- There is no website for this project.
- This project is not intended to primarily serve disadvantaged communities.

Use of Evidence

- The goal of the project is to reduce the spread of COVID-19 through testing of Thurston County employees who opted for weekly testing rather than COVID-19 vaccination. This project is not an evidence-based intervention. At this time, a program evaluation is not planned for this project.
- Amount of total project spending allocated towards evidence-based interventions: \$0

PERFORMANCE REPORT

- This project has concluded. 100 percent of approved funds have been expended.
- Output Measure: Project expenditures by quarter
- Outcome Measure: Number of employees tested

Period Covered	Output Measure	Outcome Measure
March 3, 2021 – December 31, 2021	\$ 19,347	140
January 1 – March 31, 2022	\$ 58,606	169
April 1 – June 30, 2022	\$ 56,640	154
July 1 – September 30, 2022	\$ 6,954	N/A
October 1 – December 31, 2022	N/A	N/A
January 1 – March 31, 2023	N/A	N/A
April 1 – June 30, 2023	N/A	N/A
July 1 – September 30, 2023	N/A	N/A
October 1 – December 31, 2023	N/A	N/A
January 1 – March 31, 2024	N/A	N/A
April 1 – June 30, 2024	N/A	N/A

Project 1.7.C: Thurston County Website & Staff Support

Funding amount approved: \$579,563

Spent through June 30, 2024: \$579,563

Project Expenditure Category: EC1, Public Health

Project Overview

- The County contracted with a vendor to design, develop, and launch the new County website, with updated content, to better serve Thurston County residents in obtaining information from and conducting business with the County.
- Approximate project timeline: 11/4/2021 to 12/31/2024
- There is no website for this project. The updated County website is located at: <https://www.thurstoncountywa.gov> (Thurston County, Washington).
- This project is not intended to primarily serve disadvantaged communities. However, much of the previous County website is neither mobile capable nor ADA compliant, both crucial for effectiveness.

Use of Evidence

- The goal of the project is to make the County website more functional for residents, in order that they may avoid unnecessary trips to government facilities to conduct business and risk either becoming infected or transmitting COVID-19. This project is not an evidence-based intervention. At this time, a program evaluation is not planned for this project.
- Amount of total project spending allocated towards evidence-based interventions: \$0

PERFORMANCE REPORT

- This project is complete. The new Thurston County website went live March 2023. 100 percent of approved funds have been expended.
- Output Measure: Number of Thurston County website pages on the new website
- Outcome Measure: Number of pageviews

Period Covered	Output Measure	Outcome Measure
March 3, 2021 – December 31, 2021	0	N/A
January 1 – March 31, 2022	0	N/A
April 1 – June 30, 2022	0	N/A
July 1 – September 30, 2022	0	N/A
October 1 – December 31, 2022	0	N/A
January 1 – March 31, 2023	0	N/A
April 1 – June 30, 2023	937	183,854
July 1 – September 30, 2023	N/A	N/A
October 1 – December 31, 2023	N/A	N/A
January 1 – March 31, 2024	N/A	N/A
April 1 – June 30, 2024	N/A	N/A

Project 1.7.D: COVID-19 Paid Leave for County Employees

Funding amount approved: \$523,024

Spent through June 30, 2024: \$523,024

Project Expenditure Category: EC1, Public Health

Project Overview

- This project includes up to 32 hours of COVID-19 leave for eligible Thurston County employees, COVID-19 testing time for employees who have opted for weekly testing over vaccination, a floating holiday for employees who have chosen to become fully vaccinated, and other COVID-19 related time defined by Human Resources.
- Approximate project timeline: 3/3/2021 to 6/30/2022
- There is no website for this project.
- This project is not intended to primarily serve disadvantaged communities.

Use of Evidence

- The goal of the project is to appropriately provide incentives for Thurston County employees to get vaccinated, and to reduce exposure. This project is not an evidence-based intervention. At this time, a program evaluation is not planned for this project.
- Amount of total project spending allocated towards evidence-based interventions: \$0

PERFORMANCE REPORT

- This project has concluded. 100 percent of approved funds have been expended.
- Output Measure: Project expenditures by quarter
- Potential Outcome Measure: Hours of COVID-19 leave used. Under development and will be reported in future versions of this report.

Period Covered	Output Measure	Outcome Measure
March 3, 2021 – December 31, 2021	\$ 147,089	N/A
January 1 – March 31, 2022	\$ 285,716	N/A
April 1 – June 30, 2022	\$ 90,218	N/A
July 1 – September 30, 2022	\$ -	N/A
October 1 – December 31, 2022	\$ -	N/A
January 1 – March 31, 2023	\$ -	N/A
April 1 – June 30, 2023	\$ -	N/A
July 1 – September 30, 2023	\$ -	N/A
October 1 – December 31, 2023	\$ -	N/A
January 1 – March 31, 2024	\$ -	N/A
April 1 – June 30, 2024	\$ -	N/A

Project 1.13.A: Overdose Prevention Project

Funding amount approved: \$80,000

Spent through June 30, 2024: \$65,709

Project Expenditure Category: EC1, Public Health

Project Overview

- This project is for the purchase of overdose prevention equipment for corrections facilities, for example a Naloxone Vending Machine and/or a hand-held Fentanyl Detection Device.
- Approximate project timeline: 7/1/2023 to 12/31/2024
- There is no website for this project.
- This project is not intended to primarily serve disadvantaged communities.

Use of Evidence

- The goal of the project is to provide tools in corrections facilities to address the worsening opioid epidemic. This project is not an evidence-based intervention. At this time, a program evaluation is not planned for this project.
- Amount of total project spending allocated towards evidence-based interventions: \$0

PERFORMANCE REPORT

- This project is in progress. 82 percent of approved funds have been expended.
- Output and outcome performance measures are being developed for this project and will be reported in future versions of this report.

Project 1.14.A: Emergency Medical Services Staff

Funding amount approved: \$63,456

Spent through June 30, 2024: \$63,456

Project Expenditure Category: EC1, Public Health

Project Overview

- This project will provide funding for Medic One to employ Emergency Medical Technicians (EMTs) as Extra County Help at Medic One staff transport units.
- Approximate project timeline: 3/3/2021 to 12/31/2022
- There is no website for this project.
- This project is not intended to primarily serve disadvantaged communities.

Use of Evidence

- The goal of the project is to address the shortage of Emergency Medical Services (EMS) transport capability in Thurston County to transport patients to hospital Emergency Departments, and to reduce wait time for patients. This project is not an evidence-based intervention. At this time, a program evaluation is not planned for this project.
- Amount of total project spending allocated towards evidence-based interventions: \$0

PERFORMANCE REPORT

- This project is complete. 100 percent of approved funds have been expended.
- Output Measure: Number of calls that were responded to by the additional unit
- Outcome Measure: Number of patient transports resulting from those dispatches

Period Covered	Output Measure	Outcome Measure
March 3, 2021 – December 31, 2021	167	83
January 1 – March 31, 2022	74	49
April 1 – June 30, 2022	N/A	N/A
July 1 – September 30, 2022	N/A	N/A
October 1 – December 31, 2022	N/A	N/A
January 1 – March 31, 2023	N/A	N/A
April 1 – June 30, 2023	N/A	N/A
July 1 – September 30, 2023	N/A	N/A
October 1 – December 31, 2023	N/A	N/A
January 1 – March 31, 2024	N/A	N/A
April 1 – June 30, 2024	N/A	N/A

Project 1.14.C: Coroner's Office New Transport Vehicle

Funding amount approved: \$45,000

Spent through June 30, 2024: None

Project Expenditure Category: EC1, Public Health

Project Overview

- This project will provide a coroner vehicle equipped with a secure, designated space to transport decedents to the Thurston County Morgue for additional examination and testing, and to drive to scenes/funeral homes to collect time-sensitive and necessary COVID-19 swabs and then drive the swabs to Providence St. Peter Hospital for testing.
- Approximate project timeline: 7/1/2022 to 12/31/2024
- There is no website for this project.
- This project is not intended to primarily serve disadvantaged communities.

Use of Evidence

- The goal of the project is to address the need of the Coroner's Office to respond to increased public needs due to the COVID-19 pandemic, to reduce or eliminate the use of personal staff vehicles, reducing liability to the County. This project is not an evidence-based intervention. At this time, a program evaluation is not planned for this project.
- Amount of total project spending allocated towards evidence-based interventions: \$0

PERFORMANCE REPORT

- This project is in progress. Zero percent of approved funds have been expended.
- Output and outcome performance measures are being developed for this project and will be reported in future versions of this report.
 - Potential Output Measure: Project expenditures by quarter, and whether the new vehicle has been received
 - Potential Outcome Measure: Number of vehicle trips by quarter

Project 1.14.D: Medic One Vehicles

Funding amount approved: \$1,600,000

Spent through June 30, 2024: \$158,385

Project Expenditure Category: EC1, Public Health

Project Overview

- Supply chain demands on the healthcare system have resulted in the inability of large sections of the population to seamlessly access healthcare (in large part due to the staffing turnover/exodus from the healthcare field, following the COVID-19 pandemic). This has resulted in an increase in the Thurston County community accessing healthcare by calling Emergency Services at 911.
- Approximate project timeline: 7/1/2022 to 12/31/2024
- There is no website for this project.
- This project is not intended to primarily serve disadvantaged communities.

Use of Evidence

- The general public has a need for medical response to their location and medical transport to hospitals or medical facilities, and this project addresses that need through the purchase of ambulances.
- This project is not an evidence-based intervention. At this time, a program evaluation is not planned for this project.
- Amount of total project spending allocated towards evidence-based interventions: \$0

PERFORMANCE REPORT

- This project is in progress. 10 percent of approved funds have been expended.
- Output and outcome performance measures are being developed for this project and will be reported in future versions of this report.

Project 2.10.A: Thurston Works Jobs Program

Funding amount approved: \$1,300,000

Spent through June 30, 2024: \$1,190,640

Project Expenditure Category: EC2, Negative Economic Impacts

Project Overview

- The Pacific Mountain Workforce Development Council (PacMtn), the Community Foundation of South Puget Sound, and the South Puget Sound Community College (SPSCC) will team up to create opportunities for up to 30 workers placed in nonprofit organizations for one year. Partners will seek additional funding to expand and extend the pilot. This is a pilot program in Thurston County.
- Approximate project timeline: 12/21/2021 to 10/31/2023
- Website: <https://www.thurstonstrong.org/new-resources-for-unemployed-workers/> (Thurston Strong—New Resources for Unemployed Workers, Job Champions Network).
- The disadvantaged community this project is intended to serve is impacted households that experienced unemployment. It also serves impacted nonprofits that experienced a negative economic impact.

Use of Evidence

- This pilot program is expected to have benefits for both the employee and the nonprofit: the employee will gain work experience, and the nonprofit will have expanded capacity to provide high-demand services. This project is not an evidence-based intervention. The Thurston Economic Development Council (EDC) is conducting a program evaluation of this project. The evaluation design is described in the Use of Evidence section.
- Amount of total project spending allocated towards evidence-based interventions: \$0

PERFORMANCE REPORT

- The American Rescue Plan Outcomes for Thurston County, Phase 1: Economic Impacts program evaluation report by the EDC will be posted to the Thurston County website when complete.
- This project is complete. 16 workers have been placed. 92 percent of approved funds have been expended.
- Output Measure: Number of employees receiving jobs through the program: 24 through June 30, 2024
- Outcome Measure: Number of nonprofit businesses receiving employees through the program: 18 through June 30, 2024
- Required performance measures apply to this program:
 - Number of workers enrolled in sectoral job training programs: 22
 - Number of workers completing sectoral job training programs: 9
 - Number of people participating in summer youth employment programs: 0

Project 2.15.A: Affordable Housing

Funding amount approved: \$4,925,547

Spent through June 30, 2024: \$1,248,576

Project Expenditure Category: EC2, Negative Economic Impacts

Project Overview

- This project provides funds to assist in addressing the Thurston County housing challenge. Some strategies under consideration include the development and operations of tiny home sites, and the construction of new housing units.
- Approximate project timeline: 3/3/2021 to 12/31/2024
- There is no website for this project.
- This project is intended to primarily serve disadvantaged communities: low or moderate income households or populations.

Use of Evidence

- The goal of the project is to assist in addressing the Thurston County housing challenge. This project is not an evidence-based intervention. At this time, a program evaluation is not planned for this project.
- Amount of total project spending allocated towards evidence-based interventions: \$0

PERFORMANCE REPORT

- This project is in progress. 25 percent of approved funds have been expended.
- Output Measure: Number of affordable housing units brought online: 0 through June 30, 2024
- Outcome Measure: Number of people placed in the housing units: 0 through June 30, 2024
- Required performance measures apply to this program:
 - Number of households receiving eviction prevention services (including legal representation): 0
 - Number of affordable housing units preserved or developed : 0

Project 2.29.A: Thurston Business Relaunch

Funding amount approved: \$2,021,698

Spent through June 30, 2024: \$2,021,698

Project Expenditure Category: EC2, Negative Economic Impacts

Project Overview

- The Thurston Economic Development Council (EDC) will provide up to \$10,000 grants to small businesses that show proof of economic hardship caused by the pandemic. Grants will be targeted to impacted business sectors.
- Childcare businesses that are not funded through other state or federal programs will be eligible for these awards. Awards can also be provided for reopening a business that was operating in February 2020.
- Approximate project timeline: 10/6/2021 to 12/31/2023
- Website: <https://www.thurstonstrong.org/guidelines-thurston-strong-small-business-grant/> (Thurston Strong, Thurston Strong Business Grant Guidelines: 2021-2022).
- This project is not intended to primarily serve disadvantaged communities. The County will work with our partners in ensuring services are provided to disadvantaged populations.

Use of Evidence

- The goal of the project is to remedy, in part, increased operating costs, market closures, distribution system disruption, supply chain disruptions, lost revenues, unanticipated costs, and business training or tools to adapt associated with COVID-19 impacts. This project is not an evidence-based intervention. The Thurston Economic Development Council (EDC) is conducting a program evaluation of this project. Evaluation design is described in the Use of Evidence section.
- Amount of total project spending allocated towards evidence-based interventions: \$0

PERFORMANCE REPORT

- The American Rescue Plan Outcomes for Thurston County, Phase 1: Economic Impacts program evaluation report by the EDC will be posted to the Thurston County website when complete.
- This project is complete. 100 percent of approved funds have been expended.
- Output Measure: Amount of business grants distributed: \$1,832,602 through June 30, 2024
- Outcome Measure: Number of businesses receiving grant funds: 191 through June 30, 2024

Period Covered	Output Measure	Outcome Measure
March 3, 2021 – December 31, 2021	\$ 324,481	33
January 1 – March 31, 2022	\$ 287,867	30
April 1 – June 30, 2022	\$ 892,143	92
July 1 – September 30, 2022	\$ 184,042	19
October 1 – December 31, 2022	\$ 111,485	12
January 1 – March 31, 2023	\$ 32,584	5
April 1 – June 30, 2023	\$ -	0
July 1 – September 30, 2023	\$ -	0
October 1 – December 31, 2023	\$ -	0
January 1 – March 31, 2024	\$ -	0
April 1 – June 30, 2024	\$ -	0

Project 2.29.B: Minority Enterprise Investment

Funding amount approved: \$1,698,695

Spent through June 30, 2024: \$1,698,695

Project Expenditure Category: EC2, Negative Economic Impacts

Project Overview

- The Thurston Economic Development Council (EDC) will provide up to \$10,000 grants to small businesses owned by Black, Indigenous, and People Color (BIPOC) that show proof of economic hardship caused by the pandemic. The Board of County Commissioners set a target to fund \$2,348,594 in small business grants to COVID-19 impacted BIPOC-owned businesses. This target to provide grants to BIPOC-owned small businesses is administered as part of the Thurston Business Relaunch grant program by the EDC.
- Childcare businesses that are not funded through other state or federal programs will be eligible for these awards. Awards can also be provided for reopening a business that was operating in February 2020.
- The EDC will hire a staff person to establish a BIPOC Business Task Force, provide support to BIPOC-owned businesses, and connect eligible applicants to the Minority Business Grants.
- Approximate project timeline: 10/6/2021 to 12/31/2023
- Website: <https://www.thurstonstrong.org/guidelines-thurston-strong-small-business-grant/> (Thurston Strong, Thurston Strong Business Grant Guidelines: 2021-2022).
- This project is intended to serve disproportionately impacted small businesses.

Use of Evidence

- This program is intended to provide grants and support to BIPOC business owners and entrepreneurs. The goal of the project is to remedy, in part, increased operating costs, market closures, distribution system disruption, supply chain disruptions, lost revenues, unanticipated costs, and business training or tools to adapt associated with COVID-19 impacts. This project is not an evidence-based intervention. The Thurston Economic Development Council (EDC) is conducting a program evaluation of this project as part of the Thurston Business Relaunch project. The evaluation design is described in the Use of Evidence section.
- Amount of total project spending allocated towards evidence-based interventions: \$0

PERFORMANCE REPORT

- The American Rescue Plan Outcomes for Thurston County, Phase 1: Economic Impacts program evaluation report by the EDC will be posted to the Thurston County website when complete.
- This project is complete. 100 percent of approved funds have been expended.
- Output Measure: Amount of business grants distributed: \$1,343,485 through June 30, 2024
- Outcome Measure: Number of businesses receiving grant funds: 139 through June 30, 2024

Period Covered	Output Measure	Outcome Measure
March 3, 2021 – December 31, 2021	\$ 648,462	67
January 1 – March 31, 2022	\$ 150,000	15
April 1 – June 30, 2022	\$ 399,262	42
July 1 – September 30, 2022	\$ 35,761	4
October 1 – December 31, 2022	\$ 40,000	4
January 1 – March 31, 2023	\$ 50,000	5
April 1 – June 30, 2023	\$ 20,000	2
July 1 – September 30, 2023	\$ -	0
October 1 – December 31, 2023	\$ -	0
January 1 – March 31, 2024	\$ -	0
April 1 – June 30, 2024	\$ -	0

Project 2.29.C: Small Business Startup

Funding amount approved: \$1,060,040

Spent through June 30, 2024: \$1,059,960

Project Expenditure Category: EC2, Negative Economic Impacts

Project Overview

- This project will award up to 10 grants ranging from \$75,000 to \$100,000 to be used to cover eligible costs associated with transitioning a business from concept to market. The program will be administered by the Thurston Economic Development Council through the Center for Business and Innovation (CB&I).
- Approximate project timeline: 10/6/2021 to 12/31/2023
- Website: <https://www.thurstonstrong.org/target-zone-business-start-up-grants-now-available/> (Thurston Strong, [CLOSED] Target Zone Business Start Up Grants Now Available).
- This project is not intended to primarily serve disadvantaged communities.

Use of Evidence

- The goal of the project is that successful applicants will work with an advisor to determine appropriate fund allocation, resulting in a successful launch of their enterprise. This project is not an evidence-based intervention. The Thurston Economic Development Council (EDC) is conducting a program evaluation of this project. The evaluation design is described in the Use of Evidence section.
- Amount of total project spending allocated towards evidence-based interventions: \$0

PERFORMANCE REPORT

- The American Rescue Plan Outcomes for Thurston County, Phase 1: Economic Impacts program evaluation report by the EDC will be posted to the Thurston County website when complete.
- This project is complete. 100 percent of approved funds have been expended.
- Output Measure: Amount of startup business grants distributed: \$1 million through June 30, 2024
- Outcome Measure: Number of startup businesses receiving grant funds: 10 through June 30, 2024

Period Covered	Output Measure	Outcome Measure
March 3, 2021 – December 31, 2021	\$ -	0
January 1 – March 31, 2022	\$ -	0
April 1 – June 30, 2022	\$ 1,000,000	10
July 1 – September 30, 2022	\$ -	0
October 1 – December 31, 2022	\$ -	0
January 1 – March 31, 2023	\$ -	0
April 1 – June 30, 2023	\$ -	0
July 1 – September 30, 2023	\$ -	0
October 1 – December 31, 2023	\$ -	0
January 1 – March 31, 2024	\$ -	0
April 1 – June 30, 2024	\$ -	0

Project 2.34.A: Nonprofit Organization Grants

Funding amount approved: \$849,204

Spent through June 30, 2024: \$849,204

Project Expenditure Category: EC2, Negative Economic Impacts

Project Overview

- The Community Foundation of South Puget Sound will provide grants on a sliding scale from \$2,500 up to \$20,000 to nonprofit organizations that show proof of economic hardship caused by the pandemic. The Foundation initially estimated up to 45 grants would be awarded.
- Approximate project timeline: 10/6/2021 to 12/31/2023
- Website: <https://www.thurstonstrong.org/thurston-strong-nonprofit-grant-guidelines/> (Thurston Strong, Nonprofit Grant Guidelines).
- This project is not intended to primarily serve disadvantaged communities.

Use of Evidence

- The goal of the project is to address negative economic impacts of the pandemic on each of the organizations. This project is not an evidence-based intervention. The Thurston Economic Development Council (EDC) is conducting a program evaluation of this project. The evaluation design is described in the Use of Evidence section.
- Amount of total project spending allocated towards evidence-based interventions: \$0

PERFORMANCE REPORT

- The American Rescue Plan Outcomes for Thurston County, Phase 1: Economic Impacts program evaluation report by the EDC will be posted to the Thurston County website when complete.
- This project has concluded. 100 percent of approved funds have been expended.
- Output Measure: Amount of nonprofit grants distributed: \$809,999 through June 30, 2024
- Outcome Measure: Number of nonprofit businesses receiving grant funds: 49 through June 30, 2024

Period Covered	Output Measure	Outcome Measure
March 3, 2021 – December 31, 2021	\$ 473,205	28
January 1 – March 31, 2022	\$ 219,177	13
April 1 – June 30, 2022	\$ 117,618	8
July 1 – September 30, 2022	\$ -	0
October 1 – December 31, 2022	\$ -	0
January 1 – March 31, 2023	\$ -	0
April 1 – June 30, 2023	\$ -	0
July 1 – September 30, 2023	\$ -	0
October 1 – December 31, 2023	\$ -	0
January 1 – March 31, 2024	\$ -	0
April 1 – June 30, 2024	\$ -	0

Project 2.34.B: United Way of Thurston County Grant Support

Funding amount approved: \$32,274

Spent through June 30, 2024: \$21,294

Project Expenditure Category: EC2, Negative Economic Impacts

Project Overview

- Each organization will document declining revenue, financial impacts, and/or costs from new expenses directly related to COVID-19; and/or be located within a Qualified Census Tract. Grants may be used for the normal and customary operating costs of these organizations that will not be reimbursed by other programs. Administrative expenses for grant awards will be as follows:
 - \$32,274 to the United Way
- Approximate project timeline: 1/14/2022 to 12/31/2024
- There is no website for this project.
- This project is not intended to primarily serve disadvantaged communities. The County will work with our partners in ensuring services are provided to disadvantaged populations.

Use of Evidence

- The goal of the project is grants to address negative economic impacts of the pandemic on each of the organizations. This project is not an evidence-based intervention. The Thurston Economic Development Council (EDC) is conducting a program evaluation of the Economic Impact Grant projects, and this is the administrative portion of those projects. The evaluation design is described in the Use of Evidence section.
- Amount of total project spending allocated towards evidence-based interventions: \$0

PERFORMANCE REPORT

- The American Rescue Plan Outcomes for Thurston County, Phase 1: Economic Impacts program evaluation report by the EDC will be posted to the Thurston County website when complete.
- This project is complete. 66 percent of approved funds have been expended.
- Required performance measures for this expenditure category are for job training and youth employment programs, and do not apply to this negative economic impact grant program.
- Output Measure: Amount of administrative expenses for grants: \$21,294 through June 30, 2024
- Outcome Measure: Number of nonprofit businesses receiving administrative expenses for grant awards: 1 through June 30, 2024

Project 2.34.C: Economic Impact Grants to Support Youth Service Nonprofits

Funding amount approved: \$470,868

Spent through June 30, 2024: \$470,868

Project Expenditure Category: EC2, Negative Economic Impacts

Project Overview

- United Way will provide grants to select organizations that provide services to youth. The types of services supported include, but are not limited to, before and after school programming, summer programming, youth sports, homework assistance, academic support, and volunteer youth mentors. Each organization will document declining revenue, financial impacts, and/or costs from new expenses directly related to COVID-19; and/or be located within a Qualified Census Tract. Grants may be used for the normal and customary operating costs of these organizations that will not be reimbursed by other programs. Grant awards will be as follows:
 - \$270,868 to the Boys & Girls Clubs of Thurston County
 - \$200,000 to the YMCA
- Approximate project timeline: 1/14/2022 to 12/31/2022
- There is no website for this project.
- This project is not intended to primarily serve disadvantaged communities. The County will work with our partners in ensuring services are provided to disadvantaged populations.

Use of Evidence

- The goal of the project is grants to address negative economic impacts of the pandemic on each of the organizations. This project is not an evidence-based intervention. The Thurston Economic Development Council (EDC) is conducting a program evaluation of this project. The evaluation design is described in the Use of Evidence section.
- Amount of total project spending allocated towards evidence-based interventions: \$0

PERFORMANCE REPORT

- The American Rescue Plan Outcomes for Thurston County, Phase 1: Economic Impacts program evaluation report by the EDC will be posted to the Thurston County website when complete.
- This project is complete. 100 percent of approved funds have been expended.
- Required performance measures for this expenditure category are for job training and youth employment programs, and do not apply to this negative economic impact grant program.
- Output Measure: Amount of nonprofit grants distributed: \$470,868 through June 30, 2024
- Outcome Measure: Number of nonprofit businesses receiving grant funds: 2 through June 30, 2024

Project 2.34.D: Economic Impact Grants to Shelter and Other Basic Needs Nonprofits

Funding amount approved: \$194,624

Spent through June 30, 2024: \$194,624

Project Expenditure Category: EC2, Negative Economic Impacts

Project Overview

- The Board of County Commissioners has authorized nonprofit grants administered through the United Way to provide funds to support select nonprofits who provide shelter and other basic needs. Each organization will document declining revenue, financial impacts, and/or costs from new expenses directly related to COVID-19; and/or be located within a Qualified Census Tract. United Way will administer Economic Impact Grants to support the Family Support Center, which provides services such as, but not limited to, shelter operations and hotel room nights for homeless families and children. The United Way will provide a pass-through grant to:
 - \$194,624 to the Family Support Center
- Approximate project timeline: 1/14/2022 to 12/31/2022
- There is no website for this project.
- This project is not intended to primarily serve disadvantaged communities. The County will work with our partners in ensuring services are provided to disadvantaged populations.

Use of Evidence

- The goal of the project is grants to address negative economic impacts of the pandemic on each of the organizations. This project is not an evidence-based intervention. The Thurston Economic Development Council (EDC) is conducting a program evaluation of this project. The evaluation design is described in the Use of Evidence section.
- Amount of total project spending allocated towards evidence-based interventions: \$0

PERFORMANCE REPORT

- The American Rescue Plan Outcomes for Thurston County, Phase 1: Economic Impacts program evaluation report by the EDC will be posted to the Thurston County website when complete.
- This project is complete. 100 percent of approved funds have been expended.
- Required performance measures for this expenditure category are for job training and youth employment programs, and do not apply to this negative economic impact grant program.
- Output Measure: Amount of nonprofit grants distributed: \$194,624 through June 30, 2024
- Outcome Measure: Number of nonprofit businesses receiving grant funds: 1 through June 30, 2024

Project 2.34.E: Economic Impact Grants to Food Security and Senior Service Nonprofits

Funding amount approved: \$802,234

Spent through June 30, 2024: \$802,234

Project Expenditure Category: EC2, Negative Economic Impacts

Project Overview

- The Board of County Commissioners has authorized nonprofit grants administered through the United Way to provide funds to support select nonprofits who provide food bank services and senior nutrition. Each organization will document declining revenue, financial impacts, and/or costs from new expenses directly related to COVID-19; and/or be located within a Qualified Census Tract. Grants may be used for the normal and customary operating costs of these organizations that will not be reimbursed by other programs. Grant awards will be as follows:
 - \$75,750 to Catholic Community Services
 - \$69,400 to Rochester Organization of Families (ROOF)
 - \$149,358 to Senior Services for South Sound
 - \$507,726 to the Thurston County Food Bank
- Approximate project timeline: 1/14/2022 to 12/31/2022
- There is no website for this project.
- This project is not intended to primarily serve disadvantaged communities. The County will work with our partners in ensuring services are provided to disadvantaged populations.

Use of Evidence

- The goal of the project is grants to address negative economic impacts of the pandemic on each of the organizations. This project is not an evidence-based intervention. The Thurston Economic Development Council (EDC) is conducting a program evaluation of this project. The evaluation design is described in the Use of Evidence section.
- Amount of total project spending allocated towards evidence-based interventions: \$0

PERFORMANCE REPORT

- The American Rescue Plan Outcomes for Thurston County, Phase 1: Economic Impacts program evaluation report by the EDC will be posted to the Thurston County website when complete.
- This project is complete. 100 percent of approved funds have been expended.
- Required performance measures for this expenditure category are for job training and youth employment programs, and do not apply to this negative economic impact grant program.
- Output Measure: Amount of nonprofit grants distributed: \$802,234 through June 30, 2024
- Outcome Measure: Number of nonprofit businesses receiving grant funds: 4 through June 30, 2024

Project 2.35.A: Tourism, Recreation, and Entertainment Recovery

Funding amount approved: \$302,500

Spent through June 30, 2024: \$300,000

Project Expenditure Category: EC2, Negative Economic Impacts

Project Overview

- The Thurston County Experience Olympia and Beyond Visitor and Convention Bureau (VCB) will provide marketing, promotional, and event opportunities to businesses in the tourism, recreation, and entertainment industries.
- Grant awards to select impacted nonprofits will be as follows:
 - \$100,000 to The Washington Center for the Performing Arts
 - \$100,000 to Harlequin Productions
 - \$2,500 to Tenino Young-at-Heart Theatre
- Approximate project timeline: 10/6/2021 to 12/31/2024
- There is no website for this project.
- This project is not intended to primarily serve disadvantaged communities.

Use of Evidence

- The goal of the project is increased attendance and revenue for businesses in the tourism, recreation, and entertainment industry. This project is not an evidence-based intervention. The Thurston Economic Development Council (EDC) is conducting a program evaluation of this project. The evaluation design is described in the Use of Evidence section.
- Amount of total project spending allocated towards evidence-based interventions: \$0

PERFORMANCE REPORT

- The American Rescue Plan Outcomes for Thurston County, Phase 1: Economic Impacts program evaluation report by the EDC will be posted to the Thurston County website when complete.
- This project is in progress. 99 percent of approved funds have been expended.
- Output Measure: Amount of tourism grant funds distributed: \$200,000 through June 30, 2024
- Outcome Measure: Number of organizations receiving grants: 1 through June 30, 2024

Project 2.36.A: Thurston Agricultural Market Grants

Funding amount approved: \$696,092

Spent through June 30, 2024: \$696,092

Project Expenditure Category: EC2, Negative Economic Impacts

Project Overview

- Thurston Strong, in partnership with the Washington State University (WSU) Extension Program, will provide grants of up to \$10,000 to farmers to offset the negative impacts of the pandemic. In addition, food security boxes will be purchased from local farms and distributed through the Southwest Washington Food Hub.
- Approximate project timeline: 10/6/2021 to 12/31/2023
- Website: <https://www.thurstonstrong.org/thurston-strong-ag-business-grant-guidelines/> (Thurston Strong, Agricultural Business Grant Guidelines).
- This project is not intended to primarily serve disadvantaged communities.

Use of Evidence

- The goal of the project is to offset the negative impacts of the pandemic for Thurston County farmers and businesses in the food system. This project is not an evidence-based intervention. The Thurston Economic Development Council (EDC) is conducting a program evaluation of this project. The evaluation design is described in the Use of Evidence section.
- Amount of total project spending allocated towards evidence-based interventions: \$0

PERFORMANCE REPORT

- The American Rescue Plan Outcomes for Thurston County, Phase 1: Economic Impacts program evaluation report by the EDC will be posted to the Thurston County website when complete.
- This project is complete. 100 percent of approved funds have been expended.
- Required performance measures for this expenditure category are for job training and youth employment programs, and do not apply to this farm support and food program.
- Output Measure: Amount of agricultural business grant funds distributed: \$484,063 through June 30, 2024
- Outcome Measure: Number of agricultural businesses receiving grants: 50 through June 30, 2024

Period Covered	Output Measure	Outcome Measure
March 3, 2021 – December 31, 2021	\$ 10,000	1
January 1 – March 31, 2022	\$ 50,000	5
April 1 – June 30, 2022	\$ 309,395	32
July 1 – September 30, 2022	\$ 60,000	6
October 1 – December 31, 2022	\$ 48,716	5
January 1 – March 31, 2023	\$ 5,951	1
April 1 – June 30, 2023	\$ -	0
July 1 – September 30, 2023	\$ -	0
October 1 – December 31, 2023	\$ -	0
January 1 – March 31, 2024	\$ -	0
April 1 – June 30, 2024	\$ -	0

Project 2.36.B: Thurston County Agriculture Support

Funding amount approved: \$500,000

Spent through June 30, 2024: \$128,058

Project Expenditure Category: EC2, Negative Economic Impacts

Project Overview

- The project is a workforce recovery effort focussed on recruiting and developing talent, subsidizing worker wages for employers, expanding knowledge of agriculture related career pathways in the county, and supporting Thurston County’s long-term recovery by investing in and developing talent for the sector. Pacific Mountain Workforce Development Council (PacMtn), in partnership with the Washington State University (WSU) Extension Program, will administer the project. The intended outcome is that 17 job seekers will be placed in employment with the following job creation targets:
 - 7 crop production
 - 7 livestock production
 - 2 meat processing
- Approximate project timeline: 2/14/2023 to 12/31/2024
- Website: https://pacmtn.org/wp-content/uploads/2023/05/FINAL_AG-Food-Producers-RFA-3.pdf (PacMtn, Agriculture Labor Program – Request for Applications).
- This project is not intended to primarily serve disadvantaged communities.

Use of Evidence

- The goal of the project is to support the labor recovery of Thurston County Crop Production, livestock production, shellfish, and the animal slaughter industries due to COVID-19 impacts. This project is not an evidence-based intervention. At this time, a program evaluation is not planned for this project.
- Amount of total project spending allocated towards evidence-based interventions: \$0

PERFORMANCE REPORT

- This project is in progress. 26 percent of approved funds have been expended.
- This project has created 23 jobs for workers in 19 businesses, exceeding job creation targets by sector in the areas of crop production and meat processing (butcher and slaughter).

Agricultural Sector	Number of Jobs
Crop	9
Shellfish	6
Livestock	5
Butcher	2
Slaughter	1

- Output Measure: Cumulative number of workers receiving wage-supported jobs in agriculture
- Outcome Measure: Cumulative number of businesses receiving wage-supported workers in agriculture

Time Period	Output Measure	Outcome Measure
March 3, 2021 – December 31, 2021	N/A	N/A
January 1 – March 31, 2022	N/A	N/A
April 1 – June 30, 2022	N/A	N/A
July 1 – September 30, 2022	N/A	N/A
October 1 – December 31, 2022	N/A	N/A
January 1 – March 31, 2023	N/A	N/A
April 1 – June 30, 2023	N/A	N/A
July 1 – September 30, 2023	1	1
October 1 – December 31, 2023	4	4
January 1 – March 31, 2024	14	13
April 1 – June 30, 2024	23	19

Project 2.36.C: Decrease the Court Backlog

Funding amount approved: \$6,981,934

Spent through June 30, 2024: \$3,124,045

Project Expenditure Category: EC2, Negative Economic Impacts

Project Overview

- This project is to provide space and staffing for Thurston County Superior, District, and Juvenile Courts to address their court backlogs.
- Approximate project timeline:
 - 3/3/2021 to 12/31/2024 for court backlog staffing
 - 3/3/2021 to 12/31/2026 for court backlog space
- There is no website for this project.
- This project is not intended to primarily serve disadvantaged communities.

Use of Evidence

- The goal of the project is the reduction of the court backlog. This project is not an evidence-based intervention. At this time, a program evaluation is not planned for this project.
- Amount of total project spending allocated towards evidence-based interventions: \$0

PERFORMANCE REPORT

- This project is in progress. 45 percent of approved funds have been expended.
- Output Measure: Number of employees partially or fully funded to address the court backlog
- Outcome Measure: Superior Court backlog cases resolved per specific timeframes. A total of 3,901 backlog cases were resolved through June 30, 2023

Time Period	Output Measure	Outcome Measure
March 3, 2021 – December 31, 2021	N/A	1124
January 1 – March 31, 2022	1	250
April 1 – June 30, 2022	3	299
July 1 – September 30, 2022	11	969
October 1 – December 31, 2022	13	522
January 1 – March 31, 2023	15	426
April 1 – June 30, 2023	18	311
July 1 – September 30, 2023	19	TBA
October 1 – December 31, 2023	18	TBA
January 1 – March 31, 2024	30	TBA
April 1 – June 30, 2024	23	TBA

Project 2.36.D: Add Funding for Diversion Services

Funding amount approved: \$100,000

Spent through June 30, 2024: None

Project Expenditure Category: EC2, Negative Economic Impacts

Project Overview

- This project will allow the Thurston County Prosecutor’s Office to pay for diversion services for cases where the Treatment Sales Tax (TST) cannot fund the diversion.
- Approximate project timeline: 7/1/2024 to 12/31/2024
- There is no website for this project.
- This project is not intended to primarily serve disadvantaged communities.

Use of Evidence

- The goal of the project is to address and reduce the court backlog. This project is not an evidence-based intervention. At this time, a program evaluation is not planned for this project.
- Amount of total project spending allocated towards evidence-based interventions: \$0

PERFORMANCE REPORT

- This project has not yet started. Zero percent of approved funds have been expended.
- Output and outcome performance measures are under consideration and will be reported in future versions of this report.
 - Potential Output Measure: Number of people receiving diversion services
 - Potential Outcome Measure: Number of defendants in custody

Project 2.36.E: Funding for Purchase of Jail Transport Vehicle

Funding amount approved: \$90,000

Spent through June 30, 2024: \$90,000

Project Expenditure Category: EC2, Negative Economic Impacts

Project Overview

- This project is to purchase a Jail Transport Vehicle (a van) fully dedicated for transport of inmates to and from Chandler Court, an alternative courtroom needed for COVID-19 distancing measures and prevention.
- Approximate project timeline: 1/1/2024 to 12/31/2024
- There is no website for this project.
- This project is not intended to primarily serve disadvantaged communities.

Use of Evidence

- The goal of the project is to address the court backlog, and mitigation of the spread of COVID-19. This project is not an evidence-based intervention. At this time, a program evaluation is not planned for this project.
- Amount of total project spending allocated towards evidence-based interventions: \$0

PERFORMANCE REPORT

- This project is complete. 100 percent of approved funds have been expended.
- Output and outcome performance measures are under consideration and will be reported in future versions of this report.
 - Potential Output Measure: Number of defendants in custody
 - Potential Outcome Measure: Number of COVID-19 outbreaks in the jail

Project 2.36.F: Childcare Capacity Recovery Grants

Funding amount approved: \$2,000,000

Spent through June 30, 2024: \$1,981,446

Project Expenditure Category: EC2, Negative Economic Impacts

Project Overview

- This project supports existing childcare operators that add or restore capacity. Funds can be used to add staff or other improvements that enable providers to serve more families. Grant recipients will be required to enroll children from Working Connections Child Care (WCCC) households. These households earn up to 94 percent of state median income but do not currently have access to childcare due to capacity limitations.
- Approximate project timeline: 10/1/2023 to 12/31/2024
- There is no website for this project.
- This project is not intended to primarily serve disadvantaged communities.

Use of Evidence

- The goal of the project is to support existing childcare operators to add or restore capacity. The Thurston Economic Development Council (EDC) is conducting a program evaluation of this project. The evaluation design is described in the Use of Evidence section.
- Amount of total project spending allocated towards evidence-based interventions: \$0

PERFORMANCE REPORT

- The American Rescue Plan Outcomes for Thurston County, Phase 1: Economic Impacts program evaluation report by the EDC will be posted to the Thurston County website when complete.
- This project is complete. 99 percent of approved funds have been expended.
- Output Measure 1: Number of childcare grants awarded
- Output Measure 2: Amount of childcare grants awarded
- Outcome Measure 1: Number of employees providing childcare added by grantees
- Outcome Measure 2: Total number of childcare slots added by grantees
- Outcome Measure 3: Number of Working Connections Child Care (WCCC) slots added by grantees

Period Covered	Output Measure 1	Output Measure 2	Outcome Measure 1	Outcome Measure 2	Outcome Measure 3
March 3, 2021 – December 31, 2021	N/A	N/A	N/A	N/A	N/A
January 1 – March 31, 2022	N/A	N/A	N/A	N/A	N/A
April 1 – June 30, 2022	N/A	N/A	N/A	N/A	N/A
July 1 – September 30, 2022	N/A	N/A	N/A	N/A	N/A
October 1 – December 31, 2022	N/A	N/A	N/A	N/A	N/A
January 1 – March 31, 2023	N/A	N/A	N/A	N/A	N/A
April 1 – June 30, 2023	N/A	N/A	N/A	N/A	N/A
July 1 – September 30, 2023	N/A	N/A	N/A	N/A	N/A
October 1 – December 31, 2023	N/A	N/A	N/A	N/A	N/A
January 1 – March 31, 2024	13	\$ 650,000	0	0	0
April 1 – June 30, 2024	23	\$ 1,150,000	37	114	92

Project 2.37.A: Thurston County Food Bank Infant Formula & Diapers

Funding amount approved: \$130,000

Spent through June 30, 2024: \$130,000

Project Expenditure Category: EC2, Negative Economic Impacts

Project Overview

- This project will allow the Thurston County Food Bank to purchase and distribute infant formula, including specialty infant formula, and diapers, to families in Thurston County.
- Approximate project timeline: 6/24/2022 to 3/30/2023
- General website: <https://thurstoncountyfoodbank.org/> (Thurston County Food Bank home page).
- This project is not intended to primarily serve disadvantaged communities.

Use of Evidence

- The goal of the project is to respond to the infant formula and diaper shortage. This project is not an evidence-based intervention. At this time, a program evaluation is not planned for this project.
- Amount of total project spending allocated towards evidence-based interventions: \$0

PERFORMANCE REPORT

- This project is complete. 100 percent of approved funds have been expended.
- Output Measure: Through our community partner the Thurston County Food Bank, 104,702 diapers and pull-ups, and 64,014 ounces of infant formula was purchased and distributed through June 30, 2024
- Outcome Measure: 6,575 unique Thurston County households were served by this project through June 30, 2024

Project 3.3.A: Public Sector Workforce Support

Funding amount approved: \$7,000,000

Spent through June 30, 2024: \$5,672,795

Project Expenditure Category: EC3, Public Health-Negative Economic Impact: Public Sector Capacity

Project Overview

- This project is to support government employment (payroll and benefits) for certain Thurston County employee positions following the FTE above pre-pandemic employment baseline calculation set forth in the Final Rule.
- Approximate project timeline: 1/1/2022 to 12/31/2024
- There is no website for this project.
- This project is not intended to primarily serve disadvantaged communities.

Use of Evidence

- The goal of the project is to support government employment (payroll and benefits) for certain Thurston County employee positions. This project is not an evidence-based intervention. At this time, a program evaluation is not planned for this project.
- Amount of total project spending allocated towards evidence-based interventions: \$0

PERFORMANCE REPORT

- This project is in progress. 81 percent of approved funds have been expended.
- Output Measure: Project expenditures are \$5,672,795 through June 30, 2024
- Outcome Measure: Number of positions supported by this project: 40 through June 30, 2024

Project 3.4.A: Evaluation and Data Analysis

Funding amount approved: \$654,671

Spent through June 30, 2024: \$410,202

Project Expenditure Category: EC3, Public Health-Negative Economic Impact: Public Sector Capacity

Project Overview

- This project will allow the County to contract with the Thurston Economic Development Council (EDC) to study and determine the program outcomes of ten SLFRF funded programs.
- Approximate project timeline: 4/15/2022 to 12/31/2025
- There is no website for this project.
- This project is not intended to primarily serve disadvantaged communities.

Use of Evidence

- The goal of the project is a Program Evaluation. This project is not an evidence-based intervention. At this time, a program evaluation is not planned for this project.
- Amount of total project spending allocated towards evidence-based interventions: \$0

PERFORMANCE REPORT

- This project is in progress. 63 percent of approved funds have been expended.
- Output Measure: Project expenditures: \$410,202 as of June 30, 2024
- Outcome Measure: Completed reports received: 1 completed report, and 1 draft report as of June 30, 2024

Project 5.3.A: Replace Tamoshan Sewer Main

Funding amount approved: \$1,530,000

Spent through June 30, 2024: \$151,533

Project Expenditure Category: EC5, Infrastructure

Project Overview

- This project would contribute towards the cost of replacing the Tamoshan/Beverly Beach Sewer Main.
- Approximate project timeline: 1/1/2022 to 12/31/2026
- There is no website for this project.
- This project is not intended to address climate change.
- This project is not intended to primarily serve disadvantaged communities.

Use of Evidence

- The goal of the project is the replacement of the aging Tamoshan/Beverly Beach Sewer Main, funded, in part, with the Recovery Fund. This project is not an evidence-based intervention. At this time, a program evaluation is not planned for this project.
- Amount of total project spending allocated towards evidence-based interventions: \$0

PERFORMANCE REPORT

- This project has not yet started. 10 percent of approved funds have been expended on pre-project costs.
- Required programmatic data questions apply to this program, and will be updated in future versions of this report, once the project is underway:
 - Projected/actual construction start date: September 1, 2024
 - Projected/actual initiation of operations date: December 31, 2026
 - Location Type: Address
 - Location Details: Tamoshan Sewer Service Area. Residential Subdivision off Cooper Point Rd. with 94 utility connections. Majority of the utility replacement work would be performed within County right of way, with potential for some work on private property to meet the project goals.
 - Public Water System (PWS) ID Number: N/A
 - National Pollutant Discharge Elimination System (NPDES) Permit Number: WA0037290
 - Median Household Income of service area: \$73,940
 - Lowest Quintile Income of the service area: \$33,066
- Output Measure: Percentage of the project complete: Zero percent through June 30, 2024
- Outcome Measure: Number of households served by the completed project: 0 through June 30, 2024. This project will serve 94 utility connections when complete.

Project 5.3.B: Replace Boston Harbor Sewer Main

Funding amount approved: \$1,750,000

Spent through June 30, 2024: \$173,369

Project Expenditure Category: EC5, Infrastructure

Project Overview

- This project would contribute towards the cost of replacing the Boston Harbor Sewer Main.
- Approximate project timeline: 1/1/2022 to 12/31/2026
- There is no website for this project.
- This project is not intended to address climate change.
- This project is not intended to primarily serve disadvantaged communities.

Use of Evidence

- The goal of the project is the replacement of the aging Boston Harbor Sewer Main, funded, in part, with the Recovery Fund. This project is not an evidence-based intervention. At this time, a program evaluation is not planned for this project.
- Amount of total project spending allocated towards evidence-based interventions: \$0

PERFORMANCE REPORT

- This project has not yet started. 10 percent of approved funds have been expended on pre-project costs.
Required programmatic data questions apply to this program, and will be updated in future versions of this report, once the project is underway:
 - Projected/actual construction start date: September 1, 2024
 - Projected/actual initiation of operations date: December 31, 2026
 - Location Type: Address
 - Location Details: Boston Harbor Sewer Service Area. Residential community in north Thurston County with 278 utility connections. Majority of the utility replacement work would be performed on public sewer infrastructure located on private property to meet the project goals.
 - Public Water System (PWS) ID Number: N/A
 - National Pollutant Discharge Elimination System (NPDES) Permit Number: WA0040291
 - Median Household Income of service area: \$73,940
 - Lowest Quintile Income of the service area: \$33,066
- Output Measure: Percentage of the project complete: Zero percent through June 30, 2024
- Outcome Measure: Number of households served by the completed project: 0 through June 30, 2024. This project will serve 278 utility connections when complete.

Project 5.11.A: Replace Tamoshan Water Main

Funding amount approved: \$1,250,000

Spent through June 30, 2024: \$104,400

Project Expenditure Category: EC5, Infrastructure

Project Overview

- This project would contribute towards the cost of replacing the Tamoshan/Beverly Beach Water Main.
- Approximate project timeline: 1/1/2022 to 12/31/2026
- There is no website for this project.
- This project is not intended to address climate change.
- This project is not intended to primarily serve disadvantaged communities.

Use of Evidence

- The goal of the project is the replacement of the aging Tamoshan Water Main, funded, in part, with the Recovery Fund. This project is not an evidence-based intervention. At this time, a program evaluation is not planned for this project.
- Amount of total project spending allocated towards evidence-based interventions: \$0

PERFORMANCE REPORT

- This project has not yet started. 8 percent of approved funds have been expended on pre-project costs.
- Required programmatic data questions apply to this program, and will be updated in future versions of this report, once the project is underway:
 - Projected/actual construction start date: September 1, 2024
 - Projected/actual initiation of operations date: December 31, 2026
 - Location Type: Address
 - Location Details: Tamoshan Water Service Area. Residential Subdivision off Cooper Point Rd with 94 utility connections. Majority of the utility replacement work would be performed within County right of way, with potential for some work on private property to meet the project goals.
 - Public Water System (PWS) ID Number: 87140V
 - National Pollutant Discharge Elimination System (NPDES) Permit Number: N/A
 - Median Household Income of service area: \$73,940
 - Lowest Quintile Income of the service area: \$33,066
- Output Measure: Percentage of the project complete: Zero percent through June 30, 2024
- Outcome Measure: Number of households served by the completed project: 0 through June 30, 2024. This project will serve 94 utility connections when complete.

Project 5.11.B: Replace Boston Harbor Water Main

Funding amount approved: \$1,750,000

Spent through June 30, 2024: \$126,861

Project Expenditure Category: EC5, Infrastructure

Project Overview

- This project would contribute towards the cost of replacing the Boston Harbor Water Main.
- Approximate project timeline: 1/1/2022 to 12/31/2026
- There is no website for this project.
- This project is not intended to address climate change.
- This project is not intended to primarily serve disadvantaged communities.

Use of Evidence

- The goal of the project is the replacement of the aging Boston Harbor Water Main, funded, in part, with the Recovery Fund. This project is not an evidence-based intervention. At this time, a program evaluation is not planned for this project.
- Amount of total project spending allocated towards evidence-based interventions: \$0

PERFORMANCE REPORT

- This project has not yet started. 7 percent of approved funds have been expended on pre-project costs.
- Required programmatic data questions apply to this program, and will be updated in future versions of this report, once the project is underway:
 - Projected/actual construction start date: September 1, 2024
 - Projected/actual initiation of operations date: December 31, 2026
 - Location Type: Address
 - Location Details: Boston Harbor Water Service Area. Residential community in north Thurston County with 278 utility connections. Majority of the utility replacement work would be performed within County right of way, with potential for some work on private property to meet the project goals.
 - Public Water System (PWS) ID Number: 07840H
 - National Pollutant Discharge Elimination System (NPDES) Permit Number: N/A
 - Median Household Income of service area: \$73,940
 - Lowest Quintile Income of the service area: \$33,066
- Output Measure: Percentage of the project complete: Zero percent through June 30, 2024
- Outcome Measure: Number of households served by the completed project: 0 through June 30, 2024. This project will serve 278 utility connections when complete.

Project 5.21.A: Expanding Broadband to Rural Thurston County

Funding amount approved: \$2,065,000

Spent through June 30, 2024: \$877,606

Project Expenditure Category: EC5, Infrastructure

Project Overview

- At this point, this project is to fund a broadband coverage survey to identify unserved and underserved areas of Thurston County, pre-engineering, and engineering routes. Our community partner in this project is the Nisqually Indian Tribe.
- Approximate project timeline: 3/31/2022 to 12/31/2026
- Website: <https://www.nisquallyspeedtest.com/> (Nisqually Indian Tribe Planning and Economic Development Department in Partnership with Thurston County Broadband Service Survey).
- This project is not intended to primarily serve disadvantaged communities.

Use of Evidence

- The goal of the project is to identify areas of Thurston County which are unserved and underserved by broadband. This project is not an evidence-based intervention. At this time, a program evaluation is not planned for this project.
- Amount of total project spending allocated towards evidence-based interventions: \$0

PERFORMANCE REPORT

- Nisqually has completed the survey and pre-engineering and is now working on project engineering. Construction has not yet started. 42 percent of approved funds have been expended on the survey and pre-project costs.
- Required programmatic data questions apply to this program and will be reported in future versions of this report, once the engineering is complete, and project construction is underway.
- Output and outcome performance measures are under consideration and will be reported in future versions of this report.
 - Potential Output Measure: Project expenditures by quarter
 - Potential Outcome Measure: Number of households served by the project

Project 6.1.A: Lost Revenue Replacement for Government Services

Funding amount approved: \$10,000,000

Spent through June 30, 2024: \$7,659,416

Project Expenditure Category: EC6, Revenue Replacement

Project Overview

- To date, this project has allowed the County to use Revenue Replacement Funds for Public Safety, including the Sheriff's Office and Corrections Facilities; Employee Retention Bonuses; the Tenino Agricultural Park; and Sheriff's Office Retention Bonuses.
- Approximate project timeline: 3/3/2021 to 12/31/2024
- There is no website for this project.
- This project is not intended to primarily serve disadvantaged communities.

Use of Evidence

- The goal of the project is lost revenue replacement for government services. This project is not an evidence-based intervention. At this time, a program evaluation is not planned for this project.
- Amount of total project spending allocated towards evidence-based interventions: \$0

PERFORMANCE REPORT

- This project is in progress. 77 percent of approved funds have been expended. To date, the County has used the Revenue Replacement Funds for:
 - Public Safety, including the Sheriff's Office and Corrections Facilities (salaries and benefits of public safety staff): \$5,481,218
 - Employee Retention Bonuses: \$1,086,947
 - Tenino Agricultural Park: \$500,000
 - Employee Longevity Bonuses: \$470,752
 - Sheriff's Office Retention Bonuses: \$120,500
- Performance measures do not apply to this project.

Project 7.1.A: Administrative Expenses - Thurston County

Funding amount approved: \$714,198

Spent through June 30, 2024: \$625,438

Project Expenditure Category: EC7, Administrative

Project Overview

- This project will provide administrative support, including fiscal support, grant management, survey development, contract development, contract management, invoice payment, quarterly and annual reporting, program management, subrecipient monitoring, and audit support associated with the American Rescue Plan Act State and Local Fiscal Recovery Fund (SLFRF) grant programs. This project covers administrative costs up to the U.S. Dept. of the Treasury's 12/31/2024 obligation deadline.
- Approximate project timeline: 3/3/2021 to 12/31/2024
- There is no website for this project.
- This project is not intended to primarily serve disadvantaged communities.

Use of Evidence

- The goal of the project is the administration of the Recovery Fund. This project is not an evidence-based intervention. At this time, a program evaluation is not planned for this project.
- Amount of total project spending allocated towards evidence-based interventions: \$0

PERFORMANCE REPORT

- This project is in progress. 88 percent of approved funds have been expended.
- Performance measures do not apply to this project.

Project 7.3.A: Administrative Expenses - Thurston County 2025-2026

Funding amount approved: \$408,000

Spent through June 30, 2024: \$0

Project Expenditure Category: EC7, Administrative

Project Overview

- This project will provide administrative support, including fiscal support, grant management, survey development, contract development, contract management, invoice payment, quarterly and annual reporting, program management, subrecipient monitoring, audit support, and grant closeout associated with the American Rescue Plan Act State and Local Fiscal Recovery Fund (SLFRF) grant programs. This project covers administrative costs after the 12/31/2024 obligation deadline, required by the U.S. Dept. of the Treasury to be reported separately.
- Approximate project timeline: 1/1/2025 to 4/30/2027
- There is no website for this project.
- This project is not intended to primarily serve disadvantaged communities.

Use of Evidence

- The goal of the project is the administration of the Recovery Fund. This project is not an evidence-based intervention. At this time, a program evaluation is not planned for this project.
- Amount of total project spending allocated towards evidence-based interventions: \$0

PERFORMANCE REPORT

- This has not yet started. 0 percent of approved funds have been expended.
- Performance measures do not apply to this project.