



# Commonwealth of Virginia

## **American Rescue Plan Act (ARPA) State and Local Fiscal Recovery Funds (SLFRF)**

## **Recovery Plan Performance Report**

Reported July 31, 2022



# Recovery Plan Performance Report

July 31, 2022

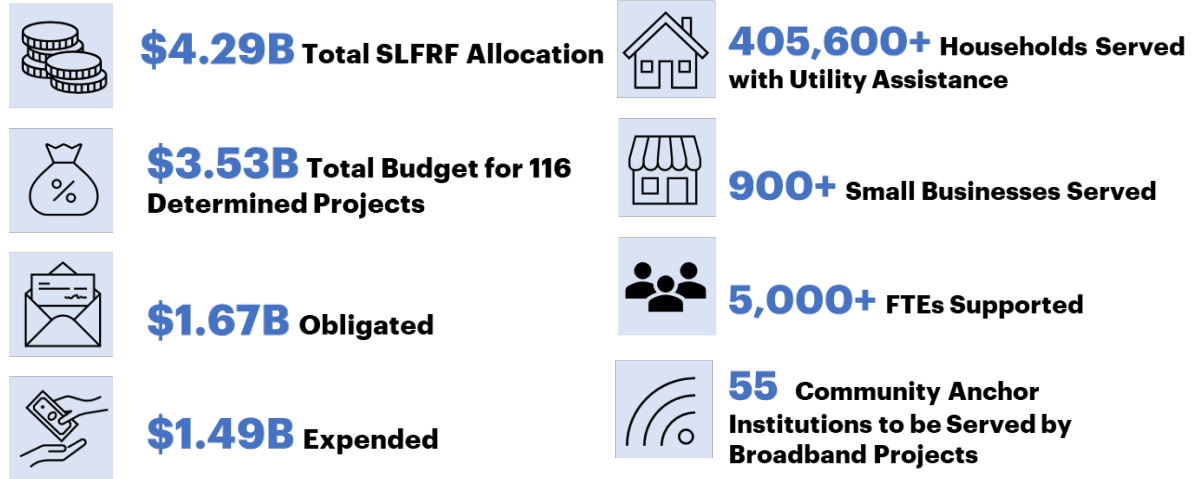
## Table of Contents

- Executive Summary ..... 3**
- Uses of Funds ..... 4**
- Promoting Equitable Outcomes..... 6**
- Community Engagement..... 8**
- Labor Practices ..... 8**
- Use of Evidence ..... 8**
- Performance Report.....10**
- 60109 Targeted Community Outreach ..... 10
- 14002 Community-based Gun Violence Reduction and Youth and Gang Violence Intervention 12
- 35001 Rebuild VA - Existing Pipeline ..... 13
- 60106 Modernization of VDH Administrative Systems and Software ..... 16
- 15701 Hazard Pay to Sworn Officers ..... 18
- 165001 Broadband VATI..... 20
- 19901 Outdoor Recreation Area Maintenance and Construction..... 22
- Project Inventory.....24**



## Executive Summary

As part of the American Rescue Plan Act (ARPA) Coronavirus State and Local Fiscal Recovery Fund (SLFRF) the Commonwealth of Virginia (Commonwealth or Virginia) has received an allocation of \$4.293 billion.<sup>1</sup> In the last year (July 1, 2021 – June 30, 2022), Virginia has appropriated funding for 116 projects across 38 agencies. As of June 30, 2022, \$1.67 billion has been obligated and \$1.49 billion has been expended. Virginia’s expansive portfolio of projects reflects the flexible uses of SLFRF in addressing the needs of its citizens and industries impacted by COVID-19.



*Note: Figures sourced from Virginia’s July 31, 2022 Project and Expenditure Report*

Virginia has taken decisive action to ensure that citizens have the support to stay healthy, that communities receive targeted assistance to promote recovery, and that businesses are equipped with the tools to remain open or expand if the opportunity presents itself, as evidenced by the Commonwealth’s quick determination to fund specific projects in August 2021. This report describes Virginia’s ongoing efforts aligned to the four enumerated eligible uses of SLFRF:

1. To respond to the COVID-19 public health emergency or its negative economic impacts;
2. To respond to workers performing essential work during the COVID-19 public health emergency by providing premium pay to eligible workers of the recipient that are performing such essential work, or by providing grants to eligible employers that have eligible workers who perform essential work;
3. For the provision of government services, to the extent of the reduction in revenue of such recipient due to the COVID–19 public health emergency, relative to revenues collected in the most recent full fiscal year of the recipient prior to the emergency; or
4. To make necessary investments in water, sewer, or broadband infrastructure.

Within these use categories, Virginia’s General Assembly determined funding for projects that addressed the following needs realized or exacerbated by the pandemic:

---

<sup>1</sup> Virginia also received \$633,753,549 in funding to distribute to NEUs.



- 1. Help public health.** The pandemic highlighted the need to upgrade state and local public health services, which have long been underfunded in Virginia. SLFRF projects include COVID-19 mitigation efforts, medical expenses, behavioral healthcare, and certain public health and safety staff.
- 2. Help small businesses.** Virginia's small businesses have been severely impacted by the pandemic. SLFRF projects include the Rebuild Virginia grant program, funding for Virginia Tourism, and programs that invest in Virginia's small towns.
- 3. Help workers.** The Unemployment Trust Fund needed a major infusion of dollars to keep relief funds available for workers who lose their jobs—and avoid increased costs on Virginia businesses. The transfer to backfill the Unemployment Trust Fund has been completed. To better serve Virginians, the Virginia Employment Commission (VEC) continues to upgrade its computer systems and hire staff for a system that historically has been one of the lowest-funded unemployment systems in the country. Governor Youngkin has signed other bills that underscore Virginia's commitment to fixing VEC's operations including eliminating remaining backlogs and improving service and communications at the agency.
- 4. Help public schools.** The pandemic highlighted the need to modernize public school buildings across Virginia. This includes rehabilitating and upgrading existing facilities, improving air quality and HVAC systems, and improving safety. Virginia has designated multiple projects to upgrade facilities in public schools and improve experiences for our students. Federal relief to schools in Virginia includes Elementary and Secondary School Emergency Relief Fund (ESSER) funding that provides dedicated K-12 relief. Additional federal dollars will enable future investments. "The future prosperity of our Commonwealth depends on how well we prepare our students," said Governor Youngkin.<sup>2</sup>
- 5. Fully deploy broadband across Virginia.** The pandemic highlighted a fundamental economic reality: people without broadband get left behind. This is a once-in-a-generation opportunity. We are accelerating a 10-year plan by bringing broadband to all of Virginia's cities and rural areas. Specifically, \$479 million of the SLFRF award has been appropriated for broadband across multiple projects. Additionally, Virginia was recently approved to use \$219.8 million in Capital Projects Fund (CPF) funding to further invest in broadband.

## Uses of Funds

Under the Final Rule, there are seven high-level Expenditure Categories (ECs) and various sub-categories under each one.

1. Public Health
2. Negative Economic Impacts
3. Public Health-Negative Economic Impact: Public Sector Capacity
4. Premium Pay
5. Infrastructure
6. Revenue Replacement

---

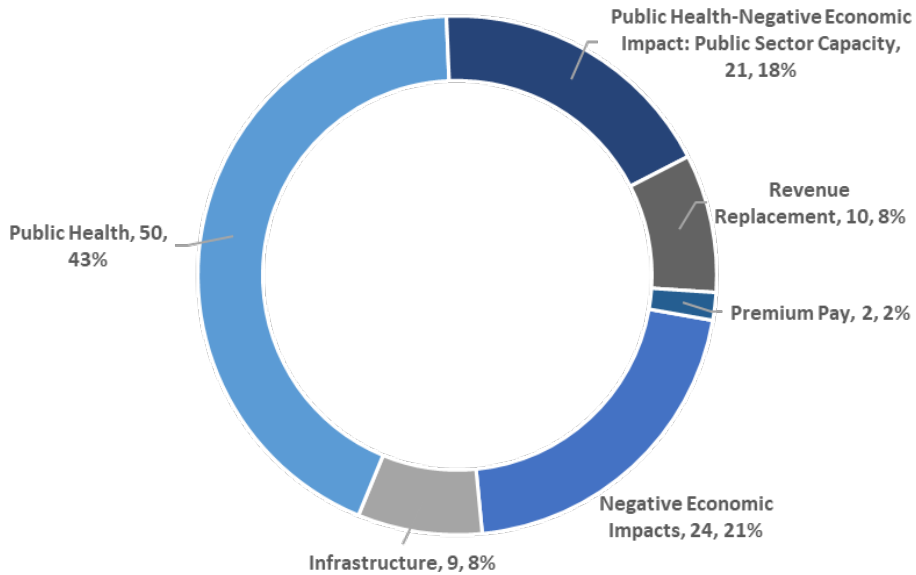
<sup>2</sup> <https://www.governor.virginia.gov/newsroom/news-releases/2022/may/name-933341-en.html>



7. Administrative

Virginia’s SLFRF 116 projects across 38 agencies span six of the ECs and many of the various sub-categories. Virginia’s General Assembly quickly moved funds where they were needed the most in August 2021 – as evidenced by the majority of projects and funding falling under Public Health and Negative Economic Impacts. Virginia has also looked to build sustainable change for its residents by improving public sector capacity – for example, by upgrading its technology systems – and by improving water and broadband infrastructure in communities throughout Virginia. These improvements to state government and to local communities in the Commonwealth will have benefits that long outlast the SLFRF expenditure timeline.

**Number of Projects by EC**



**Total Adopted Budget by EC**

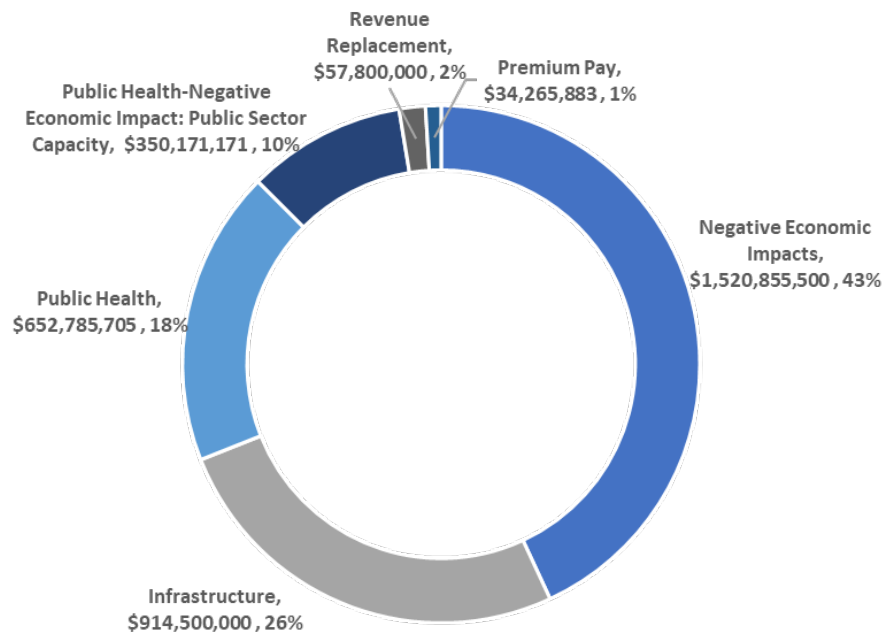


Figure 1: Project & SLFRF funding distribution across expenditure categories



**Promoting Equitable Outcomes**

The Virginia General Assembly convened in a Special Session II on August 2, 2021 to appropriate SLFRF projects. Prior to the legislative session, the Commonwealth evaluated more than 250 requests for funding.

From COVID-19 testing at correctional facilities to remediation of childhood lead poisoning in residential properties, the Commonwealth of Virginia has disbursed SLFRF funds to projects that meet the needs of populations where COVID-19 has had the most adverse impacts to promote equitable outcomes. Projects including Legal Aid funding for eviction cases and utility arrears and utility assistance, as well as increased funding for permanent supportive housing to assist with the bed crisis at state facilities, will continue the Commonwealth’s efforts to help its most vulnerable citizens recover from the pandemic.

Additional examples of how Virginia is promoting equitable outcomes through its projects are included below.

- Virginia is spending \$1 million to strengthen public oral health and improve patient outcomes and experiences. A key aspect of the Virginia Department of Health’s (VDH’s) Public Oral Health Task Force is built upon strategies using an equity lens to support decision-making that is equitable and patient centered. As shown in Figure 3, VDH’s vision for transforming Virginia’s Oral Health System includes creating preventative care that is easy to access, especially by those living in disadvantaged communities.

| Vision  |  |
|---|--|
| <p><b>Healthier Virginia</b></p> <p>Create a healthier population through better care, and decreased likelihood of gum disease, which increased from COVID-19</p> | <p><b>Patient Centered</b></p> <p>Focus on preventative care that is easy to access by residents, especially populations living in disadvantaged communities</p> |
| <p><b>Integrated Care</b></p> <p>Integrate with mainstream public health, enabling some activities to be conducted by differently licensed clinicians</p>         | <p><b>Teledentistry</b></p> <p>Use technology to increase virtual consultations to more easily reach more patients</p>   |

- Virginia is spending \$479 million in SLFRF on expanding broadband connectivity in Virginia. This funding supports the Commonwealth’s capability to grant funds to localities through the Department of Housing and Community Development’s (DHCD) Virginia Telecommunication Initiative (VATI) Program with the goal of creating universal coverage. This program connects the unserved and enhances connection speeds for the underserved so that those communities can have better, more equitable access to healthcare, educational opportunities, and employment. Figure 4 demonstrates how grants have been awarded across Virginia.

*Figure 2: VDH’s vision for transforming Virginia’s Oral Health System*

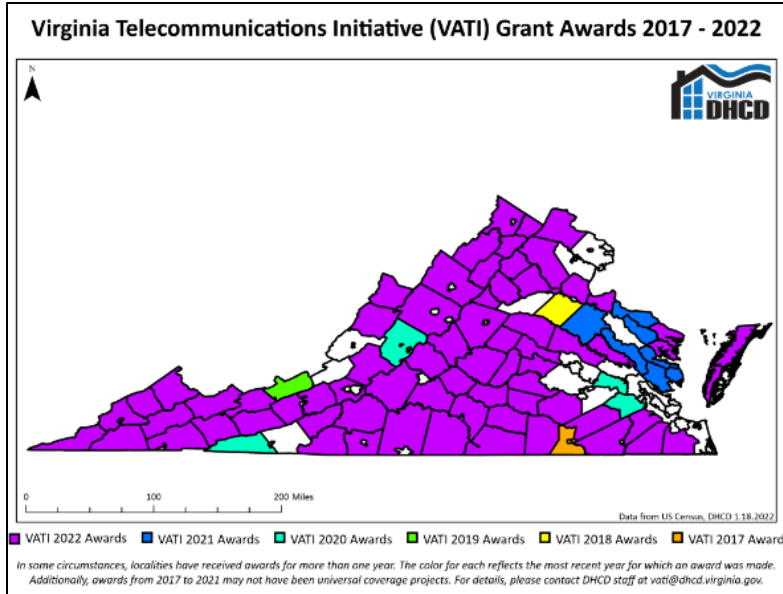


Figure 3: DHCD uses SLFRF funds to award grants to 70 counties and cities in 2022. Federal ARPA dollars have accelerated the VATI initiative.

- Virginia is spending \$100 million to improve drinking water infrastructure. Specifically, only small and/or disadvantaged water works were eligible to receive this funding. The VDH Office of Drinking Water (ODW) is administering this program, and used measures including small communities (those with less than 10,000 people) and disadvantaged communities (those where the annual water bill exceeds 1% of median household income) to select an initial set of projects to fund. Figure 5 shows where current projects have been funded.

### Map of Projects Awarded

Localities with Currently Funded Projects by ODW Field Office Region

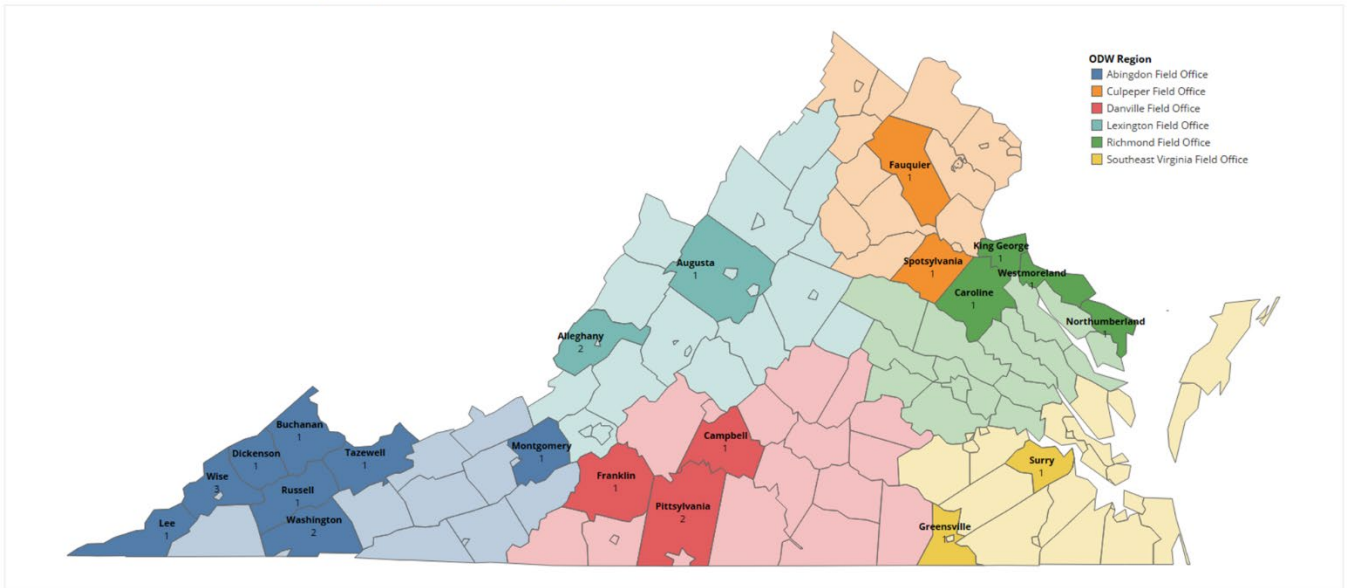


Figure 4: ODW SLFRF-funded projects





## Community Engagement

Community engagement has also been considered in project administration where relevant and possible. Examples of how community stakeholders have been included in project design and administration are highlighted below.

- Several projects administered by the VDH will be informed by engaging with stakeholders via pre-established mechanisms. For example, VDH plans to align on a strategy for preventing substance misuse and suicide epidemics with stakeholders across the mental health and substance abuse fields including the VDH Drug Overdose Workgroup and Virginia's Suicide Prevention Interagency Advisory Group. VDH also performed targeted community outreach to address health inequities and health disparities exacerbated by the COVID-19 pandemic. In developing this outreach program, VDH engaged with on-the-ground focus groups to understand what and where the greatest needs are in the communities.
- Another example includes the Virginia Department of Social Services' (VDSS) Trauma Informed Community Network, which is engaging with communities about how best to expend the \$1 million allocated for that project. VDSS gathers feedback from trauma informed community networks throughout the Commonwealth on an ongoing basis.
- Additionally, The Department of Historic Resources, in partnership with the local government City of Harrisonburg and non-profit Northeast Neighborhood Association (NENA), are working on the development of a Museum of African American History and Culture in Harrisonburg. The non-profit NENA is a community-based organization located in the Northeast neighborhood of the city of Harrisonburg. Local community members have provided regular feedback on the site's development, including at NENA's monthly public meetings. Feedback has also been provided from city entities, including the City Council, the community of Harrisonburg, as well as James Madison University and Eastern Mennonite University. This project is a result of extensive community feedback and NENA will continue to engage with community members as the project is completed.

## Labor Practices

Virginia is applying and will continue to apply either state or federal prevailing wage requirements in accordance with ARPA requirements for water, sewer, and broadband projects undertaken with ARPA SLFRF awards. Subrecipient grant agreements will detail reporting requirements for infrastructure projects regarding labor agreements, community benefits agreements, prevailing wage requirements, and local hiring as outlined by the Final Rule.

Construction over \$250,000 in the Commonwealth of Virginia follows the requirement of the use of prevailing wages on projects. More information about the Commonwealth's prevailing wage law can be found here: <https://www.doli.virginia.gov/prevailing-wage-law/>.

## Use of Evidence

Where applicable, Virginia has identified whether SLFRF funds are being used for evidence-based interventions and/or if projects are being evaluated through rigorous program evaluations that are designed to build evidence. This information is contained in the Project Inventory.



American Rescue Plan Act SLFRF Recovery Plan  
The Commonwealth of Virginia



One example of how Virginia is using evidence-based interventions includes the Department of Criminal Justice Services (DCJS)' Community-based Gun Violence Reduction and Youth and Gang Violence Intervention project. The DCJS encouraged applicants to draw upon components of programs that have demonstrated success in reducing gun violence, or to implement promising practices and other strategies that have reduced gun violence. They included the following models as examples: Operation Ceasefire, Cure Violence, Group Violence Intervention, and Hospital-based Violence Intervention Programs.



## Performance Report

As the Commonwealth has more than 100 projects, we have identified six projects – at least one in the first six expenditure category groups in which Virginia currently has projects – that serve as examples of how projects in Virginia are meeting the needs of Virginians through the SLFRF award.

### Virginia SLFRF Project Spotlights



**Agency:** Virginia Department of Health

#### 60109 Targeted Community Outreach

**Project Expenditure Category:** 1.7 Other COVID-19 Public Health Expenses (including Communications, Enforcement, Isolation/Quarantine)

**Total Budget & Current Spending:**

|   |              |
|---|--------------|
| <b>Total Budget</b>                       | \$20,000,000 |
| <b>Total Obligations as of 6/30/2022</b>  | \$6,913,873  |
| <b>Total Expenditures as of 6/30/2022</b> | \$531,126    |

#### Project Overview

The Virginia Department of Health (VDH) is committed to developing a sustainable community outreach and engagement infrastructure to combat health inequity and racial health disparities that were exacerbated by the COVID-19 pandemic. VDH is working closely with its on-the-ground partners in local health districts to drive measurable health improvement across Virginia. The Targeted Community Outreach project seeks to scale successful efforts by some local health districts to turn community-based organizations into long-term public health partners working in the community, as well as build on outreach and engagement efforts originally established through Virginia’s COVID-19 response. The project encompasses two efforts: 1) targeted communications, which aims to understand and reach diverse population segments across the Commonwealth, particularly those that have been historically underserved, and 2) community engagement, which focuses on providing funding to local health districts to develop the infrastructure to build and support local-level community relationships. The intended outcome of the community engagement project is to create sustainable partnerships between the local health department and their community to facilitate delivery of public health services and two-way communication, particularly in underserved communities.

#### Promoting Equitable Outcomes



This effort will specifically aim to include underrepresented communities which are greatly impacted by racial health disparities. The initiative will involve working with local health districts across the Commonwealth to inform targeted, effective, and sustainable community outreach efforts which address barriers and challenges within programs and policies that perpetuate health inequities. VDH will take a data-driven approach to identifying underserved populations using health equity data and will use several approaches including focus groups and partnering with organizations working in the community to understand diverse communities across Virginia.

**Community Engagement**

This initiative will provide local health districts with funding and tools to expand their community engagement and outreach. VDH will work with local health departments to identify opportunities to improve their engagement efforts and conduct strategic planning to address gaps. The VDH team has developed a model to help local health departments assess their current level of community engagement, identify activities that could enhance their current work, and apply for funding to implement those activities. Local health departments will have the opportunity to request funding for a variety of activities or resources to ensure funds are supporting the tailored needs of each locality. Community engagement will be done through focus groups, targeted communications, increasing accessibility to public health resources, and ongoing relationship-building activities. This work will not only improve community-level health outcomes but will also increase the impact of these efforts on communities that public health has historically struggled to reach.

**Use of Evidence**

The initiative has two focus areas: targeted communications and community engagement. The objective of targeted communications is to conduct a population analysis, resulting in communications personas that include preferred communication channels and effective messaging strategies. The analysis will be applied for tailored communications and engagement strategies to reach historically hard-to-reach population segments. The objective of the community engagement workstream is to provide local health departments with resources and technical assistance to build long-term, sustained partnerships with the community.

**Performance Report**

Key performance indicators for the Targeted Community Outreach program are reflected in the below table:

| <b>Key Performance Indicator (KPI)*</b>   | <b>Initial Measure (7/2022)</b> |
|---|---------------------------------|
| Number of local health districts that have hired a community health engagement specialist or epidemiologist | 15                              |
| Number of local health districts that have completed strategic planning to improve community engagement     | N/A                             |
| Number of new community-based organizations engaged   | N/A                             |
| Number of community-based organizations serving as long-term partners                                       | N/A                             |
| Number of community segments identified for targeted communications   | N/A                             |

*\*KPIs with an initial measure of N/A indicate planned metrics for activities that have not yet begun; metrics will be populated after program implementation*



**Agency:** Department of Criminal Justice Services

## 14002 Community-based Gun Violence Reduction and Youth and Gang Violence Intervention

**Project Expenditure Category:** 1.11 Community Violence Interventions

### Total Budget & Current Spending:

|   |             |
|---|-------------|
| <b>Total Budget</b>                       | \$2,500,000 |
| <b>Total Obligations as of 6/30/2022</b>  | \$0         |
| <b>Total Expenditures as of 6/30/2022</b> | \$0         |

### Project Overview

The project supports communities that have experienced an increase in violence, or increased difficulty in accessing or providing services to respond to or mitigate the effects of violence.

More information can be found on the project's website here:

<https://www.dcjs.virginia.gov/grants/programs/2022-virginia-community-based-gun-violence-intervention>

### Promoting Equitable Outcomes

This initiative will support the implementation of data-informed strategies in order to reduce gun violence in local communities disproportionately affected by gun violence. Priority was given to projects that address the impact of violence in communities of color impacted by gun violence with the focus on intervention and prevention initiatives.

### Community Engagement

Under this funding, project-eligible applicants included community-based organizations and non-profits that are well positioned to support local gun violence reduction efforts. Emphasis was placed on partnerships between local law enforcement and community stakeholders with the understanding that public safety is a shared responsibility.

### Use of Evidence

The project encourages applicants to draw upon components of programs that have demonstrated success in reducing gun violence or implement promising practices to reduce gun violence. The following models are examples: Operation Ceasefire, Cure Violence, Group Violence Intervention, and Hospital-based Violence Intervention Programs.

### Performance Report

The project start date is 7/1/22. Key performance indicators will be provided in future SLFRF annual reports.



**Agency:** Division of Small Business and Supplier Diversity

## 35001 Rebuild VA - Existing Pipeline

**Project Expenditure Category:** 2.29 Loans or Grants to Mitigate Financial Hardship

### Total Budget & Current Spending:

|   |               |
|---|---------------|
| <b>Total Budget</b>                       | \$380,000,000 |
| <b>Total Obligations as of 6/30/2022</b>  | \$250,000,000 |
| <b>Total Expenditures as of 6/30/2022</b> | \$233,000,000 |

### Project Overview

Rebuild VA is a small business COVID-relief grant program established in July 2020 to assist small businesses (defined as less than \$10M annual revenue and 250 employees) and non-profits by providing grant awards of three months of eligible expenses up to \$100,000 to applicants who substantiate that they were negatively financially impacted by COVID-19.

The project is managed by the Virginia Small Business Financing Authority (VSBFA) under the Virginia Department of Small Business and Supplier Diversity, (SBSD) and administered by a third-party, Virginia Community Capital.

Rebuild VA has received multiple tranches of funding from various sources and has distributed over 7,300 grants totaling over \$370M from August 2020 to June 2022. Rebuild VA has awarded 3,878 grants totaling \$233M using SLFRF Recovery Plan funds. All program funding is expected to be expended by December 31, 2022.

Grant recipients are located in every county in Virginia and represent businesses in numerous industries including health care, transportation, hospitality & tourism, childcare, and retail.

Thirty six percent (36%) of grants were awarded to applicants located in low-income communities and those applicants received priority in funding. Thirty seven percent (37%) of grant recipients were minority-owned businesses and an additional 37% of grants were awarded to woman-owned businesses.

More information about this program can be found on [www.rebuildva.org](http://www.rebuildva.org).

### Promoting Equitable Outcomes

Rebuild VA prioritized reviewing applications from low-income communities. The intention was for half of the funding (\$120 million by 12/31/2020) to be awarded to small businesses in low-income communities. To date, the Commonwealth has awarded \$140 million in funding to over 3,500 small businesses and non-profits. View [the interactive map](#) to see how Rebuild VA is serving the communities where you work and live.



## Community Engagement

SBSD and VSBFA kicked off the Rebuild VA grant program in July 2020 by hosting webinars, in collaboration with stakeholder organizations, to raise awareness of the program for potential applicants.

SBSD leveraged its regional offices, and the network of 27 Virginia Small Business Development Centers and SCORE in Richmond, to support applicants with completing the grant application form and explaining eligibility criteria.

Marketing materials were created in multiple languages so that non-English speakers received information regarding the program.

## Performance Report

Rebuild VA has distributed over 3,878 grants totaling \$233M from September 2021 – June 2022 using SLFRF. Below are data on those grants:

- More than 64% of recipients have annual gross revenue less than \$1M (see Table 1)
- More than 35% of recipients are minority-owned businesses (see Table 2)
- More than 35% of recipients are woman-owned businesses (see Table 3)
- 22% of recipients were located in a low-income community

| Recipient Annual Gross Revenue | Percentage of Grant Recipients |
|--------------------------------|--------------------------------|
| Less than \$100,000            | 14.1%                          |
| \$100,000 - \$299,999          | 18.4%                          |
| \$300,000 - \$499,999          | 13.3%                          |
| \$500,000 - \$999,999          | 18.3%                          |
| \$1,000,000 - \$2,000,000      | 18.2%                          |
| \$2,000,000 - \$3,000,000      | 7.5%                           |
| \$3,000,000 - \$4,000,000      | 3.6%                           |
| \$4,000,000 - \$5,000,000      | 2.4%                           |
| \$5,000,000 - \$6,000,000      | 0.9%                           |
| \$6,000,000 - \$7,000,000      | 0.8%                           |
| \$7,000,000 - \$8,000,000      | 0.7%                           |
| \$8,000,000 - \$9,000,000      | 0.3%                           |
| \$9,000,000 - \$10,000,000     | 0.4%                           |
| Greater than \$10,000,000      | 1.1%                           |

Table 1: Rebuild VA SLFRF Grant Recipients by Revenue



| <b>Race</b>                             | <b>Percentage of Grant Recipients</b> |
|---|---------------------------------------|
| American Indian or Alaska Native        | 0.3%                                  |
| Asian                                   | 27.6%                                 |
| Black or African American               | 6.2%                                  |
| Native Hawaiian                         | 0.1%                                  |
| Other Pacific Islander                  | 0.3%                                  |
| White                                   | 46.8%                                 |
| Do Not Wish to Provide this Information | 18.5%                                 |

*Table 2: Rebuild VA SLFRF Grant Recipients by Race*

| <b>Gender</b>                           | <b>Percentage of Grant Recipients</b> |
|---|---------------------------------------|
| Female                                  | 35%                                   |
| Male                                    | 48%                                   |
| Do Not Wish to Provide this Information | 17%                                   |

*Table 3: Rebuild VA SLFRF Grant Recipients by Gender*





**Agency:** Virginia Department of Health

## 60106 Modernization of VDH Administrative Systems and Software

**Project Expenditure Category:** 3.5 Public Sector Capacity Administrative Needs

### Total Budget & Current Spending:

|   |                |
|---|----------------|
| <b>Total Budget</b>                       | \$50,000,000   |
| <b>Total Obligations as of 6/30/2022</b>  | \$3,201,580.13 |
| <b>Total Expenditures as of 6/30/2022</b> | \$1,071,812    |

### Project Overview

The Virginia Department of Health (VDH) is transforming core administrative systems and processes to increase VDH efficiencies, reduce duplication of effort, streamline business workflows, and increase automation. This will support a digitally enabled department with more efficient delivery of care to Virginians and increased agility when responding to future outbreaks or health crises.

VDH has begun modernizing the department's Information Technology (IT) Asset Management & IT Service Management systems by implementing ServiceNow technology scheduled to go-live in Fall 2022.

Utilizing Robotic Process Automation (RPA), VDH has begun automating existing labor-intensive manual processes to allow staff to focus on mission-critical work. Automation is scheduled to continue through June 2024.

Moving forward, VDH will seek to transform additional administrative systems, pending organizational priorities and remaining funds.

### Promoting Equitable Outcomes

By improving administrative systems used by employees every day, VDH will enable its staff to work more effectively and efficiently and thus meet their strategic goals, which includes supporting health equity through strengthened organizational infrastructure to assure conditions that improve health opportunities for Virginians across the Commonwealth.



## Performance Report

VDH will be tracking the below KPIs with regards to its administrative systems transformation.

| <b>Project</b>               | <b>Key Performance Indicator (KPI)*</b>                                | <b>Initial Measure<br/>(as of 7/2022)</b> |
|------------------------------|--|---|
| <b>IT Service Management</b> | # of services identified to be migrated to service management platform | 16  |
|                              | % of services migrated to service management platform                  | N/A                                       |
|                              | # of employees using new, automated request tracking system            | N/A                                       |
| <b>RPA</b>                   | # of processes that have been automated with RPA                       | N/A                                       |

*\*KPIs with an initial measure of N/A indicate planned metrics for systems that have not gone live yet; metrics will be populated after go-live in Fall 2022.*



**Agency:** Compensation Board

## 15701 Hazard Pay to Sworn Officers

**Project Expenditure Category:** 4.1 Premium Pay Public Sector Employees

### Total Budget & Current Spending:

|   |              |
|---|--------------|
| <b>Total Budget</b>                       | \$33,179,883 |
| <b>Total Obligations as of 6/30/2022</b>  | \$27,956,994 |
| <b>Total Expenditures as of 6/30/2022</b> | \$27,956,994 |

### Project Overview

The mission of the Compensation Board is to determine a reasonable budget for the participation of the Commonwealth toward the total cost of office operations for Constitutional Officers, and to assist those officers and their staff through automation, training and other means, to improve efficiencies and to enhance the level of services provided to the citizens of Virginia.

Specifically, sheriffs' responsibilities cover a range of public safety functions that vary from locality to locality. In most counties, sheriffs provide all law enforcement services, including investigating crimes, pursuing offenders, and making arrests. Sheriffs maintain local jails, housing from a handful to hundreds of offenders awaiting trial or serving short sentences, and by statute are represented on governing boards of all regional jails. Regional jails are operated by an appointed Administrator. Sheriffs and regional jail Administrators may also manage other local corrections programs and transport criminal defendants to and from corrections facilities. All Virginia sheriffs provide security in local courthouses, serve legal papers throughout their jurisdictions, summon jurors and witnesses, and execute court judgments. Sheriffs are assisted in performing their duties by sworn deputy sheriffs, appointed by the principal officer. Regional Jail Administrators employ sworn regional jail officers to assist in carrying out their duties as well.

The Premium Pay Project from the Compensation Board using SLFRF, provides a one-time lump sum bonus payment to sworn officers as compensation for added risk/hazardous duty where their duties during the pandemic put them at an inherent risk with little to no added compensation for it. These individuals received little recognition for these additional risks. Unlike those professions where premium pay may be unwarranted, the vast majority of sworn sheriffs, deputies, and regional jails officers are comprised of low- to moderate-income workers, and those who do earn more than this threshold regularly work side-by-side with and experience an equal share of the extraordinary risks associated with COVID-19.

Unlike many employees, sworn sheriffs, deputy sheriffs, and regional jail officers do not have the routine ability to isolate themselves from public interactions through telework; rather, they have been called upon to fulfill their essential public safety duties at great personal risk throughout the pandemic. As such, disparate treatment of a comparatively small number of



deputies and officers on the basis of relatively slight differences in earnings would create significant pay inequities whereby some would receive compensation reflective of the extraordinary risks they undertook and others, being denied this compensation, would earn less than those they serve alongside.

Consequently, all sworn sheriffs, deputy sheriffs, and regional jail officers funded by the Compensation Board were designated by the Virginia General Assembly during its 2021 Special Session II to be included in the premium pay program utilizing SLFRF under ARPA. The bonus amount of \$3,000 was paid to sworn, Compensation Board funded, individuals based upon an hourly rate in excess of their base pay of \$13 per hour for 231 hours worked prior to the bonus payment during the period of the pandemic (subsequent to March 11, 2021) while facing heightened risk.

Local governments were responsible for providing the bonus to each eligible sworn individual between the period of August 27, 2021 and November 30, 2021, with reimbursement from the Compensation Board utilizing SLFRF. Eligibility required work of at least 231 hours prior to payment (retrospectively), or subsequent to payment (prospectively) but prior to reimbursement by the Compensation Board to localities. Disbursement of ARPA funds to reimburse these incurred expenses occurred in the final quarter of the Commonwealth's fiscal year, and the third quarter of the federal fiscal year.



**Agency:** Department of Housing and Community Development

## 165001 Broadband VATI

**Project Expenditure Category:** 5.21 Broadband: Other Projects

### Total Budget & Current Spending:

|   |               |
|---|---------------|
| <b>Total Budget</b>                       | \$479,000,000 |
| <b>Total Obligations as of 4/30/2022</b>  | \$455,050,000 |
| <b>Total Expenditures as of 4/30/2022</b> | \$0           |

### Project Overview

Administered by the Virginia Department of Housing and Community Development (DHCD), the Virginia Telecommunication Initiative (VATI) enhances the sustainability and growth of communities throughout the Commonwealth by preparing those communities to build, utilize, and capitalize on telecommunications infrastructure. The primary objective of the VATI grant-making process is to provide financial assistance to supplement construction costs by broadband service providers in partnership with local governments, to extend service to areas that presently are unserved by any broadband provider.

In December 2021, 35 VATI applicants were collectively awarded over \$722 million to provide broadband access to 278,550 homes, businesses, and community anchor institutions in the Commonwealth. These awards leveraged a total of over \$1 billion in matching funds from internet service providers and local governments.

Of these 35 VATI awards, 23 were made with SLFRF. These 23 awards totaled \$455,050,000.00 in awarded funds and will collectively provide broadband access to 184,121 homes, businesses, and community anchor institutions while leveraging \$748,604,971.64 in funds from internet service providers and local governments.

Expanding access to affordable, reliable, high-speed internet access across Virginia will provide a wide array of access to telehealth, remote learning, and e-commerce opportunities for communities without broadband.

More information about the Virginia Telecommunication Initiative can be found at <https://www.dhcd.virginia.gov/vati>.

### Promoting Equitable Outcomes

The primary objective of the Virginia Telecommunication Initiative is to provide broadband access to locations which do not have an option for high-speed internet connectivity. Providing



access to broadband enables full participation in the 21st century for those previously unconnected, including access to telehealth, remote learning, and e-commerce opportunities.

### **Community Engagement**

The General Assembly and Governor directed SLFRF funds to be managed and awarded through the VATI grant making process. VATI undergoes a rigorous public input process annually to form annual programmatic guidelines, which includes a public comment period for stakeholders to weigh in on program guidelines and scoring criteria, as well as three input sessions to explain proposed changes to draft guidelines.

Reflecting these programmatic guidelines and criteria, the goals of projects funded through VATI grant-making process is to provide access to broadband infrastructure to a stated number of homes, businesses, and community anchor institutions which were previously unserved in compliance with VATI guidelines and criteria.

Community engagement is also incorporated in subawards made for this project. As a part of their pre-contractual activities, local government awardees and their internet service provider partners are required to design and submit a detailed Project Communication Plan, including how the public and other stakeholders will be kept apprised of project progress. These activities could include, but are not limited to interactive project maps, town hall meetings, media publications, the advertisement of service offerings, and meetings with local and state elected officials. In addition to these efforts, the DHCD is designing a project dashboard to inform stakeholders of project progress.

### **Labor Practices**

Nearly all internet service providers involved on projects funded with SLFRF have fulfilled or are in the process of fulfilling the Project Employment and Local Impact Report, as well as the Workforce Continuity Plans established in Compliance and Reporting Guidance of the SLFRF. The remaining internet service provider(s) involved in SLFRF-funded projects are certifying compliance with subchapter IV of chapter 31 of title 40, United States Code and/or are completing pre-hire collective bargaining agreement consistent with section 8(f) of the National Labor Relations Act (29 U.S.C. 158(f)).

### **Performance Report**

Key performance indicators for projects awarded through the VATI grant-making process significantly rely on the number of locations in the project area, funding awarded, and match funding contributed by local governments and internet service providers.

Metrics collected during application and pre-contractual period include funding awarded, match funding, locations in project area, and other key project milestones.

Metrics collected throughout project implementation include awarded funding expended, match funding expended, locations provided broadband access, completed project milestones, project contractual start date, and project contractual end date.



Virginia Department of Conservation and Recreation  
CONSERVE. PROTECT. ENJOY.

**Agency:** Department of Conservation and Recreation

## 19901 Outdoor Recreation Area Maintenance and Construction

**Project Expenditure Category:** 6.1 Provision of Government Services

### Total Budget & Current Spending:

|   |              |
|---|--------------|
| <b>Total Budget</b>                       | \$25,000,000 |
| <b>Total Obligations as of 6/30/2022</b>  | \$4,700,000  |
| <b>Total Expenditures as of 6/30/2022</b> | \$996,066.47 |

### Project Overview

This project comprises multiple outdoor recreation projects in Virginia state parks and natural area preserves. The projects include a variety of maintenance and recreation renovations that will enable more Virginians to access outdoor recreation opportunities. The projects were chosen to maximize outdoor recreation across Virginia.



The Tobacco Heritage Trail, Lunenburg County | Kelly J. Mitchell LLC/Virginia Tourism Corp.

The types of projects include renovations to Civilian Conservation Corps (CCC) era cabins in two parks; renovations to trails and trail bridges spanning Grayson, Carroll, Wythe, and Pulaski counties (including the town of Galax); campground renovations to three parks; utility upgrades in four parks, trail head and parking

areas accessing multiple natural area preserves; and building a new visitor center at a park that currently has none.

The ARPA funds will be used to supplement existing Virginia Public Building Authority (VPBA) bond projects in order to maximize the full scope of work. Augmenting funding in existing projects ensures that the full scope is delivered to the citizens of the Commonwealth. Timelines for the proposed projects will ensure that the ARPA funding is obligated by December 31, 2024 and spent by December 31, 2026, as required.

Out of various projects that have been selected, several have climate change in mind. For example, one project includes the demolition of an out of date, non-code compliant pool area that currently exists in the flood plain of the Potomac River. The project includes eliminating an old, dilapidated structure area from a flood-prone area and creating a grassy recreation area for day use which will create a more resilient shoreline that provides low- impact recreation. This low-impact recreation will serve guests that visit the shoreline by creating an area for picnicking and walking. Visitors will be encouraged to enjoy the shore and can also be educated in types of recreation that are mindful of climate change and resiliency.





## **Promoting Equitable Outcomes**

State parks and natural area preserves create low-cost opportunities for recreation throughout the Commonwealth. The projects included span 12 state parks and multiple natural areas in rural and urban counties across the state. Many projects enable access to outdoor recreational opportunities that currently do not exist, and critical renovations will make this possible. These projects will provide opportunities for recreation in low-income communities.

## **Community Engagement**

All ARPA funded projects are based on a deliberate and vetted Master Plan process. Department of Conservation and Recreation's (DCR's) master plan process includes a two-step public engagement policy as well as active advisory committees taking part. The master plan process can be found on DCR's website at the following link:

<https://www.dcr.virginia.gov/recreational-planning/masterplans>

The process includes community involvement regarding designs and construction of state park facilities. Also, all projects are competitively bid for construction with the requirement of utilizing a minimum of 42 percent small businesses, women owned and/or minority owned.

## **Labor Practices**

All construction over \$250,000 in the Commonwealth of Virginia follows the requirement of the use of prevailing wages on projects. The details for determining the applicable prevailing wages being used by DCR for ARPA-funded projects can be found at the following link:

<https://www.doli.virginia.gov/prevailing-wage-law/>

A wage determination issued for a project specifies the wage and fringe benefit rates for each classification of worker, determined to be prevailing in that locality for that type of construction or other work covered under the statute. Wage determinations are based on the applicable prevailing wage rate determinations made by the U.S. Secretary of Labor under the provisions of the Davis-Bacon Act, 40 U.S.C. § 276 et seq. as amended.

## **Performance Report**

All projects are competitively bid for construction with the requirement of utilizing a minimum of 42 percent small businesses, women owned and/or minority owned suppliers and sub-contractors.

American Rescue Plan Act SLFRF Recovery Plan  
The Commonwealth of Virginia



**Project Inventory**

Project Inventory can be found below. This project list includes projects identified in the August 2021 Special Session. Projects newly appropriated in the FY2023-FY2024 biennium budget (enrolled June 22, 2022) do not take effect until July 1, 2022 and will be included in future Recovery Plans.

| Project ID # | Project Name  | Project Expenditure Category   | Project Budget | Project Description  | Use of Evidence   | Required Key Performance Indicators   |
|--------------|---|--|----------------|--|---|---|
| 11701        | Legal Aid funding for eviction cases                                      | 2.2-Household Assistance Rent Mortgage and Utility Aid   | \$2,500,000    | Provides legal aid funding for housing eviction cases. <a href="http://www.lscv.org/work-of-legal-aid">www.lscv.org/work-of-legal-aid</a>                              | \$0 being used towards evidence-based interventions       | 0 households receiving eviction prevention services (including legal representation) <i>(Note: Subrecipient to begin work in July 2022.)</i><br>0 affordable housing units preserved or developed |
| 12101        | Contractor for Language Access Translation Services Planning              | 3.4-Public Sector Capacity: Effective Service Delivery   | \$500,000      | Provides contract funding for language access translation services planning.   |   |   |
| 12301        | Infrared Body Temperature Scanners  | 1.14-Other Public Health Services  | \$20,000       | Provides funding to purchase infrared body temperature scanners.   |   |   |
| 12302        | Personal Protective Equipment PPE and Safety Supplies                     | 1.5-Personal Protective Equipment  | \$509,000      | Provides funding to purchase personal protective equipment and supplies.   |   |   |
| 12303        | Readiness Centers HVAC Improvements and Emergency Medical Response Suites | 1.14-Other Public Health Services  | \$50,000,000   | Provides funding to replace HVAC systems and add emergency medical response suites at Readiness Centers.   |   |   |
| 12701        | COVID-19 VEST Cell  | 3.1-Public Sector Workforce Payroll and Benefits for Public Health Public Safety or Human Services Workers | \$1,393,085    | Provides funding for four positions, dedicated software, and program costs to support the Virginia Emergency Support Team's (VEST) COVID-19 disaster recovery efforts. |   |   |
| 13201        | Early voting Sunday voting support  | 6.1-Provision of Government Services   | \$3,000,000    | Provides funding to help support the efforts of localities to expand early voting to include the adoption of Sunday voting.  |   |   |
| 13202        | Voter Education   | 6.1-Provision of Government Services   | \$1,500,000    | Provides for a voter education campaign to educate Virginians on new elections laws and combat misinformation about Virginia elections.                                |   |   |
| 14001        | City of Hampton Crime Prevention  | 1.11-Community Violence Interventions  | \$800,000      | Provides one-time funding for the City of Hampton to address crime prevention.   | \$800,000 being used towards evidence-based interventions | 0 workers enrolled in sectoral job training programs<br>0 workers completing sectoral job training programs<br>0 people participating in summer youth employment programs                         |

American Rescue Plan Act SLFRF Recovery Plan  
The Commonwealth of Virginia



| Project ID # | Project Name  | Project Expenditure Category          | Project Budget | Project Description   | Use of Evidence  | Required Key Performance Indicators   |
|--------------|---|---------------------------------------|----------------|---|--|---|
| 14002        | Community-based gun violence reduction and youth and gang violence intervention | 1.11-Community Violence Interventions | \$2,500,000    | Provides competitive one-time grants to groups providing community-based gun violence reduction or youth and gang violence intervention programming through initiatives including, but not limited to, those substantially similar to programs such as the Gang Reduction and Youth Development of Los Angeles and Operation Ceasefire of Boston models.<br><a href="https://www.dcjs.virginia.gov/grants/programs/2022-virginia-community-based-gun-violence-intervention">https://www.dcjs.virginia.gov/grants/programs/2022-virginia-community-based-gun-violence-intervention</a> | Project plans to use funds towards evidence-based interventions. Estimate unavailable as project has not started. See Project Highlight. | 0 workers enrolled in sectoral job training programs<br>0 workers completing sectoral job training programs<br>0 people participating in summer youth employment programs |
| 14003        | Services for Victims of Crime   | 1.11-Community Violence Interventions | \$12,199,930   | Provides funding to support services for victims of crime. <a href="https://www.dcjs.virginia.gov/victims-services/grants/american-rescue-plan-act-arpa-funding-victims-services">https://www.dcjs.virginia.gov/victims-services/grants/american-rescue-plan-act-arpa-funding-victims-services</a>  | \$0 being used towards evidence-based interventions  | 0 workers enrolled in sectoral job training programs<br>0 workers completing sectoral job training programs<br>0 people participating in summer youth employment programs |
| 14004        | Sexual Domestic Violence Victim Fund  | 1.11-Community Violence Interventions | \$1,000,000    | Provides funding for the Virginia Sexual & Domestic Violence Victim Fund.<br><a href="https://www.dcjs.virginia.gov/victims-services/grants/virginia-sexual-domestic-violence-victim-fund">https://www.dcjs.virginia.gov/victims-services/grants/virginia-sexual-domestic-violence-victim-fund</a>  | \$0 being used towards evidence-based interventions  | 0 workers enrolled in sectoral job training programs<br>0 workers completing sectoral job training programs<br>0 people participating in summer youth employment programs |
| 14005        | Marcus Alert Training for LEO Dispatcher  | 1.12-Mental Health Services           | \$4,000,000    | Provides funding to support mental health training for law-enforcement and dispatchers and one position to provide technical assistance for the Marcus alert system.  | \$0 being used towards evidence-based interventions  |   |
| 14101        | Gun Violence Reduction Programs   | 1.11-Community Violence Interventions | \$2,500,000    | Provides funding for partnerships with local law enforcement to drive down shootings, gun homicides, and violent crime using a combination of outreach, prevention, strategic prosecutions, and evidence-based policing. These partnerships will focus their efforts on areas that have been identified to be more likely to experience violent crime.  | \$0 being used towards evidence-based interventions  | 0 workers enrolled in sectoral job training programs<br>0 workers completing sectoral job training programs<br>0 people participating in summer youth employment programs |
| 15601        | Live Scan Replacement   | 1.14-Other Public Health Services     | \$2,760,000    | Funds the purchase of live scan fingerprinting machines for area offices at the Department of State Police.   |  |   |
| 15602        | Premium Pay - Sworn Pay Compression   | 3.3-Public Sector Workforce Other     | \$40,000,000   | Premium Pay - Sworn Pay Compression   |  |   |
| 15603        | Purchase additional NIBIN equipment   | 1.11-Community Violence Interventions | \$280,375      | Provides funding to purchase equipment used to catalog images of firearms evidence in the National Integrated Ballistic Information Network (NIBIN).  | \$0 being used towards evidence-based interventions  | 0 workers enrolled in sectoral job training programs<br>0 workers completing sectoral job training programs<br>0 people participating in summer youth employment programs |
| 15701        | Hazard pay for sworn officers   | 4.1 - Public Sector Employees         | \$33,179,883   | Provides funding for a one-time hazard pay bonus of \$1,000 for state supported sworn officers of Sheriff's Departments and Regional Jails.   |  |   |

American Rescue Plan Act SLFRF Recovery Plan  
The Commonwealth of Virginia



| Project ID # | Project Name  | Project Expenditure Category                           | Project Budget | Project Description  | Use of Evidence   | Required Key Performance Indicators   |
|--------------|---|--|----------------|--|---|---|
| 16501        | Broadband VATI  | 5.21-Broadband Other projects                          | \$479,000,000  | Supports broadband access, with funds to be managed and awarded through the Virginia Telecommunications Initiative grant making process. <a href="https://www.dhcd.virginia.gov/vati">https://www.dhcd.virginia.gov/vati</a>   |   |   |
| 16502        | Line Extension Customer Assistance Program LECAP                      | 5.19-Broadband Last Mile projects                      | \$16,000,000   | Provides funding for a broadband Line Extension Customer Assistance Program to support the extension of existing broadband networks to low to moderate income residents. <a href="https://www.dhcd.virginia.gov/lecap">https://www.dhcd.virginia.gov/lecap</a>   |   |   |
| 16503        | Expand Virginia Main Street Program                                   | 2.35-Aid to Tourism Travel or Hospitality              | \$8,000,000    | Provides funding to expand the Virginia Main Street Program. <a href="https://www.dhcd.virginia.gov/vms">https://www.dhcd.virginia.gov/vms</a>   |   |   |
| 16504        | Expand Virginia Removal or Rehabilitation of Derelict Structures Fund | 2.37-Economic Impact Assistance Other                  | \$45,000,000   | Provides funding to expand the Virginia Removal or Rehabilitation of Derelict Structures Fund program. <a href="https://www.dhcd.virginia.gov/irf">https://www.dhcd.virginia.gov/irf</a>   | \$0 being used towards evidence-based interventions             |   |
| 16505        | Dedicated Lead Rehabilitation Program                                 | 2.20-Social Determinants of Health Lead Remediation    | \$7,500,000    | Provides funding for a dedicated lead rehabilitation program to address childhood lead poisoning in residential properties. <a href="https://www.dhcd.virginia.gov/lhr">https://www.dhcd.virginia.gov/lhr</a>  | \$0 being used towards evidence-based interventions             |   |
| 17101        | Utility assistance  | 2.2-Household Assistance Rent Mortgage and Utility Aid | \$55,330,077   | Provides funding to help clear utility arrears and provide utility assistance to struggling Virginians.  | \$52,805,837.73 being used towards evidence-based interventions | 0 households receiving eviction prevention services (including legal representation)<br>0 affordable housing units preserved or developed |
| 18201        | Adjudication Officers   | 3.5-Public Sector Capacity Administrative Needs        | \$5,100,000    | Provides funds for claims adjudication. By increasing contract support, VEC intends to reduce the backlog of applications through the entire unemployment insurance process, thereby increasing the number of applicants receiving payments and reducing the wait time for those payments.                   |   |   |
| 18202        | Backfill Trust Fund   | 2.28-Contributions to UI Trust Funds                   | \$862,000,000  | Provides funds for deposit to the Unemployment Trust Fund. Replenishment of the fund will help to restore the health of the fund and the Unemployment Insurance program and will also reduce the magnitude of tax increases on Virginia employers as a result of the depletion of the fund.                  |   |   |
| 18203        | Call Center   | 3.5-Public Sector Capacity Administrative Needs        | \$40,900,000   | Provides funds for call center improvements. By increasing contract support and staffing, VEC intends to reduce the backlog of applications through the entire unemployment insurance process, thereby increasing the number of applicants receiving payments and reducing the wait time for those payments. |   |   |
| 18204        | IT UI Mod Completion and Upgrades                                     | 3.4-Public Sector Capacity Effective Service Delivery  | \$43,200,000   | Provides funds for information technology modernization. These funds will be used to upgrade the Unemployment Insurance System after completion of the third phase of the Modernization  |   |   |

American Rescue Plan Act SLFRF Recovery Plan  
The Commonwealth of Virginia



| Project ID # | Project Name  | Project Expenditure Category                    | Project Budget | Project Description   | Use of Evidence | Required Key Performance Indicators |
|--------------|---|---|----------------|---|-----------------|-------------------------------------|
|              |   |   |                | Project. Technology needs will include fraud protection, better communication tools between claimant and system and call center and system, updated website, and customer relationship management to help communicate with multiple stakeholder groups. |                 |                                     |
| 18205        | Security  | 3.5-Public Sector Capacity Administrative Needs | \$2,000,000    | Provides funds to continue elevated security at each center for the safety of the employees.  |                 |                                     |
| 19401        | Legal and real estate support for agencies to support broadband expansion       | 3.3-Public Sector Workforce Other               | \$2,000,000    | Provides additional staff support to the Bureau of Real Estate Services to facilitate the negotiation and legal support necessary to enable broadband infrastructure expansion involving the Commonwealth's real property.                              |                 |                                     |
| 19402        | Courier Enhancements - Division of Consolidated Laboratory Services             | 1.14-Other Public Health Services               | \$675,000      | Provides funding to assess and improve sample collection drop boxes at health departments.  |                 |                                     |
| 19403        | Customer Support Enhancements - Division of Consolidated Laboratory Services    | 3.5-Public Sector Capacity Administrative Needs | \$16,000       | Purchase software to assist with the tracking and resolution of phone calls.  |                 |                                     |
| 19404        | Technology Infrastructure Improvements Division of Consolidated Laboratory Svcs | 1.14-Other Public Health Services               | \$5,600,000    | Provides funding for needed infrastructure and security upgrades to the existing clinical Laboratory Information Management System until other upgrades and improvements are complete.  |                 |                                     |
| 19405        | LIM System Developer - IT Workforce Enhancements - DCLS                         | 3.3-Public Sector Workforce Other               | \$400,000      | Provides funding for a dedicated Laboratory Information Management System developer.  |                 |                                     |
| 19406        | LIM System Improvements - IT Enhancements - DCLS                                | 1.14-Other Public Health Services               | \$350,000      | Provides funding to assess and begin improvements to the current clinical Laboratory Information Management System.   |                 |                                     |
| 19701        | Enhance CTE program at Fredericksburg City Schools System                       | 6.1-Provision of Government Services            | \$500,000      | Enhance career technical education programs in the Fredericksburg City Schools.   |                 |                                     |

American Rescue Plan Act SLFRF Recovery Plan  
The Commonwealth of Virginia



| Project ID # | Project Name  | Project Expenditure Category  | Project Budget | Project Description  | Use of Evidence  | Required Key Performance Indicators                          |
|--------------|---|---|----------------|--|--|--|
| 19702        | Expand the An Achievable Dream program into Henrico County                    | 2.25-Addressing Educational Disparities Academic Social and Emotional Services  | \$500,000      | Supports the creation of An Achievable Dream program in Henrico County.  | \$500,000 being used towards evidence-based interventions  | 0 students participating in evidence-based tutoring programs |
| 19703        | One-time grant to Portsmouth Public Schools                                   | 6.1-Provision of Government Services  | \$800,000      | Provides a one-time grant to Portsmouth Public Schools to support students with workforce readiness education and industry-based skills, including internships and externships, apprenticeships, and assistance in enrollment in post-secondary education. |  |  |
| 19704        | Support tutoring and mentoring programs in Sussex County                      | 2.24-Addressing Educational Disparities Aid to High-Poverty Districts   | \$200,000      | Supports tutoring and mentoring programs in Sussex County through the Sussex County Youth and Adult Recreation Association and Washington Park LLC   |  | 0 students participating in evidence-based tutoring programs |
| 19705        | Address ventilation needs at local public school facilities                   | 1.4-Prevention in Congregate Settings: Nursing Homes, Prisons, Jails, Dense Work Sites, Schools, Childcare Facilities, etc. | \$250,000,000  | Supports ventilation improvements in public elementary and secondary school facilities.  | \$250,000,000 being used towards evidence-based interventions. Project is also conducting a program evaluation |  |
| 19901        | Outdoor Recreation Area Maintenance and Construction                          | 6.1-Provision of Government Services  | \$25,000,000   | Provides funding to support outdoor recreation area maintenance and construction needs.  |  |  |
| 19902        | Provides funds for Fairfax Co for trail system connections at Lake Royal Park | 6.1-Provision of Government Services  | \$1,000,000    | Provides funds for Fairfax County for trail system connections at Lake Royal Park.   |  |  |
| 23801        | Address ventilation upgrades at facilities                                    | 1.4-Prevention in Congregate Settings: Nursing Homes, Prisons, Jails, Dense Work Sites, Schools, Childcare Facilities, etc. | \$5,000,000    | Replace remaining outdated air handling units at the main campus of the Virginia Museum Fine Arts.   | \$0 being used towards evidence-based interventions  |  |
| 24401        | Enhance Online Virginia Network   | 6.1-Provision of Government Services  | \$10,000,000   | Infuse additional funding to enhance the Online Virginia Network.  |  |  |
| 24501        | Undergraduate financial aid funding for low-income students                   | 2.24-Addressing Educational Disparities Aid to High-Poverty Districts   | \$111,000,000  | Provides need-based financial assistance to in-state undergraduate students at public and private, non-profit institutions of higher education.  |  | 0 students participating in evidence-based tutoring programs |
| 26001        | Manassas Campus Trades Building   | 2.25-Addressing Educational Disparities Academic Social and Emotional Services  | \$15,000,000   | Construct a new building that would allow the Northern Virginia Community College (NVCC) to expand its trades programs in carpentry, electrical, computer integration in trades, advanced automotive, and backup power systems.                            | \$0 being used towards evidence-based interventions  | 0 students participating in evidence-based tutoring programs |
| 26002        | Medical Education   | 2.25-Addressing Educational Disparities   | \$25,000,000   | Construct a new building that would allow the Northern Virginia Community College (NVCC) to expand its nursing, phlebotomy, occupational   | \$0 being used towards evidence-based interventions  | 0 students participating in evidence-based tutoring programs |

American Rescue Plan Act SLFRF Recovery Plan  
The Commonwealth of Virginia



| Project ID # | Project Name   | Project Expenditure Category  | Project Budget | Project Description  | Use of Evidence   | Required Key Performance Indicators |
|--------------|--|---|----------------|--|---|-------------------------------------|
|              | Campus Expansion                                       | Academic Social and Emotional Services  |                | therapy assistant, and physical therapist assistant programs.  |   |                                     |
| 26201        | Assisted Living Facility Structural Improvements       | 1.4-Prevention in Congregate Settings: Nursing Homes, Prisons, Jails, Dense Work Sites, Schools, Childcare Facilities, etc. | \$4,008,000    | Makes funding available to assisted living facilities, that serve a disproportionate share of auxiliary grant residents, with HVAC/air quality systems and physical plant improvements.  | \$3,278,000 being used towards evidence-based interventions |                                     |
| 30101        | Food Access and Healthcare partnership                 | 2.1-Household Assistance Food Programs  | \$600,000      | Provides support for the expansion of food access and healthcare partnerships.   | \$0 being used towards evidence-based interventions         |                                     |
| 30103        | Shelf-stable Food Purchase Program                     | 2.34-Assistance to Impacted Nonprofit Organizations Impacted or Disproportionately Impacted                                 | \$5,000,000    | Provides support for the development of a shelf-stable food purchase program to shore up shelf-stable inventory and purchase low-cost produce, dairy, and meat for distribution to support outreach to underserved communities.  |   |                                     |
| 30104        | Virginia Agriculture Food Assistance Program           | 2.1-Household Assistance Food Programs  | \$11,000,000   | Expands support for the Virginia Food Assistance Program established during the 2021 session to assist Virginia farmers and food producers with donating, selling, or otherwise providing agriculture products to Virginia's charitable food assistance organizations. | \$0 being used towards evidence-based interventions         |                                     |
| 30105        | Virginia Farm to Virginia Families Food Box            | 2.1-Household Assistance Food Programs  | \$9,000,000    | Provides support for a program that will connect local farmers with food banks and emergency food partners, ensuring resources and food assistance will serve the most underserved communities.  | \$0 being used towards evidence-based interventions         |                                     |
| 32001        | DMO Grants   | 2.35-Aid to Tourism Travel or Hospitality   | \$30,000,000   | Supports local destination marketing organizations in their response to the negative economic impacts of the pandemic. <a href="https://www.vatc.org/arpa/">https://www.vatc.org/arpa/</a>   |   |                                     |
| 32002        | Meetings Marketing and Incentives                      | 2.35-Aid to Tourism Travel or Hospitality   | \$1,000,000    | Provides support for the Authority's marketing and incentive programs in response to the negative impacts of the pandemic. <a href="https://www.vatc.org/arpa/arpa-meetings/">https://www.vatc.org/arpa/arpa-meetings/</a>   |   |                                     |
| 32003        | Develop historical and cultural content with the VAACC | 2.35-Aid to Tourism Travel or Hospitality   | \$1,000,000    | Provides funds to collaborate and partner with the City of Virginia Beach to develop historical and cultural content with the Virginia African American Cultural Center (VAACC)  |   |                                     |
| 32004        | Sports Marketing and Incentives                        | 2.35-Aid to Tourism Travel or Hospitality   | \$1,000,000    | Provides support for the Authority's marketing and incentive programs in response to the negative impacts of the pandemic. <a href="https://www.vatc.org/arpa/arpa-sports/">https://www.vatc.org/arpa/arpa-sports/</a>   |   |                                     |
| 32005        | Tourism Media Marketing                                | 2.35-Aid to Tourism Travel or Hospitality   | \$18,000,000   | Provides support for the Authority's marketing and incentive programs in response to the negative impacts of the pandemic.   |   |                                     |
| 35001        | Rebuild VA - existing pipeline                         | 2.29-Loans or Grants to Mitigate Financial Hardship   | \$169,000,000  | Funds grants for qualifying applications received by the Department on or before June 30, 2021, for which a grant has not been awarded. <a href="https://www.rebuildva.org/">https://www.rebuildva.org/</a>  |   |                                     |



American Rescue Plan Act SLFRF Recovery Plan  
The Commonwealth of Virginia



| Project ID # | Project Name   | Project Expenditure Category  | Project Budget | Project Description  | Use of Evidence  | Required Key Performance Indicators |
|--------------|--|---|----------------|--|--|-------------------------------------|
| 35002        | Rebuild VA - supplement only   | 2.29-Loans or Grants to Mitigate Financial Hardship   | \$81,000,000   | Funds grants to allow for the continued acceptance of Rebuild VA applications and the award of grants to qualified applicants. In allocating funds to support grants for applications solicited by the agency after June 30, 2021, the Department is to prioritize funding for businesses in the hospitality and tourism industry, including hotel and lodging establishments, restaurants, and entertainment and public amusement venues. In awarding funds to restaurants, funds are to be reserved for restaurants that have not received federal assistance through the Small Business Administration's Restaurant Revitalization Fund or loan forgiveness from the Small Business Administration's Paycheck Protection Program. <a href="https://www.rebuildva.org/">https://www.rebuildva.org/</a> |  |                                     |
| 36001        | Construct First Landing Monument   | 6.1-Provision of Government Services  | \$6,000,000    | Provides funding for construction of a permanent monument to commemorate the 400-year anniversary of the First Landing of Africans at Point Comfort in Fort Monroe. The 2019 Appropriation Act included \$500,000 from the general fund for planning of a permanent monument.  |  |                                     |
| 42301        | Development of a Museum of African- American History and Culture in Harrisonburg | 2.35-Aid to Tourism Travel or Hospitality   | \$250,000      | Provides funds to the City of Harrisonburg to partner with the Dallard-Newman House to complete development of a Museum of African-American History and Culture in Harrisonburg.   |  |                                     |
| 42501        | Upgrade HVAC at museum facilities  | 1.4-Prevention in Congregate Settings: Nursing Homes, Prisons, Jails, Dense Work Sites, Schools, Childcare Facilities, etc. | \$2,000,000    | Provide funding to allow the Jamestown-Yorktown Foundation to upgrade the ventilation systems in its facilities.   | \$30,000 being used towards evidence-based interventions |                                     |
| 44001        | Combined Sewer Overflow - Richmond Lynchburg Alexandria placeholder              | 5.4-Clean Water Combined sewer overflows  | \$125,000,000  | Provides funding to the Department of Environmental quality for grants to the cities of Alexandria, Lynchburg, and Richmond to pay a portion of the costs of their combined sewer overflow control projects. The City of Alexandria is to receive \$50.0 million; the City of Lynchburg is to receive \$25.0 million; and the City of Richmond is to receive \$50.0 million. <a href="https://www.deq.virginia.gov/water/clean-water-financing/american-rescue-plan-act">https://www.deq.virginia.gov/water/clean-water-financing/american-rescue-plan-act</a>   |  |                                     |
| 44002        | Septic straight pipe and sewer collection system repair replacement and upgrade  | 5.2-Clean Water Centralized wastewater collection and conveyance  | \$75,000,000   | Provides funding for septic, straight pipe, and sewer collection system repair, replacement, and upgrades. <a href="https://www.deq.virginia.gov/water/clean-water-financing/american-rescue-plan-act">https://www.deq.virginia.gov/water/clean-water-financing/american-rescue-plan-act</a>   |  |                                     |

American Rescue Plan Act SLFRF Recovery Plan  
The Commonwealth of Virginia



| Project ID # | Project Name   | Project Expenditure Category                     | Project Budget | Project Description  | Use of Evidence | Required Key Performance Indicators |
|--------------|--|--|----------------|--|-----------------|-------------------------------------|
| 44003        | Wastewater Treatment Plant Upgrades  | 5.1-Clean Water Centralized wastewater treatment | \$100,000,000  | Provides funding to reimburse eligible entities as provided for in the Enhanced Nutrient Removal Certainty (ENRC) Program, and to reimburse the Town of Pound and the City of Petersburg for capital costs incurred for infrastructure improvements that are eligible for reimbursement under the Virginia Water Facilities Revolving Fund. Such reimbursements are to be made in accordance with eligibility determinations by the Department of Environmental Quality. <a href="https://www.deq.virginia.gov/water/clean-water-financing/american-rescue-plan-act">https://www.deq.virginia.gov/water/clean-water-financing/american-rescue-plan-act</a> |                 |                                     |
| 60101        | Improvement funds for well and septic systems                              | 5.4-Clean Water Combined sewer overflows         | \$6,750,000    | Provides improvement funds for well and septic systems for homeowners at or below 200 percent of the federal poverty guidelines. <a href="https://www.vdh.virginia.gov/environmental-health/swap/">https://www.vdh.virginia.gov/environmental-health/swap/</a>   |                 |                                     |
| 60102        | Drinking water infrastructure and resources                                | 5.13-Drinking water Source                       | \$100,000,000  | Supports equal access to drinking water at small and disadvantaged community waterworks. <a href="https://www.vdh.virginia.gov/drinking-water/arpa/">https://www.vdh.virginia.gov/drinking-water/arpa/</a>   |                 |                                     |
| 60103        | Broadband connectivity at local health departments                         | 5.21-Broadband Other projects                    | \$8,000,000    | Addresses broadband connectivity and network infrastructure issues at local health departments.  |                 |                                     |
| 60104        | Electronic Health Records  | 1.14-Other Public Health Services                | \$30,000,000   | Provides funding to procure and deploy an electronic health records system to enable health information exchanges, improve data infrastructure, and help identify and reduce health disparities across the state.  |                 |                                     |
| 60105        | Facility Infrastructure at VDH Central Office and Local Health Departments | 1.14-Other Public Health Services                | \$30,000,000   | Targets core building upgrades at local health departments to mitigate the impact of infrastructure that hinders the agency's ability to reach and serve at-risk communities.  |                 |                                     |
| 60106        | Modernization of VDH administrative systems and software                   | 3.5-Public Sector Capacity Administrative Needs  | \$50,000,000   | Modernizes the agency's administrative systems and software in order to create response capacity during future emergencies.  |                 |                                     |
| 60107        | Public Oral Health Taskforce   | 1.14-Other Public Health Services                | \$1,000,000    | Creates a Public Oral Health Taskforce aimed at strengthening public oral health and improving patient outcomes and experiences.   |                 |                                     |
| 60108        | Records Management System  | 1.14-Other Public Health Services                | \$30,000,000   | Provides funding for a records management system that will digitize and automate records processes in order to improve employee productivity, create reliable and useable data, and enable rapid sharing of critical health information across the state.  |                 |                                     |

American Rescue Plan Act SLFRF Recovery Plan  
The Commonwealth of Virginia



| Project ID # | Project Name   | Project Expenditure Category  | Project Budget | Project Description   | Use of Evidence  | Required Key Performance Indicators |
|--------------|--|---|----------------|---|--|-------------------------------------|
| 60109        | Targeted Community Outreach  | 1.7-Other COVID-19 Public Health Expenses including Communications Enforcement Isolation Quarantine                         | \$20,000,000   | Provides targeted community outreach in order to increase impact on difficult to reach communities and mitigate harm caused by COVID-19.  |  |                                     |
| 60110        | Prevent substance misuse and suicide epidemics                               | 1.13-Substance Use Services   | \$10,000,000   | Establish prevention programs to address substance abuse and suicide epidemics  | \$9,000,000 being used towards evidence-based interventions. Project also conducting a program evaluation. |                                     |
| 60111        | Improvement funds for well and septic systems – local partner administration | 5.4 - Clean Water: Combined Sewer Overflows   | \$4,750,000    | Provides improvement funds for well and septic systems for homeowners at or below 200 percent of the federal poverty guidelines.<br><a href="https://www.vdh.virginia.gov/environmental-health/swap/">https://www.vdh.virginia.gov/environmental-health/swap/</a> |  |                                     |
| 60201        | Backlogs Due to COVID-19   | 3.5-Public Sector Capacity Administrative Needs   | \$15,000,000   | Addresses operational backlogs by hiring contract workers to assist with eligibility re-evaluations and member appeals. In addition, funding is provided to perform COVID-19 related outreach and engagement activities.  |  |                                     |
| 60202        | Increase per diem funding for long term care facilities from 15 to 20        | 1.4-Prevention in Congregate Settings: Nursing Homes, Prisons, Jails, Dense Work Sites, Schools, Childcare Facilities, etc. | \$31,148,676   | Increases per diem funding for long term care facilities from \$15 to \$20.   | \$0 being used towards evidence-based interventions  |                                     |
| 70201        | Creation of Outdoor Multi-use Pavilion Space                                 | 1.4-Prevention in Congregate Settings: Nursing Homes, Prisons, Jails, Dense Work Sites, Schools, Childcare Facilities, etc. | \$600,000      | Constructs a multi-purpose outdoor pavilion to mitigate the spread of viruses while providing a flexible training and work facility.  | \$0 being used towards evidence-based interventions  |                                     |
| 70202        | Office Ventilation Upgrades  | 1.4-Prevention in Congregate Settings: Nursing Homes, Prisons, Jails, Dense Work Sites, Schools, Childcare Facilities, etc. | \$450,000      | Improves the ventilation systems in six agency offices in an effort to mitigate the spread of viruses.  | \$0 being used towards evidence-based interventions  |                                     |
| 70203        | Structural Issues at the Virginia Industries for the Blind VIB Facility      | 1.14-Other Public Health Services   | \$11,500,000   | Renovates the Virginia Industries for the Blind facility in Charlottesville to ensure that an essential link in the pandemic supply chain is available.   |  |                                     |
| 72001        | Expand dementia program and residential treatment pilot                      | 1.12-Mental Health Services   | \$3,300,000    | Provides funds for an additional pilot program for individuals diagnosed with dementia who can be discharged or diverted from hospitalization in a state behavioral health facility.  | Program evaluation to be conducted   |                                     |

American Rescue Plan Act SLFRF Recovery Plan  
The Commonwealth of Virginia



| Project ID # | Project Name  | Project Expenditure Category  | Project Budget | Project Description   | Use of Evidence                                     | Required Key Performance Indicators |
|--------------|---|---|----------------|---|---|-------------------------------------|
| 72002        | Fund HVAC and water projects at state facilities                | 1.4-Prevention in Congregate Settings: Nursing Homes, Prisons, Jails, Dense Work Sites, Schools, Childcare Facilities, etc. | \$50,000,000   | Provides funds for capital improvements in ventilation and water and sewer systems at state behavioral health facilities and intellectual disability training centers.  | \$0 being used towards evidence-based interventions |                                     |
| 72003        | Increase compensation for direct care staff at state facilities | 3.3-Public Sector Workforce Other   | \$121,900,000  | Provides funds to continue staff bonuses in state behavioral health facilities and intellectual disability training centers in FY 2022. Permanent salary adjustments will be included in the Governor's introduced budget for the FY 2022 - FY 2024 biennium. |   |                                     |
| 72004        | Increase funding for community crisis system                    | 1.12-Mental Health Services   | \$30,000,000   | Expands access to community-based crisis services by providing funds for additional mobile crisis teams and crisis receiving facilities.  | Program evaluation to be conducted                  |                                     |
| 72005        | Permanent supportive housing in Northern Virginia               | 1.12-Mental Health Services   | \$5,000,000    | Increases funding for permanent supportive housing in Northern Virginia to assist with the bed crisis at state facilities   | \$0 being used towards evidence-based interventions |                                     |
| 72006        | Purchase personal protective equipment at state facilities      | 1.5-Personal Protective Equipment   | \$2,400,000    | Provides for the purchase of personal protective equipment and infection control at state behavioral health facilities and intellectual disability training centers.  |   |                                     |
| 72007        | Expand community-based substance use disorder treatment         | 1.13-Substance Use Services   | \$10,000,000   | Provides funding for additional treatment of substance use disorder treatment.  | \$0 being used towards evidence-based interventions |                                     |
| 72008        | Grants for Virginia Association of Recovery Residences          | 1.13-Substance Use Services   | \$10,000,000   | Provides funding for grants to members of the Virginia Association of Recovery Residences for recovery support services.  | Program evaluation to be conducted                  |                                     |
| 76501        | Trauma Informed Community Network TICN                          | 1.7-Other COVID-19 Public Health Expenses including Communications Enforcement Isolation Quarantine                         | \$1,000,000    | Provides funding to the Virginia Trauma-Informed Community Network to develop a community awareness campaign and offer education, professional development, mini grants, and other initiatives to support existing networks.                                  |   |                                     |
| 77701        | Facility Improvements for Central Infirmary                     | 1.4-Prevention in Congregate Settings: Nursing Homes, Prisons, Jails, Dense Work Sites, Schools, Childcare Facilities, etc. | \$20,000       | Provides funding for additional negative pressure quarantine spaces at the agency's facilities.   | \$0 being used towards evidence-based interventions |                                     |
| 77702        | Large Tents for Outdoor Visitation                              | 1.14-Other Public Health Services   | \$18,000       | Funds tent rental costs to enable outdoor visitation for residents at the agency's facilities.  |   |                                     |

American Rescue Plan Act SLFRF Recovery Plan  
The Commonwealth of Virginia



| Project ID # | Project Name  | Project Expenditure Category  | Project Budget | Project Description  | Use of Evidence                                     | Required Key Performance Indicators   |
|--------------|---|---|----------------|--|---|---|
| 77703        | Medical Testing Supplies  | 1.4-Prevention in Congregate Settings: Nursing Homes, Prisons, Jails, Dense Work Sites, Schools, Childcare Facilities, etc. | \$5,000        | Provides funding to purchase and replace fans and air purifiers at state facilities.   | \$0 being used towards evidence-based interventions |   |
| 77704        | Mobile Smartphone Supplement                                      | 3.4-Public Sector Capacity Effective Service Delivery   | \$800,000      | Provides funding for telecommunications expenses associated with mobile smartphones used by the staff in the Court Services Unit (CSU).                                  |   |   |
| 77705        | PPE Costs   | 1.5-Personal Protective Equipment   | \$150,000      | Provides funding for the purchase of personal protective equipment, including gloves, wipes, disinfectants, and hand sanitizer.  |   |   |
| 77706        | Provide Hazard Pay for Probation and Security Staff               | 3.1-Public Sector Workforce Payroll and Benefits for Public Health Public Safety or Human Services Workers                  | \$126,140      | Provides temporary hazard pay for probation and security staff.  |   |   |
| 77707        | Provide One-time Hazard Pay Bonus                                 | 3.1-Public Sector Workforce Payroll and Benefits for Public Health Public Safety or Human Services Workers                  | \$500,000      | Provides funding for a one-time bonus for staff members in high-risk positions.  |   |   |
| 77708        | Provide Sign-On Bonus for Cafeteria and Janitorial Staff          | 3.3-Public Sector Workforce Other   | \$12,000       | Provides funding for a one-time sign-on bonus for cafeteria and janitorial staff members.  |   |   |
| 77709        | Software Purchase for Medical Programs                            | 1.14-Other Public Health Services   | \$5,000        | Funds the purchase of medical tracking software to enable the agency to identify and track data related to outbreaks and testing.  |   |   |
| 77710        | Vaccination Clinic Costs  | 1.1-COVID-19 Vaccination  | \$10,000       | Provides funding to enable the agency to hold vaccination clinic events for staff and residents.   |   |   |
| 77711        | Ventilation Improvements in Facilities                            | 1.4-Prevention in Congregate Settings: Nursing Homes, Prisons, Jails, Dense Work Sites, Schools, Childcare Facilities, etc. | \$2,000        | Provides funding for ventilation measures in the agency's facilities.  | \$0 being used towards evidence-based interventions |   |
| 77801        | Add equipment for three 3 additional Firearms forensic scientists | 1.11-Community Violence Interventions   | \$300,000      | Provides funding to purchase of three comparison microscopes used in the analysis of firearms evidence.  | \$0 being used towards evidence-based interventions | 0 workers enrolled in sectoral job training programs<br>0 workers completing sectoral job training programs<br>0 people participating in summer youth employment programs |
| 79901        | COVID HR and Project Management                                   | 3.1-Public Sector Workforce Payroll and Benefits for Public Health Public Safety or Human Services Workers                  | \$2,128,344    | Provides funding for two positions to manage COVID-19-related human resource policies and three positions to support agency-wide COVID-19 project management activities. |   |   |

American Rescue Plan Act SLFRF Recovery Plan  
The Commonwealth of Virginia



| Project ID # | Project Name  | Project Expenditure Category  | Project Budget | Project Description   | Use of Evidence                                     | Required Key Performance Indicators |
|--------------|---|---|----------------|---|---|-------------------------------------|
| 79902        | COVID Testing   | 1.2-COVID-19 Testing  | \$21,775,775   | Provides funding for COVID-19 testing activities. Funding includes point prevalence testing at correctional facilities, antigen testing for non-vaccinated staff and visitors, and equipment and supplies for COVID-19 tests. Funding also covers wastewater testing at correctional facilities to detect COVID-19. |   |                                     |
| 79903        | COVID Vaccination Teams   | 1.1-COVID-19 Vaccination  | \$480,000      | Provides funding for mobile teams to continue staff and inmate vaccination efforts.   |   |                                     |
| 79904        | Equipment for Emergency Disinfection Team EDT                     | 1.4-Prevention in Congregate Settings: Nursing Homes, Prisons, Jails, Dense Work Sites, Schools, Childcare Facilities, etc. | \$175,000      | Funds disinfectant sprayers for the agency's mobile emergency disinfection team.  | \$0 being used towards evidence-based interventions |                                     |
| 79905        | Hazard pay for corrections and law enforcement staff              | 3.1-Public Sector Workforce Payroll and Benefits for Public Health Public Safety or Human Services Workers                  | \$23,550,248   | Provides funding for a one-time hazard pay bonus for corrections and law enforcement staff eligible for premium pay under ARPA guidelines.  |   |                                     |
| 79906        | Medical Contractors Market Rate Increase                          | 4.2-Private Sector Grants to other employers  | \$1,086,000    | Funds rate increases for medical contractors to support recruitment and retention efforts.  |   |                                     |
| 79907        | Personal Protective Equipment                                     | 1.5-Personal Protective Equipment   | \$7,000,000    | Funds the purchase of personal protective equipment (PPE) for all DOC-run correctional facilities.  |   |                                     |
| 79908        | Personal Protective Equipment - Lawrenceville Correctional Center | 1.5-Personal Protective Equipment   | \$180,000      | Provides funding to reimburse the contractor that operates Lawrenceville Correctional Center for the cost of personal protective equipment (PPE).   |   |                                     |
| 79909        | Telehealth Expansion  | 1.14-Other Public Health Services   | \$2,063,949    | Expands telehealth services to additional correctional facilities.  |   |                                     |
| 91201        | Veterans Care Centers Lost Revenue                                | 6.1-Provision of Government Services  | \$5,100,000    | Replaces revenue lost at the Virginia Veterans Care Center (VVCC) in Roanoke in fiscal year 2021 as a result of reduced census levels due to the COVID-19 pandemic.   |   |                                     |
| 91202        | Veterans Care Centers Shortfall                                   | 6.1-Provision of Government Services  | \$4,900,000    | Replaces estimated fiscal year 2022 lost revenue at the Virginia Veterans Care Center (VVCC) in Roanoke and Sitter & Barfoot Veterans Care Center (SBVCC) in Richmond as a result of reduced census levels due to the COVID-19 pandemic.  |   |                                     |
| 91203        | Veterans Cemeteries   | 3.1-Public Sector Workforce Payroll and Benefits for Public Health  | \$270,354      | Provides funding to support temporary additional staff at state veterans' cemeteries.   |   |                                     |

American Rescue Plan Act SLFRF Recovery Plan  
The Commonwealth of Virginia



| Project ID # | Project Name              | Project Expenditure Category   | Project Budget | Project Description   | Use of Evidence                                     | Required Key Performance Indicators   |
|--------------|---------------------------|--|----------------|---|---|---|
| 96101        | Pandemic related expenses | Public Safety or Human Services Workers<br>3.3-Public Sector Workforce Other | \$375,000      | Provides funding for pandemic related expenses.   |   |   |
| 99501        | Utility assistance        | 2.2-Household Assistance Rent Mortgage and Utility Aid                       | \$61,975,423   | Provides funding to help clear utility arrears and provide utility assistance to struggling Virginians. | \$0 being used towards evidence-based interventions | 0 households receiving eviction prevention services (including legal representation)<br>0 affordable housing units preserved or developed |